

BOSNA I HERCEGOVINA  
AGENCIJA ZA STATISTIKU  
BOSNE I HERCEGOVINE



ISSN 1840-104X  
BOSNIA AND HERZEGOVINA  
AGENCY FOR STATISTICS OF  
BOSNIA AND HERZEGOVINA

**SOCIJALNA ZAŠTITA**  
*SOCIAL WELFARE*  
2001-2006

Sarajevo, decembar/December  
2007

TEMATSKI BILTEN  
THEMATIC BULLETIN

TB
07

**Izdaje i štampa:**

Published:

**Agencija za statistiku Bosne i Hercegovine,  
Bosna i Hercegovina, Sarajevo, Zelenih beretki 26**  
Agency for Statistics of Bosnia and Herzegovina,  
Bosna and Herzegovina, Sarajevo, Zelenih beretki 26

**Odgovara:**

*Personaly responsible:*

**Zdenko Milinović, direktor**

*Mr Zdenko Milinović, director*

**Podatke pripremili:**

*Data prepared by:*

**Aida Eskić, Dajana Mitrović, Vedrana Veljo**

*Aida Eskić, Dajana Mitrović, Vedrana Veljo*

**Izrada tabela i grafikona:**

*Tables and graphs prepared by:*

**Dajana Mitrović**

*Dajana Mitrović*

**Tehnički urednik:**

*Graphical design:*

**Aziz Vreto**

*Aziz Vreto*

**Molimo korisnike Biltena da prilikom upotrebe podataka obavezno navedu izvor**

*Users are kindly requested to mention data source*

**SADRŽAJ**  
*CONTENTS*

<b>PREDGOVOR.....</b>	<b>5</b>
<i>FOREWORD</i>	
<b>METODOLOŠKA OBJAŠNJENJA.....</b>	<b>6</b>
<i>NOTES ON METHODOLOGY</i>	
<b>1. CENTRI ZA SOCIJALNI RAD.....</b>	<b>15</b>
<i>SOCIAL WELFARE CENTRES</i>	
<b>2. MALOLJETNI KORISNICI PREMA KATEGORIJAMA I SPOLU.....</b>	<b>16</b>
<i>MINOR BENEFICIARIES BY CATEGORIES AND SEX</i>	
<b>GRAFIKON 1. MALOLJETNI KORISNICI PREMA SPOLU.....</b>	<b>20</b>
<i>GRAPH 1. MINOR BENEFICIARIES BY SEX</i>	
<b>GRAFIKON 2. MALOLJETNI KORISNICI PREMA KATEGORIJAMA.....</b>	<b>20</b>
<i>GRAPH 2. MINOR BENEFICIARIES BY CATEGORIES</i>	
<b>3. PUNOLJETNI KORISNICI PREMA KATEGORIJAMA I SPOLU.....</b>	<b>21</b>
<i>ADULT BENEFICIARIES BY CATEGORIES AND SEX</i>	
<b>GRAFIKON 3. PUNOLJETNI KORISNICI PREMA SPOLU.....</b>	<b>24</b>
<i>GRAPH 3. ADULT BENEFICIARIES BY SEX</i>	
<b>GRAFIKON 4. PUNOLJETNI KORISNICI PREMA KATEGORIJAMA.....</b>	<b>24</b>
<i>GRAPH 4. ADULT BENEFICIARIES BY CATEGORIES</i>	
<b>4. OBLICI I USLUGE SOCIJALNE ZAŠTITE-MALOLJETNI KORISNICI.....</b>	<b>25</b>
<i>FORMS AND SERVICES OF SOCIAL WELFARE-MINOR BENEFICIARIES</i>	
<b>5. OBLICI I USLUGE SOCIJALNE ZAŠTITE-PUNOLJETNI KORISNICI.....</b>	<b>29</b>
<i>FORMS AND SERVICES OF SOCIAL WELFARE-ADULT BENEFICIARIES</i>	
<b>6. DOMOVI ZA DJECU I OMLADINU.....</b>	<b>32</b>
<i>INSTITUTIONS FOR CHILDREN AND ADOLESCENTS</i>	
<b>7. KORISNICI DOMOVA ZA DJECU I OMLADINU PREMA RODITELJIMA.....</b>	<b>33</b>
<i>RESIDENTS OF HOMES FOR CHILDREN AND YOUTH, BREAKDOWN BY PARENTS</i>	
<b>8. STRUKTURA KORISNIKA DOMOVA ZA DJECU I OMLADINU.....</b>	<b>33</b>
<i>STRUCTURE OF BENEFICIARIES IN THE HOMES FOR CHILDREN AND YOUTH</i>	
<b>GRAFIKON 5. KORISNICI DOMOVA ZA DJECU I OMLADINU PREMA RODITELJIMA.....</b>	<b>33</b>
<i>GRAPH 5. RESIDENTS OF HOMES FOR CHILDREN AND YOUTH, BREAKDOWN BY PARENTS</i>	

<b>9. USTANOVE SOCIJALNE ZAŠTITE ZA INVALIDNU DJECU I OMLADINU OMETENU U PSIHIČKOM I FIZIČKOM RAZVOJU.....</b>	<b>34</b>
<i>SOCIAL WELFARE INSTITUTIONS FOR PHYSICALLY AND MENTALLY HANDICAPPED CHILDREN AND ADOLESCENTS</i>	
<b>10. KORISNICI USTANOVA SOCIJALNE ZAŠTITE ZA INVALIDNU DJECU I OMLADINU OMETENU U PSIHIČKOM I FIZIČKOM RAZVOJU PREMA SPOLU I RODITELJIMA.....</b>	<b>35</b>
<i>RESIDENTS OF SOCIAL WELFARE INSTITUTIONS FOR DISABLED CHILDREN AND YOUTH IMPEDED IN PSYCHICAL AND PHYSICAL DEVELOPMENT, BREAKDOWN BY SEX AND PARENTS</i>	
<b>GRAFIKON 6. KORISNICI USTANOVA SOCIJALNE ZAŠTITE ZA INVALIDNU DJECU I OMLADINU OMETENU U PSIHIČKOM I FIZIČKOM RAZVOJU PREMA RODITELJIMA.....</b>	<b>35</b>
<i>GRAPH 6. RESIDENTS OF SOCIAL WELFARE INSTITUTIONS FOR DISABLED CHILDREN AND YOUTH IMPEDED IN PSYCHICAL AND PHYSICAL DEVELOPMENT, BREAKDOWN BY PARENTS</i>	
<b>11. ZAPOSLENI U CENTRIMA ZA SOCIJALNI RAD.....</b>	<b>36</b>
<i>EMPLOYEES IN THE SOCIAL WELFARE CENTRES</i>	
<b>GRAFIKON 7. ZAPOSLENI U CENTRIMA ZA SOCIJALNI RAD.....</b>	<b>36</b>
<i>GRAPH 7. EMPLOYEES IN THE SOCIAL WELFARE CENTRES</i>	
<b>12. ZAPOSLENI U DOMOVIMA ZA DJECU I OMLADINU.....</b>	<b>37</b>
<i>EMPLOYEES IN THE INSTITUTIONS FOR CHILDREN AND YOUTH</i>	
<b>GRAFIKON 8. ZAPOSLENI U DOMOVIMA ZA DJECU I OMLADINU PO SPOLU.....</b>	<b>37</b>
<i>GRAPH 8. EMPLOYEES IN THE INSTITUTIONS FOR CHILDREN AND YOUTH BY SEX</i>	
<b>13. ZAPOSLENI U USTANOVAMA ZA INVALIDNU DJECU I OMLADINU OMETENU U PSIHIČKOM I FIZIČKOM RAZVOJU.....</b>	<b>38</b>
<i>EMPLOYEES IN THE INSTITUTIONS FOR CHILDREN AND YOUTH IMPEDED IN PSYCHICAL AND PHYSICAL DEVELOPMENT</i>	
<b>14. USTANOVE SOCIJALNE ZAŠTITE ZA ODRASLA INVALIDNA LICA.....</b>	<b>39</b>
<i>SOCIAL WELFARE INSTITUTIONS FOR ADULT HANDICAPPED PERSONS</i>	
<b>15. USTANOVE SOCIJALNE ZAŠTITE ZA ODRASLA LICA.....</b>	<b>39</b>
<i>SOCIAL WELFARE INSTITUTIONS FOR ADULT PERSONS</i>	

## **PREDGOVOR**

Agencija za statistiku BiH objavljuje bilten «Socijalna zaštita u BiH» kao redovnu godišnju publikaciju. Podaci dati u ovom biltenu su rezultat agregiranja podataka entitetskih zavoda za statistiku Federacije BiH i Republike Srpske.

U biltenu «Socijalna zaštita u BiH» Agencija za statistiku BiH objavljuje podatke o korisnicima svih oblika, mjera i usluga socijalne zaštite, ali i podatke o ustanovama socijalne zaštite i zaposlenim u tim ustanovama, u periodu od 2001-2006. Podaci su razvrstani prema starosti korisnika, stepenu ugroženosti, vrsti socijalnih potreba i ustanovama za pružanje socijalne zaštite.

Agencija za statistiku će biti zahvalna na svim primjedbama i sugestijama koje će doprinijeti poboljšanju slijedećeg biltena.

Zdenko Milinović  
Direktor

## **FOREWORD**

Agency for Statistics of BiH publishes a Bulletin «Social welfare in BiH» as a regular annual publication. This Bulletin is a result of aggregation data from entities statistical offices of Federation of BiH and Republic of Srpska.

In Bulletin «Social welfare in BiH» Agency for Statistics publishes data on beneficiaries of all forms, measures and services of social welfare as well as data on social welfare institutions and employees of this institutions for the period 2001-2006. Data are given by the age of beneficiaries, extent of disadvantage as well as by kind of social needs and social welfare institutions.

Agency for Statistics will appreciate any suggestions and comments that could improve our next Bulletin.

Zdenko Milinović  
Director

## METODOLOŠKA OBJAŠNJENJA

## NOTES ON METHODOLOGY

### Izvori podataka

Podaci o maloljetnim i punoljetnim korisnicima socijalne zaštite i provedenim oblicima, mjerama i uslugama socijalne zaštite su rezultat agregiranja podataka uporedivih godišnjih istraživanja koja provode entitetske statistike i Distrikt Brčko.

### Obuhvatnost podataka

Podaci o korisnicima i oblicima socijalne zaštite kao i o ustanovama socijalne zaštite, odnose se na kalendarsku godinu.

### Definicije

#### Korisnici socijalne zaštite

Korisnikom socijalne zaštite smatra se svako lice koje je u toku izvještajne godine jednom ili više puta koristilo određene oblike i mjere socijalne zaštite i usluge socijalnog rada.

Korisnici su razvrstani u dvije osnovne dobne grupe-maloljetni i punoljetni korisnici.

#### MALOLJETNI KORISNICI

##### Maloljetnici ugroženi porodičnom situacijom

Bez oba roditelja - djeca i omladina čija su oba roditelja umrla.

Nepoznatih roditelja – djeca i omladina roditelja čiji se identitet ne može utvrditi.

Napušteni od roditelja – djeca i omladina čiji su roditelji poznati i poznatog boravišta, ali su djecu napustili i odbijaju da se o njima staraju, kao i djeca poznatih roditelja nepoznatog boravišta i ostali slučajevi napuštanja djece od strane roditelja.

### Source of data

Data on minor and adult beneficiaries of social welfare, and implemented forms, measures and services of social welfare are result of aggregating data from comparable annual survey which are conducted by Entity's Statistical Offices and Bureau of District Brcko.

### Data coverage

Data on beneficiaries and forms of social welfare, as well as data on social welfare institutions refer to a calendar year.

### Definitions

#### Social welfare beneficiaries

Social welfare beneficiary is every person who has used certain forms and measures of social welfare and social work services, once or several times during the reference year.

Beneficiaries are classified into two basic age groups – minor and adult beneficiaries.

#### MINOR BENEFICIARIES

##### Minor beneficiaries disadvantaged by family situation

Without both parents – children and youth with both parents dead.

Of unknown parents – children and youth of parents whose identity cannot be ascertained (foundlings).

Abandoned by parents – children and youth of known parents and residence, abandoned by parents who refuse to take care of them, as well as children of known parents and of unknown residence and other cases of parents abandoning children.

Djeca roditelja spriječenih da obavljaju roditeljsku dužnost uslijed izdržavanja kazne, dužeg liječenja u stacionaru, teškog hroničnog oboljenja, privremenog rada u inostranstvu, lišavanja poslovne sposobnosti i sl.

Djeca roditelja lišenih roditeljskih prava – djeca i omladina čijim je roditeljima odlukom suda oduzeto roditeljsko pravo. U ovu kategoriju spadaju i slučajevi kada je samo jednom od roditelja oduzeto roditeljsko pravo.

Iz materijalno ugroženih porodica – djeca i omladina čiji roditelji nemaju ni minimalnih materijalnih i socijalnih uslova za podizanje djece, kao što su lica bez stalnog izvora prihoda, s minimalnim prihodima po članu domaćinstva, nezaposlena lica, lica s neriješenim stambenim pitanjima.

Iz porodica s poremećenim porodičnim odnosima – djeca i omladina koja žive u porodicama u kojima postoje konfliktne situacije između pojedinih članova, svađe, grubosti, tuče, zlostavljanje, odsustvo emocionalnih veza i trajna neusklađenost odnosa, asocijalno, patološko i kriminalno ponašanje članova porodice( skitnja , kriminal, prostitucija, upotreba alkohola i droge, itd.) kao i nebriga roditelja.

Razvedenih ili roditelja u brakorazvodnom sporu – djeca i omladina čiji su roditelji razvedeni ili je brakorazvodni spor u toku, za koje se na zahtjev suda utvrđuje kod kojeg će roditelja živjeti nakon razvoda braka, ili djeca za koju je u toku reguliranje alimentacije, viđanja drugog roditelja i drugo.

Ostali maloljetnici ugroženi porodičnom situacijom – djeca samohranih roditelja, vanbračna djeca, djeca s neriješenim materijalnim, stambenim i drugim pitanjima.

*Children of parents prevented from performing parental duty due to certain constraints such as imprisonment, prolonged treatment in hospital, severe chronic disease, temporary employment abroad, working incapability, etc.*

*Children of parents deprived of parental right - children and youth of parents deprived of parental right by the decision of court. Cases when only one parent is deprived of parental right are also included in this category.*

*Coming from economically disadvantaged families - children and youth whose parents cannot provide even a minimum financial or social conditions for raising children such as persons without the permanent source of income, persons with minimal income per household member, unemployed persons, persons with housing problems, etc.*

*Coming from families with disturbed family relationships-children and youth from families in which there are conflicts between family members, quarrels, asperities, beating, molesting, absence of emotional relationship and permanent incompatibility of relations, asocial, pathological and criminal behaviour of family members (vagrancy, crime, prostitution, alcohol or drug abuse, etc.) as well as parental indifference and negligence.*

*Of divorced parents or parents in divorce procedure-children and youth of divorced parents or parents in divorce procedure for whom, upon the request of court, the decision must be made on custody, financial support, right to visit a child, etc.*

*Other minors with disturbed family relationship – children of single parents, illegitimate children, children with financial, housing and other problems.*

### **Maloljetnici ometeni u fizičkom i psihičkom razvoju**

Maloljetnicima ometenim u fizičkom razvoju se smatraju djeca i omladina s oštećenjem vida, sluha, s poremećajima u govoru i glasu, fizički invalidna kao i lica višestruko ometena u razvoju.

Maloljetnicima ometenim u psihičkom razvoju se smatraju djeca i omladina koja su ometena u psihičkom razvoju, a razvrstana su prema važećim propisima o razvrstavanju i evidenciji ovih lica.

### **Maloljetnici s poremećajima u ponašanju i ličnosti**

S asocijalnim ponašanjem – djeca i omladina sklona skitnji, besposličanju, bježanju od kuće, nedoličnom ponašanju, prostituciji, upotrebi alkohola, prevarama i sl.

Maloljetni prestupnici ispod 14 godina – djeca i omladina koja su izvršila prekršaj ili krivično djelo, a krivično su neodgovorna zbog uzrasta, kao i maloljetni narkomani.

Psihički bolesna lica - maloljetna lica sklona raznim psihičkim oboljenjima.

### **Maloljetni korisnici u stanju različitih socijalno - zaštitnih potreba**

Bez specifične kategorije – djeca i omladina koja se ne mogu uvesti ni u jednu od navedenih kategorija, zdravstveno neosigurana djeca i omladina, kao i djeca i omladina kojima se pruža pomoć u ostvarivanju određenih prava.

### ***Physically and mentally handicapped minors***

*Physically handicapped minors are children and youth with visual and hearing impairments, voice and speech impediments, physical handicaps and multiple disorders.*

*Mentally handicapped minors are children and youth with mental disorders, and are classified by current regulations on registration and classification of such persons.*

### ***Minors with behavioural and personality disorders***

*With asocial behaviour – children and youth inclined to vagrancy, running from home, indecent behaviour, prostitution, alcohol abuse, frauds, etc.*

*Minor offenders under 14 years of age – children and youth who have committed an offence or a criminal act and are not subject to legal prosecution due to their age as well as minor drug addicts.*

### ***Mentally ill persons***

*Minor persons prone to various mental diseases.*

*Minor beneficiaries in need of different social and protective services*

*Without specific category – children and youth who cannot be classified into any of the specific categories, children and youth without health insurance as well as children and youth being rendered assistance in exercising certain rights.*



## **PUNOLJETNI KORISNICI**

**Korisnici subvencioniranja troškova (stanarine, grijanja, sahrane)**

### **Fizički i psihički ometeni**

S oštećenim vidom – odrasla slijepa i slabovidna lica.

S oštećenim sluhom – odrasla gluha i nagluha lica.

Fizički invalidna – odrasla lica kod kojih je oboljenje trajno, zbog čega im je bitno smanjena radna sposobnost.

Mentalno zaostala lica – odrasla lica teško, teže, umjereno i lako mentalno zaostale.

Ostala invalidna lica – odrasla lica s ostalim fizičkim oštećenjima, nesposobna za rad i neosigurana po drugom osnovu, zatim odrasli distrofičari, lica s posljedicama cerebralne paralize, lica s više smetnji, lica s poremećajima u ponašanju i slično.

S kombinovanim smetnjama – lica kod kojih je medicinski utvrđena neka od psihičkih ili nervnih bolesti (neurotičari, psihotičari, epileptičari) i sl.

Lica društveno neprihvatljivog ponašanja su lica s asocijalnim ponašanjem (skitnja, prosjačenje, prostitucija, lica sklona vršenju krivičnih djela i prekršaja, upotrebi alkohola, narkomanija).

Psihički bolesna lica su lica sklona raznim psihičkim oboljenjima.

**Lica koje nemaju dovoljno prihoda za održavanje, materijalno neosigurana.**

Materijalno neosigurana lica su lica koja su sposobna za rad, ali nemaju sredstava za život, niti ih po drugom osnovu mogu osigurati i mlađa su od 65 godina (muškarci) odnosno 60 godina (žene).

## **ADULT BENEFICIARIES**

**Beneficiaries of subventions (for rents, heating, funeral).**

### **Physically and mentally disabled**

*With visual disorders – blind adults and adults with visual impairments.*

*With hearing disorders – deaf adults and adults with hearing impairments.*

*Physically disabled – adults with permanent diseases (incurable and long lasting) which reduced their working capability.*

*Mentally disabled – adult persons with severe, less severe, moderate and mild mental handicaps.*

*Other disabled persons – adults with other physical handicaps, unable to work and unprovided on other basis, adults with muscular dystrophy, persons suffering from cerebral paralysis, persons with multiple disorders, behavioural disorders, etc.*

*With combined disorders – persons with the medical diagnosis of certain mental or neurological disease (neurotics, psychotics and epileptics), etc.*

*Persons with socially unacceptable behaviour are persons with asocial behaviour (vagrancy, begging, prostitution, person's inclined criminal acts and offences, alcohol and drug abuse).*

*Mentally ill persons are persons prone to various mental diseases.*

**Persons not having a sufficient income to support themselves, financially unprovided**

*Financially unprovided persons are persons able to work but don't have finances for living or are unable to provide them on other basis and are under 65 years of age (men), or under 60 (women).*

Lica nesposobna za rad su lica potpuno i trajno nesposobna za rad, bez sredstava za život, a mlađa su od 65 godina (muškarci) odnosno 60 godina (žene).

Stara lica bez porodičnog staranja – lica koje nemaju djece ni drugih bližih srodnika koji su dužni da se o njima staraju kao i lica bez sredstava za život (bez imovine, ili bilo kakvih drugih redovnih prihoda kao i lica koja posjeduju imanje ali zbog starosti ili slabosti nisu u mogućnosti da isto obrađuju i obezbijede sredstva za život .

Hronično bolesne – slijepa, psihički oboljela, fizički invalidna i hronično oboljela lica.

### **Bez specifične kategorije (ostali)**

Lica s porodičnim problemima, lica u brakorazvodnom sporu i ostala lica bez specifične kategorije.

## **OBLICI, MJERE I USLUGE SOCIJALNE ZAŠTITE**

Pod oblikom, mjerom ili uslugom podrazumijeva se svaki slučaj sprovedene zaštite na osnovu zakona i propisa iz ove oblasti od strane centra za socijalni rad, ili službe socijalne zaštite.

Podaci o oblicima, mjerama i uslugama odnose se na broj sprovedenih odnosno korištenih oblika, mjera i usluga u izvještajnom periodu, a ne na broj lica. Jedno isto lice može se pojaviti više puta kao korisnik tj. onoliko puta koliko je koristilo neki od oblika, mjera i usluga u toku izvještajne godine. Ako lice više puta koristi isti oblik, mjeru ili uslugu biće obuhvaćeno samo jednom. Ako lice koristi više oblika, mjera ili usluga obuhvatiće se kod svakog oblika, odnosno mjere ili usluge.

*Unable to work – persons completely and permanently unable to work, without financial resources of living, and are under 65 (men), or 60 (women).*

*Old persons without family care – persons without children or any other close relatives obliged to take care of them as well as persons without resources to provide for a living ( without property or any other regular income as well as persons owning a farm but due to old age and weakness are unable to cultivate land and provide for life).*

*Chronically ill – blind, mentally ill, physically handicapped and persons with chronic disease.*

### **Without specific category (others)**

*Persons with family problems, persons in divorcement procedure and other persons without specific category.*

## **FORMS, MEASURES AND SERVICES OF SOCIAL WELFARE**

*Form, measure or service are considered every case of protection provided by Centre of social welfare or Social welfare service on the basis of legal acts and regulations concerned with this field.*

*Data on forms, measures, and services refer to the number of conducted, that is, used forms, measures and services in the reference period, and not to the number of persons. One person can be shown several times as a beneficiary, as much times as it has used some of the forms, measures and services during the reference year. If the same person uses the same form, measure or service more than once, it is covered only once. If a person uses several forms, measures or services, it is covered by each form, measure and service.*

## **OBLICI SOCIJALNE ZAŠTITE**

Starateljstvo podrazumijeva slučajeve kada se maloljetno ili punoljetno lice koje je lišeno poslovne sposobnosti, stavlja pod starateljstvo.

Usvojenje podrazumijeva slučajeve zakonskog usvojenja.

### **Smještaj u ustanove**

Predškolske ustanove – podrazumijeva one slučajeve kada se troškovi smještaja i boravka osiguravaju iz sredstava socijalne ili dječje zaštite.

Smještaj u ustanove socijalne zaštite podrazumijeva smještaj maloljetnih i punoljetnih korisnika u odgovarajuće ustanove socijalne zaštite: dječji domovi, domovi za odojčad i malu djecu, za djecu ometenu u razvoju, za odgojno zpuštenu djecu i omladinu, domovi za stare i iznemogle, za penzionere, kao i domovi za odrasla invalidna lica i prihvatne stanice za maloljetna i punoljetna lica.

Smještaj u drugu porodicu podrazumijeva osiguravanje stanovanja, ishrane, odgoja i brige u porodici u koju se smještaju lica u stanju socijalne potrebe (djeca, odrasli, ostarjeli).

Smještaj u učenički ili studentski dom, smještaj u ustanovu za djecu bez roditeljskog staranja, smještaj u ustanovu za rehabilitaciju i zaštitu, smještaj u druge ustanove socijalne zaštite kao i smještaj u dom za stare osobe su takođe vidovi smještaja u ustanove u okviru oblika socijalne zaštite.

## **MJERE SOCIJALNE ZAŠTITE**

Mjere prema maloljetnicima podrazumijevaju angažiranje centra za socijalni rad na provođenju odgojnih mjera koje je sud izrekao kao i mjera koje centar

## **FORMS OF SOCIAL WELFARE**

*Guardianship refers to every case of appointing a guardian to look after the affairs of minor or adult person deprived of working capability.*

*Adoption is considered every case of legal adoption.*

### **Placement (assignment) in institution**

*Pre-school institutions – every case of accommodation expenses being financed from social welfare funds or funds for protection of children.*

*Assignment to social welfare institutions is considered accommodation of minor and adult beneficiaries in appropriate social welfare facilities such as: institutions for infants and young children, children and youth impeded in psychial and physical development, socially maladjusted children and youth, rest or retirement homes, institutions for adult handicapped persons and shelter stations for minors and adults persons.*

*Foster care is considered consigning persons (children, adults, old persons) in need of social protection to a family for dwelling, nourishment, upbringing and care.*

*Assignment to pupil and student hostel, assignment to institution for rehabilitation and protection, assignment to other social welfare institutions as well as an assignment to home for old people are also modes of placement in institutions, in the frame of the forms of social welfare.*

## **MEASURES OF SOCIAL WELFARE**

*Measures concerning minors are considered engagement of social welfare centre in conducting measures of upbringing proclaimed by court as well as measures*

poduzima na osnovu svoje odluke.

Upućivanje na školovanje i osposobljavanje podrazumijeva angažiranje centra za socijalni rad oko uključivanja na redovno školovanje maloljetnih korisnika socijalne zaštite koji su napustili školu ili nisu bili obuhvaćeni redovnim školovanjem ,kao i uključivanje djece i omladine ometene u razvoju na specijalno obrazovanje.

Ostale mjere podrazumijevaju slučajeve pružanja savjeta u vezi s odgojnim i razvojnim problemima djece, osiguravanja ljetovanja i oporavka iz sredstava socijalne zaštite, regulisanja zdravstvene zaštite neosiguranih lica i sl.

Pomoć za osposobljavanje i privređivanje podrazumijeva zasnivanje radnog odnosa lica u stanju socijalne potrebe angažovanjem centra za socijalni rad na pripremi kolektiva da prihvati to lice kao i rad s licem u cilju uspješnog uključivanja u kolektiv. Ovdje se podrazumijeva i zasnivanje radnog odnosa na određeno vrijeme u «kućnoj» radinosti, raznim servisima i sl., kao i zapošljavanje invalidnih lica u zaštitnim radionicama.

Pomoć za rehabilitaciju podrazumijeva novčana davanja u cilju uključivanja na osposobljavanje za rad ili profesionalnu rehabilitaciju djece i omladine ometene u psihičkom ili fizičkom razvoju kao i odraslih invalidnih lica, a na teret sredstava centara za socijalni rad odnosno službi socijalne zaštite.

## NOVČANE POMOĆI

Stalna novčana pomoć podrazumijeva novčana davanja koja osiguravaju centri za socijalni rad ili općinski centri za socijalni rad, a koja su jedini ili dopunski izvor sredstava za zadovoljavanje životnih potreba lica u stanju socijalnih potreba.

Jednokratna novčana pomoć isplaćuje se najviše dva puta godišnje za domaćinstvo i ne može iznositi više od ukupno pet iznosa

*conducted by centre upon its own decision.*

*Assignment to school and vocational training refers to the engagement of social welfare centre in including into the process of education minor beneficiaries that have left school or have not been covered by regular education as well as including mentally and physically handicapped children and youth in special education, i.e. vocational training.*

*Other measures are cases of rendering advice about problems in upbringing and development of children, providing summer vacations and rehabilitation financed from social welfare funds, covering health insurance of uninsured persons, etc.*

*Assistance in vocational training and employment is considered engagement of social welfare centre in employment of beneficiary in an enterprise as well as in preparing those persons for new working environment. Here is included employment on temporary basis «at home», various services, etc., as well as employing disabled in protective workshops.*

*Allowance for rehabilitation is money for vocational training or professional rehabilitation of mentally and physically handicapped children and youth and disabled adults, given from funds of social welfare centres or social welfare services.*

## ALLOWANCES

*Permanent allowance is money provided by social welfare centres or municipal social welfare services, which is the only or supplemental financial resource for persons in need of social welfare.*

*One - off allowance is paid twice a year at most for a household. This allowance cannot exceed the amount of five allowances in*

novčane pomoći utvrđene zakonom, osim u slučajevima kada je zbog posebnih okolnosti potrebno odobriti veći iznos o čemu odlučuje rukovodilac organa koji utvrđuje ovo pravo.

Dodatak za tuđu njegu podrazumijeva poseban novčani dodatak licima kojima je potrebna pomoć drugog lica u zadovoljavanju njihovih egzistencijalnih potreba.

## **OSTALI OBLICI ZAŠTITE I USLUGA**

Razvrstavanje na temelju dijagnoza podrazumijeva slučajeve kada nadležni organ izvrši razvrstavanje djece ometene u psihičkom i fizičkom razvoju.

Pomoć u ostvarivanju određenih prava podrazumijeva slučajeve pomoći oko reguliranja penzije, alimentacije i dr.

Pomoć u rješavanju pitanja djece razvedenih ili roditelja u brakorazvodnom sporu podrazumijeva davanje mišljenja i prijedloga sudu kome treba povjeriti dijete na čuvanje i vaspitanje nakon razvoda braka roditelja u slučajevima kada se roditelji nisu sporazumjeli.

Njega i druge usluge u stanu podrazumijevaju pružanje zdravstvene njege u kući teže i teško hronično bolesnim, nepokretnim i drugim bolesnim licima, bez obzira na njihovo materijalno stanje.

Pomoć u sređivanju bračnih i porodičnih odnosa po pravilu se sprovodi primjenom metoda savjetovanja i davanja stručnih mišljenja socio-psihološkog, pedagoškog, pravnog ili drugog karaktera. Ovdje spadaju i pitanja regulisanja viđanja djece sa roditeljima za vrijeme i poslije razvoda braka, pitanja priznavanja očinstva i slično.

*total determined in law, except for cases requiring greater amount due to special circumstances. The decision on the approval of such payment is made by an executive of the body that determines this right.*

*Allowance for care rendered by other person is a special allowance for persons requiring assistance of other person for satisfying their existential needs.*

## **OTHER FORMS OF PROTECTION AND SERVICES**

*Classification on the basis of diagnoses is categorisation of mentally and physically handicapped children done by organization in charge.*

*Assistance in exercising certain rights refers to cases of rendering help for regulating pension, alimentation, etc.*

*Assistance in solving issues concerning children of divorced parents or parents in divorce procedure is considered giving opinions and suggestions to court about custody of children after divorce in cases when parents have reached no agreement.*

*Care and other services rendered in home refer to rendering health care in home to severely and less severely chronically diseased, immobile and otherwise diseased persons, irrespective of their financial condition.*

*Assistance in normalizing marriage and family relationship is done, regularly, through advisory methods and giving professional opinions of social, psychological, pedagogical, legal or other character. Here are included issues about parent's rights to visit children during and after the divorce, child recognition, and the like.*

Ostale usluge su stručne ekspertize, pisani izvještaji, posredovanja kod drugih institucija u cilju osiguravanja odgovarajuće pomoći kao i pomoći za ishranu, odjeću, obuću, ogrjev i sl.

## **USTANOVE SOCIJALNE ZAŠTITE**

Domovi za djecu i omladinu osiguravaju privremeno ili trajno zbrinjavanje, ishranu, zdravstvenu zaštitu, odgajanje, obrazovanje i trajno osposobljavanje djece i omladine kojoj je potreban ovakav oblik zaštite.

Ustanove socijalne zaštite za invalidnu djecu i omladinu ometenu u razvoju osiguravaju u zavisnosti od vrste i stepena oštećenja, privremeni ili trajni smještaj, njegu, odgajanje, obrazovanje i osposobljavanje za rad pod posebnim uslovima.

Ustanove socijalne zaštite za odrasla invalidna lica su poduzeća za profesionalnu rehabilitaciju koja osiguravaju stručno osposobljavanje i zapošljavanje lica s umanjenim radnim sposobnostima. Zaposleni u ovim poduzećima su invalidna lica koja mogu raditi u poduzeću ili kod kuće i rehabilitanti – invalidna lica koja se nalaze na osposobljavanju ili prekvalifikaciji.

Ustanove socijalne zaštite za odrasla lica su domovi za penzionere i druga odrasla lica i socijalno-gerijatrijski centri koji osiguravaju privremeni ili trajni smještaj, ishranu, njegu i zdravstvenu zaštitu odraslim licima koja su bez sredstava za život, bez porodičnog staranja, ometena u psihičkom ili fizičkom razvoju i uslijed toga nesposobne za samostalan život, a i bez uslova da im se osigura odgovarajuća njega i pomoć u sopstvenoj porodici.

*Other services are professional expertise, written reports and mediation at other institution in order to provide appropriate help as well as assistance in providing food, clothes, footwear, fuel, etc.*

## ***SOCIAL WELFARE INSTITUTIONS***

*Institutions for children and adolescent provide temporary or permanent care, food, health care, upbringing, education and vocational training for children and youth in need of such a form of protection.*

*Social welfare institutions for mentally and physically handicapped children and adolescents provide depending on the type and extent of disability, temporary or permanent accommodation, care, upbringing, education and training for work under special conditions.*

*Social welfare institutions for adult disabled persons are enterprises for professional rehabilitation which provide vocational training and employment of persons with impaired working capability. Employees of such enterprises are handicapped persons able to work in enterprises or at home and persons on rehabilitation – disabled persons attending vocational training or training for new qualification.*

*Social welfare institutions for adult persons are homes for pensioners and other adult persons and social-geriatric centres which provide temporary or permanent accommodation, food, nursing and health care for adult persons without financial resources or family care, mentally or physically disabled and therefore incapable for independent life and without conditions required for help being rendered in their own family.*

## STATISTIKA SOCIJALNE ZAŠTITE SOCIAL WELFARE STATISTICS

<b>1. Broj centara za socijalni rad od 2001.- 2006. godine</b> <i>Number of social welfare centres from 2001 - 2006</i>				
	FBiH	RS	DB	BiH
2001	74	43	-	<b>117</b>
2002	71	43	-	<b>114</b>
2003	71	43	-	<b>114</b>
2004	72	43	-	<b>115</b>
2005	72	44	-	<b>116</b>
2006	71	45	-	<b>116</b>

**\* U Brčko Distriktu ne postoji centar za socijalni rad, samo jedan pododjel u okviru odjela za zdravstvo.**

*\* Social welfare center doesn't exist in Brcko Distrikt, there is only one department for Social welfare within Health Center of Brcko Distrikt.*

## 2. Maloljetni korisnici u BiH prema kategorijama i spolu

Minor beneficiaries by categories and sex

Kategorija korisnika Category of beneficiary		2001	2002	2003	2004	2005	2006	
<b>UKUPNO</b> <i>TOTAL</i>	<b>svoga</b>	<b>113.857</b>	<b>121.179</b>	<b>129.519</b>	<b>133.737</b>	<b>144.027</b>	<b>150.851</b>	<b>all</b>
	muški	59.958	63.442	69.381	72.030	78.004	80.038	male
	ženski	53.899	57.737	60.138	61.707	66.023	70.813	female
<b>Ugroženi porodičnom situacijom</b> <i>Disadvantage by family situation</i>	<b>svoga</b>	<b>53.075</b>	<b>53.389</b>	<b>55.875</b>	<b>55.298</b>	<b>57.078</b>	<b>60.955</b>	<b>all</b>
	muški	26.135	25.665	28.183	27.720	28.980	31.630	male
	ženski	26.940	27.724	27.692	27.578	28.098	29.325	female
Djeca bez oba roditelja <i>Children without both parents</i>	<b>svoga</b>	<b>1.636</b>	<b>1.543</b>	<b>1.465</b>	<b>1.173</b>	<b>1.325</b>	<b>1.312</b>	<b>all</b>
	muški	844	803	735	596	656	655	male
	ženski	792	740	730	577	669	657	female
Djeca nepoznatih roditelja <i>Children of unknown parents</i>	<b>svoga</b>	<b>208</b>	<b>128</b>	<b>134</b>	<b>119</b>	<b>103</b>	<b>103</b>	<b>all</b>
	muški	114	63	69	64	58	61	male
	ženski	94	65	65	55	45	42	female
Djeca napuštena od roditelja <i>Children abandoned by parents</i>	<b>svoga</b>	<b>779</b>	<b>845</b>	<b>820</b>	<b>902</b>	<b>818</b>	<b>783</b>	<b>all</b>
	muški	378	420	388	492	410	404	male
	ženski	401	425	432	410	408	397	female
Djeca roditelja spriječenih da obavljaju roditeljsku dužnost <i>Children of parents prevented from performing parental duty</i>	<b>svoga</b>	<b>618</b>	<b>650</b>	<b>692</b>	<b>638</b>	<b>682</b>	<b>726</b>	<b>all</b>
	muški	318	332	381	350	372	401	male
	ženski	300	318	311	288	310	325	female
Djeca roditelja lišenih roditeljskih prava <i>Children of parents deprived of parental rights</i>	<b>svoga</b>	<b>70</b>	<b>1.495</b>	<b>410</b>	<b>59</b>	<b>223</b>	<b>61</b>	<b>all</b>
	muški	33	494	215	35	115	30	male
	ženski	37	1.001	195	24	108	31	female
Djeca roditelja koja nemaju dovoljno prihoda <i>Children of parents who have not enough income for care</i>	<b>svoga</b>	<b>42.235</b>	<b>39.765</b>	<b>42.684</b>	<b>41.921</b>	<b>42.586</b>	<b>46.318</b>	<b>all</b>
	muški	20.194	18.565	20.861	20.426	20.952	23.712	male
	ženski	22.041	21.200	21.823	21.495	21.634	22.606	female
Djeca roditelja koji zanemaruju ili zlostavljaju djecu <i>Parents neglect or molest children</i>	<b>svoga</b>	<b>837</b>	<b>1.140</b>	<b>1.173</b>	<b>1.714</b>	<b>1.873</b>	<b>1.913</b>	<b>all</b>
	muški	403	548	604	896	971	985	male
	ženski	434	592	569	818	902	928	female



## 2. Maloljetni korisnici u BiH prema kategorijama i spolu

*Minor beneficiaries by categories and sex*

<b>Kategorija korisnika</b> <i>Category of beneficiary</i>		<b>2001</b>	<b>2002</b>	<b>2003</b>	<b>2004</b>	<b>2005</b>	<b>2006</b>	
Djeca čiji je razvoj ometen porodičnim prilikama <i>Children whose development is hindeed by family situation</i>	<b>svega</b>	<b>4.268</b>	<b>4.681</b>	<b>5.030</b>	<b>5.276</b>	<b>5.690</b>	<b>6.172</b>	<b>all</b>
	muški	2.040	2.149	2.432	2.403	2.779	3.041	male
	ženski	2.228	2.532	2.598	2.873	2.911	3.131	female
Odgojno zanemarena i zapuštena djeca <i>Socially neglected and maladjusted children</i>	<b>svega</b>	<b>2.784</b>	<b>3.142</b>	<b>3.467</b>	<b>3.496</b>	<b>3.778</b>	<b>3.549</b>	<b>all</b>
	muški	2.171	2.291	2.498	2.458	2.667	2.341	male
	ženski	613	851	969	1.038	1.111	1.208	female
<b>Lica sa smetnjama u psihičkom i fizičkom razvoju</b> <i>Mentally and physically handicapped persons</i>	<b>svega</b>	<b>8.506</b>	<b>8.687</b>	<b>9.459</b>	<b>9.017</b>	<b>10.152</b>	<b>11.111</b>	<b>all</b>
	muški	4.692	5.027	5.455	5.283	6.053	6.206	male
	ženski	3.814	3.660	4.004	3.734	4.099	4.905	female
S oštećenjem vida <i>With visual impairment</i>	<b>svega</b>	<b>716</b>	<b>681</b>	<b>688</b>	<b>610</b>	<b>697</b>	<b>767</b>	<b>all</b>
	muški	375	345	363	317	362	399	male
	ženski	341	336	325	293	335	368	female
S oštećenjem sluha <i>With visual impairment</i>	<b>svega</b>	<b>614</b>	<b>578</b>	<b>646</b>	<b>590</b>	<b>634</b>	<b>708</b>	<b>all</b>
	muški	363	329	335	327	347	376	male
	ženski	251	249	311	263	287	332	female
S poremećajima u glasu i govoru <i>With voice and speech impediments</i>	<b>svega</b>	<b>542</b>	<b>549</b>	<b>595</b>	<b>642</b>	<b>816</b>	<b>809</b>	<b>all</b>
	muški	290	309	349	381	537	461	male
	ženski	252	240	246	261	279	348	female
Fizički invalidna lica <i>Physically disabled persons</i>	<b>svega</b>	<b>1.133</b>	<b>1.147</b>	<b>1.245</b>	<b>1.278</b>	<b>1.426</b>	<b>1.750</b>	<b>all</b>
	muški	602	664	718	768	826	1.012	male
	ženski	531	483	527	510	600	738	female
Mentalno zaostala lica <i>Mentally disabled persons</i>	<b>svega</b>	<b>3.277</b>	<b>3.407</b>	<b>3.551</b>	<b>3.421</b>	<b>3.465</b>	<b>4.182</b>	<b>all</b>
	muški	1.823	1.961	2.043	1.991	2.056	2.304	male
	ženski	1.454	1.446	1.508	1.430	1.409	1.878	female
S poremećajima u ponašanju i ličnosti <i>With behavioural and personal breakdown</i>	<b>svega</b>	<b>836</b>	<b>797</b>	<b>963</b>	<b>729</b>	<b>992</b>	<b>1.089</b>	<b>all</b>
	muški	490	520	599	448	609	626	male
	ženski	346	277	364	281	383	463	female
S kombiniranim smetnjama <i>With combined handicap</i>	<b>svega</b>	<b>1.388</b>	<b>1.528</b>	<b>1.771</b>	<b>1.747</b>	<b>2.122</b>	<b>2.545</b>	<b>all</b>
	muški	749	899	1.048	1.051	1.316	1.465	male
	ženski	639	629	723	696	806	1.080	female

## 2. Maloljetni korisnici u BiH prema kategorijama i spolu

*Minor beneficiaries by categories and sex*

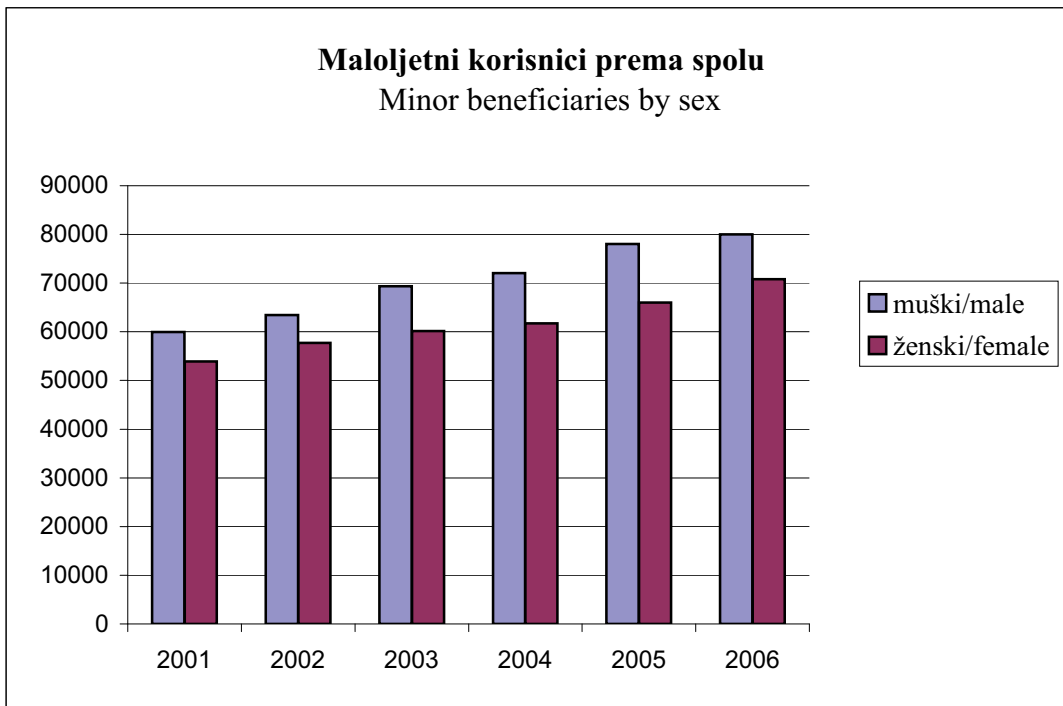
Kategorija korisnika <i>Category of beneficiary</i>		2001	2002	2003	2004	2005	2006	
<b>Lica društveno neprihvatljivog ponašanja</b> <i>Persons with social unacceptable behavior</i>	<b>svoga</b>	<b>4.507</b>	<b>4.681</b>	<b>5.213</b>	<b>5.301</b>	<b>6.369</b>	<b>6.938</b>	<b>all</b>
	muški	3.456	3.539	3.917	4.127	4.926	5.276	male
	ženski	1.051	1.142	1.296	1.174	1.443	1.662	female
Skloni skitnji <i>Inclined to vagrancy</i>	<b>svoga</b>	<b>723</b>	<b>743</b>	<b>843</b>	<b>872</b>	<b>925</b>	<b>1.024</b>	<b>all</b>
	muški	480	492	529	533	615	708	male
	ženski	243	251	314	339	310	316	female
Skloni prosjačenju <i>Inclined to begging</i>	<b>svoga</b>	<b>572</b>	<b>674</b>	<b>802</b>	<b>715</b>	<b>872</b>	<b>1.008</b>	<b>all</b>
	muški	310	374	418	402	477	536	male
	ženski	262	300	384	313	395	472	female
Skloni prostituciji <i>Inclined to prostitution</i>	<b>svoga</b>	<b>166</b>	<b>179</b>	<b>137</b>	<b>150</b>	<b>269</b>	<b>197</b>	<b>all</b>
	muški	43	52	28	25	143	21	male
	ženski	123	127	109	125	126	176	female
Skloni vršenju krivičnih djela <i>Inclined to committing criminal acts</i>	<b>svoga</b>	<b>2.511</b>	<b>2.374</b>	<b>2.700</b>	<b>2.800</b>	<b>3.555</b>	<b>3.756</b>	<b>all</b>
	muški	2.228	2.068	2.367	2.556	3.138	3.272	male
	ženski	283	306	333	244	417	484	female
Alkoholičari <i>Alcoholics</i>	<b>svoga</b>	<b>249</b>	<b>301</b>	<b>375</b>	<b>374</b>	<b>372</b>	<b>505</b>	<b>all</b>
	muški	198	226	294	297	280	424	male
	ženski	51	75	81	77	92	81	female
Narkomani <i>Drug addicts</i>	<b>svoga</b>	<b>286</b>	<b>300</b>	<b>356</b>	<b>390</b>	<b>376</b>	<b>448</b>	<b>all</b>
	muški	197	217	281	314	273	315	male
	ženski	89	83	75	76	103	133	female
<b>Psihički bolesna lica</b> <i>Mentally ill persons</i>	<b>svoga</b>	<b>340</b>	<b>390</b>	<b>334</b>	<b>335</b>	<b>328</b>	<b>386</b>	<b>all</b>
	muški	185	228	189	198	195	228	male
	ženski	155	162	145	137	133	158	female
Skloni raznim psihičkim oboljenjima <i>Inclined to different mentally diseases</i>	<b>svoga</b>	<b>340</b>	<b>387</b>	<b>334</b>	<b>335</b>	<b>328</b>	<b>386</b>	<b>all</b>
	muški	185	225	189	198	195	228	male
	ženski	155	162	145	137	133	158	female
<b>U stanju različitih socijalno-zaštitnih potreba</b> <i>Persons in different social and protective needs</i>	<b>svoga</b>	<b>40.391</b>	<b>46.136</b>	<b>51.086</b>	<b>56.696</b>	<b>62.104</b>	<b>60.427</b>	<b>all</b>
	muški	22.013	25.023	27.881	31.690	33.598	31.324	male
	ženski	18.378	21.113	23.205	25.006	28.506	29.103	female

## 2. Maloljetni korisnici u BiH prema kategorijama i spolu

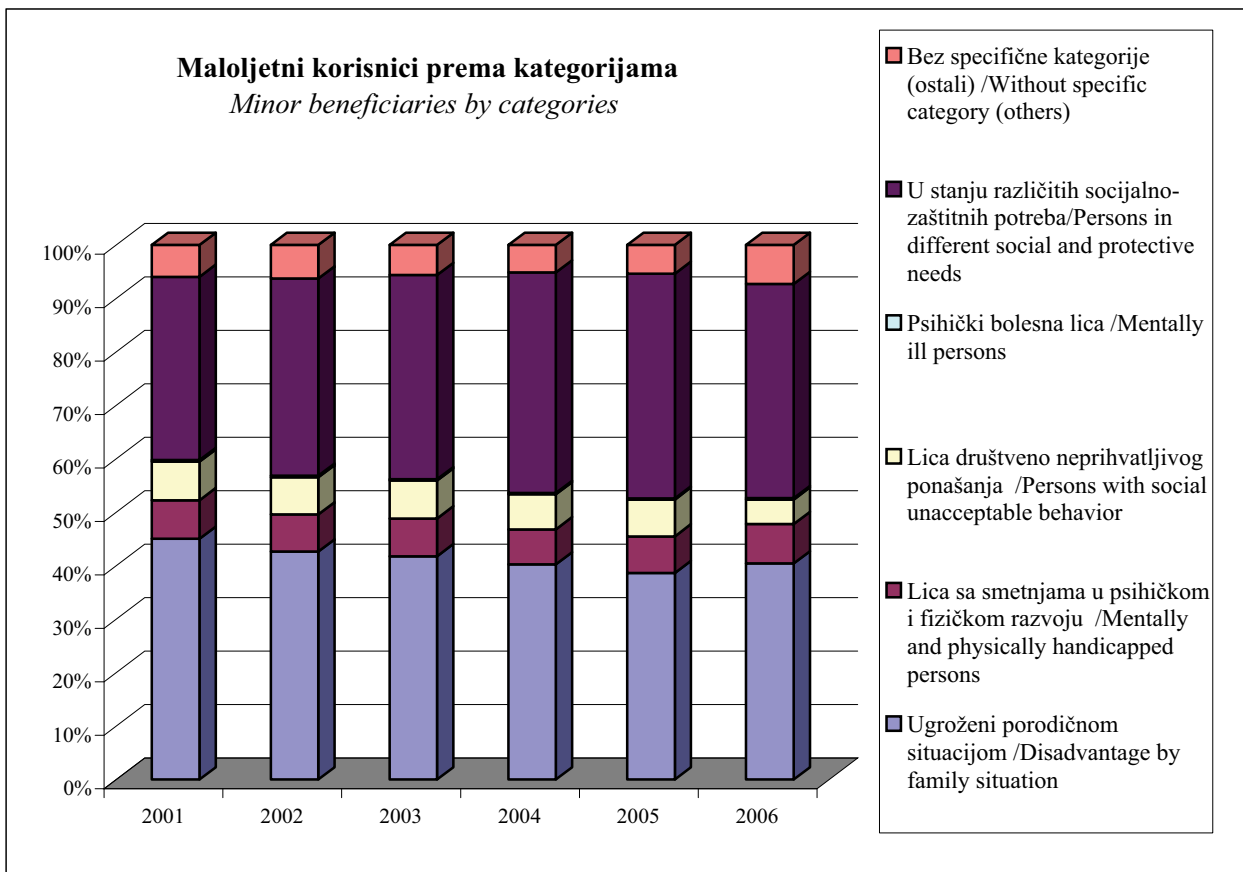
*Minor beneficiaries by categories and sex*

<b>Kategorija korisnika</b> <i>Category of beneficiary</i>		<b>2001</b>	<b>2002</b>	<b>2003</b>	<b>2004</b>	<b>2005</b>	<b>2006</b>	
S teškim stambenim prilikama <i>With serious housing problems</i>	<b>svoga</b>	<b>7.099</b>	<b>6.343</b>	<b>5.761</b>	<b>5.866</b>	<b>7.252</b>	<b>4.442</b>	<b>all</b>
	muški	3.563	3.367	2.820	3.009	3.707	2.380	male
	ženski	3.536	2.976	2.941	2.857	3.545	2.062	female
Vratila se s izdržavanja kazne <i>Returned from imprisonment</i>	<b>svoga</b>	<b>9</b>	<b>11</b>	<b>175</b>	<b>186</b>	<b>19</b>	<b>14</b>	<b>all</b>
	muški	9	10	164	172	15	13	male
	ženski	-	1	11	14	4	1	female
Stradala u elementarnim nepogodama <i>Suffered in natural disasters</i>	<b>svoga</b>	<b>135</b>	<b>83</b>	<b>120</b>	<b>150</b>	<b>57</b>	<b>137</b>	<b>all</b>
	muški	69	44	60	58	30	65	male
	ženski	66	39	60	92	27	72	female
Civilne žrtve rata <i>Civil victims of war</i>	<b>svoga</b>	<b>704</b>	<b>669</b>	<b>606</b>	<b>664</b>	<b>682</b>	<b>645</b>	<b>all</b>
	muški	380	401	353	378	351	356	male
	ženski	324	268	253	286	331	289	female
Članovi porodice civilnih žrtava rata <i>Members of family of civil victims of war</i>	<b>svoga</b>	<b>845</b>	<b>1.387</b>	<b>1.063</b>	<b>668</b>	<b>896</b>	<b>1.962</b>	<b>all</b>
	muški	412	762	558	343	496	1.098	male
	ženski	433	625	505	325	400	864	female
Kojima su potrebne usluge socijalnog rada <i>Who need services of social welfare</i>	<b>svoga</b>	<b>31.559</b>	<b>37.643</b>	<b>43.361</b>	<b>49.162</b>	<b>53.198</b>	<b>53.227</b>	<b>all</b>
	muški	17.560	20.439	23.926	27.730	28.999	27.412	male
	ženski	14.039	17.204	19.435	21.432	24.199	25.815	female
<b>Bez specifične kategorije(ostali)</b> <i>Without specific category (others)</i>	<b>svoga</b>	<b>7.038</b>	<b>7.896</b>	<b>7.552</b>	<b>7.090</b>	<b>7.996</b>	<b>11.034</b>	<b>all</b>
	muški	3.477	3.960	3.756	3.012	4.252	5.374	male
	ženski	3.561	3.936	3.796	4.078	3.744	5.660	female

**Grafikon 1**  
Graph 1



**Grafikon 2**  
Graph 2



**3. Punoljetni korisnici prema kategorijama i spolu**  
*Adult beneficiaries by category and sex*

Kategorija korisnika <i>Category of beneficiary</i>		2001	2002	2003	2004	2005	2006	
<b>UKUPNO</b> <i>TOTAL</i>	<b>svega</b>	<b>393.579</b>	<b>423.324</b>	<b>461.580</b>	<b>480.366</b>	<b>453.808</b>	<b>469.012</b>	<b>all</b>
	muški	189.287	214.923	238.285	217.203	219.265	225.587	male
	ženski	204.292	208.401	223.295	263.163	234.543	243.425	female
<b>Korisnici subvencioniranih troškova</b> <i>Beneficiaries of subventions</i>	<b>svega</b>	<b>31.918</b>	<b>47.399</b>	<b>43.481</b>	<b>27.869</b>	<b>24.314</b>	<b>22.624</b>	<b>all</b>
	muški	18.022	27.473	25.311	9.645	13.271	13.038	male
	ženski	13.896	19.926	18.170	18.224	11.043	9.586	female
Subvencionirani troškovi stanarine, grijanja, sahrane <i>Subventions for rents, heating, funeral</i>	<b>svega</b>	<b>31.918</b>	<b>47.399</b>	<b>43.653</b>	<b>27.869</b>	<b>24.314</b>	<b>22.624</b>	<b>all</b>
	muški	18.022	27.473	25.483	9.645	13.271	13.038	male
	ženski	13.896	19.926	18.170	18.224	11.043	9.586	female
<b>Lica sa smetnjama u psihičkom i fizičkom razvoju</b> <i>Mentally and psysically handicapped persons</i>	<b>svega</b>	<b>20.024</b>	<b>20.846</b>	<b>22.021</b>	<b>22.544</b>	<b>23.980</b>	<b>30.514</b>	<b>all</b>
	muški	11.137	11.478	12.258	12.236	12.826	16.172	male
	ženski	8.887	9.368	9.763	10.308	11.154	14.342	female
S oštećenjem vida <i>With visual impairment</i>	<b>svega</b>	<b>2.335</b>	<b>2.281</b>	<b>2.501</b>	<b>2.704</b>	<b>2.789</b>	<b>3.151</b>	<b>all</b>
	muški	1.188	1.172	1.240	1.434	1.490	1.595	male
	ženski	1.147	1.109	1.261	1.270	1.299	1.556	female
S oštećenjem sluha <i>With hearing impairment</i>	<b>svega</b>	<b>2.144</b>	<b>1.732</b>	<b>1.956</b>	<b>2.011</b>	<b>2.124</b>	<b>2.569</b>	<b>all</b>
	muški	1.360	956	1.080	1.107	1.190	1.299	male
	ženski	784	776	876	904	934	1.270	female
S poremećajima u glasu i govoru <i>With voice and speech impediments</i>	<b>svega</b>	<b>918</b>	<b>911</b>	<b>960</b>	<b>864</b>	<b>850</b>	<b>991</b>	<b>all</b>
	muški	512	506	543	439	461	538	male
	ženski	406	405	417	425	389	453	female
Fizički invalidna lica <i>Psysically disabled persons</i>	<b>svega</b>	<b>3.855</b>	<b>4.254</b>	<b>4.956</b>	<b>5.200</b>	<b>6.422</b>	<b>9.492</b>	<b>all</b>
	muški	2.083	2.385	2.810	2.846	3.447	4.943	male
	ženski	1.772	1.868	2.146	2.354	2.975	4.549	female
Mentalno nedovoljno razvijena lica <i>Mentally disabled persons</i>	<b>svega</b>	<b>7.041</b>	<b>7.701</b>	<b>8.207</b>	<b>8.359</b>	<b>8.001</b>	<b>9.699</b>	<b>all</b>
	muški	3.992	4.269	4.768	4.591	4.183	5.326	male
	ženski	3.049	3.432	3.439	3.768	3.818	4.373	female
S poremećajima u ponašanju i ličnosti <i>With behavioural and personality disorders</i>	<b>svega</b>	<b>1.342</b>	<b>1.440</b>	<b>1.474</b>	<b>1.396</b>	<b>1.432</b>	<b>1.453</b>	<b>all</b>
	muški	828	904	905	887	857	875	male
	ženski	514	536	569	509	575	578	female
S kombiniranim smetnjama <i>With combined handicaps</i>	<b>svega</b>	<b>2.389</b>	<b>2.527</b>	<b>2.743</b>	<b>2.931</b>	<b>3.201</b>	<b>3.960</b>	<b>all</b>
	muški	1.174	1.286	1.345	1.494	1.657	2.051	male
	ženski	1.215	1.241	1.398	1.437	1.544	1.909	female
<b>Lica društveno neprihvatljivog ponašanja</b> <i>Persons with socially unacceptable behaviour</i>	<b>svega</b>	<b>5.068</b>	<b>5.760</b>	<b>6.639</b>	<b>6.248</b>	<b>6.852</b>	<b>7.358</b>	<b>all</b>
	muški	3.606	4.051	4.666	4.499	5.000	5.222	male
	ženski	1.462	1.709	1.973	1.749	1.852	2.136	female

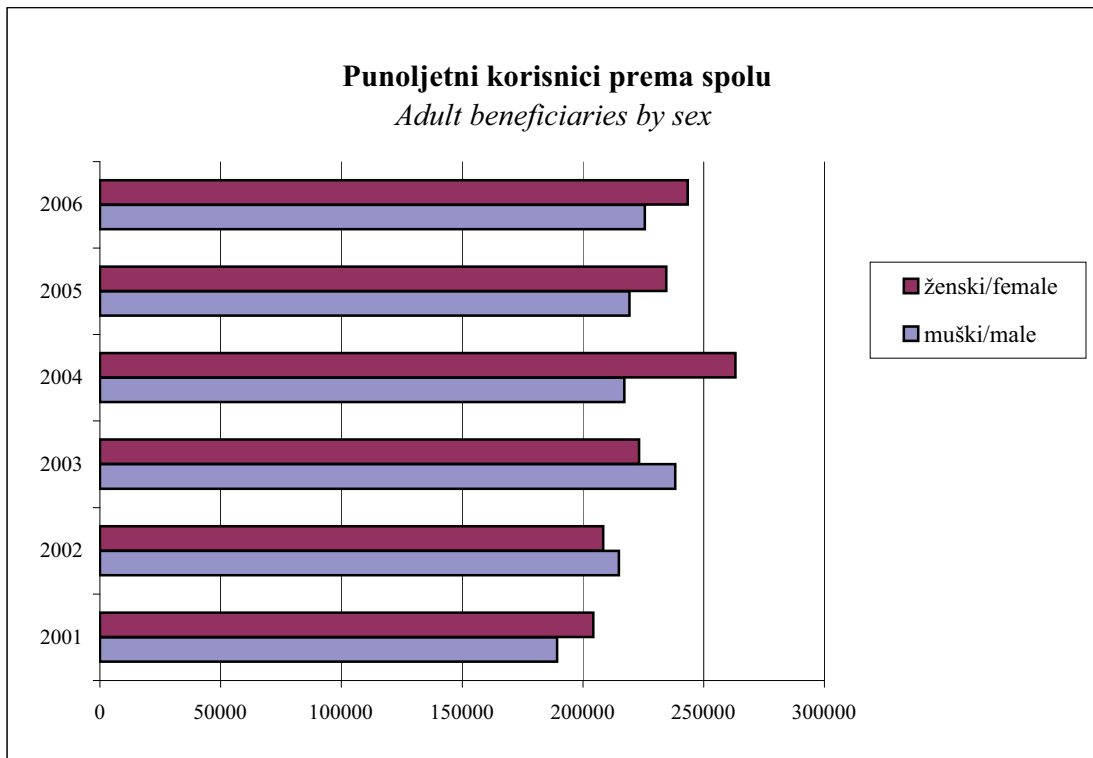
**3. Punoljetni korisnici prema kategorijama i spolu**  
*Adult beneficiaries by category and sex*

<b>Kategorija korisnika</b> <i>Category of beneficiary</i>	<b>2001</b>	<b>2002</b>	<b>2003</b>	<b>2004</b>	<b>2005</b>	<b>2006</b>		
Sklona skitnji <i>Inclined to vagrancy</i>	<b>svega</b> muški ženski	<b>709</b> 415 294	<b>822</b> 471 351	<b>1.194</b> 602 592	<b>1.058</b> 602 456	<b>1.249</b> 781 468	<b>973</b> 559 414	<b>all</b> <i>male</i> <i>female</i>
Sklona prosjačenju <i>Inclined to begging</i>	<b>svega</b> muški ženski	<b>820</b> 406 414	<b>922</b> 442 480	<b>1.207</b> 609 598	<b>1.100</b> 508 592	<b>1.141</b> 518 623	<b>1.176</b> 506 670	<b>all</b> <i>male</i> <i>female</i>
Sklona prostituciji <i>Inclined to prostitution</i>	<b>svega</b> muški ženski	<b>255</b> 16 239	<b>295</b> 30 265	<b>219</b> 22 197	<b>185</b> 21 164	<b>555</b> 350 205	<b>297</b> 55 242	<b>all</b> <i>male</i> <i>female</i>
Sklona vršenju krivičnih djela <i>Inclined to committing criminal acts</i>	<b>svega</b> muški ženski	<b>839</b> 698 141	<b>975</b> 790 185	<b>1.201</b> 1.035 166	<b>1.264</b> 1.134 130	<b>1.081</b> 954 127	<b>1.711</b> 1.510 201	<b>all</b> <i>male</i> <i>female</i>
Alkoholičari <i>Alcoholics</i>	<b>svega</b> muški ženski	<b>2.014</b> 1.750 264	<b>2.191</b> 1.889 302	<b>2.290</b> 1.955 335	<b>2.243</b> 1.915 328	<b>2.314</b> 1.974 340	<b>2.573</b> 2.147 426	<b>all</b> <i>male</i> <i>female</i>
Narkomani <i>Drug addicts</i>	<b>svega</b> muški ženski	<b>440</b> 339 101	<b>555</b> 429 126	<b>528</b> 443 85	<b>398</b> 319 79	<b>487</b> 399 88	<b>628</b> 445 183	<b>all</b> <i>male</i> <i>female</i>
<b>Psihički bolesna lica</b> <i>Mentally ill persons</i>	<b>svega</b> muški ženski	<b>2.932</b> 1.584 1.348	<b>3.565</b> 1.880 1.685	<b>4.437</b> 2.403 2.034	<b>4.355</b> 2.324 2.031	<b>5.329</b> 2.816 2.513	<b>5.651</b> 3.080 2.571	<b>all</b> <i>male</i> <i>female</i>
Sklona raznim psihičkim oboljenjima <i>Inclined to different mentally diseases</i>	<b>svega</b> muški ženski	<b>2.932</b> 1.584 1.348	<b>3.565</b> 1.880 1.685	<b>4.437</b> 2.403 2.034	<b>4.355</b> 2.324 2.031	<b>5.329</b> 2.816 2.513	<b>5.651</b> 3.080 2.571	<b>all</b> <i>male</i> <i>female</i>
<b>Lica koja nemaju dovoljno prihoda za uzdržavanje</b> <i>Persons not having a sufficient income to support themselves</i>	<b>svega</b> muški ženski	<b>168.890</b> 83.085 85.805	<b>168.660</b> 82.902 85.758	<b>179.158</b> 91.468 87.690	<b>173.931</b> 75.673 98.258	<b>169.322</b> 81.344 87.978	<b>174.339</b> 82.807 91.532	<b>all</b> <i>male</i> <i>female</i>
Materijalno neosigurana i za rad nesposobna lica <i>Financially unprovided persons and persons unable to work</i>	<b>svega</b> muški ženski	<b>32.596</b> 13.605 18.991	<b>31.936</b> 14.493 17.443	<b>36.102</b> 19.704 16.398	<b>31.704</b> 13.484 18.220	<b>41.094</b> 20.108 20.986	<b>40.737</b> 19.394 21.343	<b>all</b> <i>male</i> <i>female</i>
Stara lica bez porodičnog staranja <i>Old persons without family care</i>	<b>svega</b> muški ženski	<b>23.716</b> 10.106 13.610	<b>20.756</b> 9.151 11.605	<b>19.675</b> 9.159 10.516	<b>18.719</b> 8.561 10.158	<b>20.926</b> 9.369 11.557	<b>21.589</b> 8.886 12.703	<b>all</b> <i>male</i> <i>female</i>
Hronično bolesna <i>Chronically ill</i>	<b>svega</b> muški ženski	<b>8.492</b> 3.899 4.593	<b>8.288</b> 3.889 4.399	<b>8.442</b> 4.051 4.391	<b>7.983</b> 3.652 4.331	<b>9.085</b> 4.015 5.070	<b>10.567</b> 5.445 5.122	<b>all</b> <i>male</i> <i>female</i>

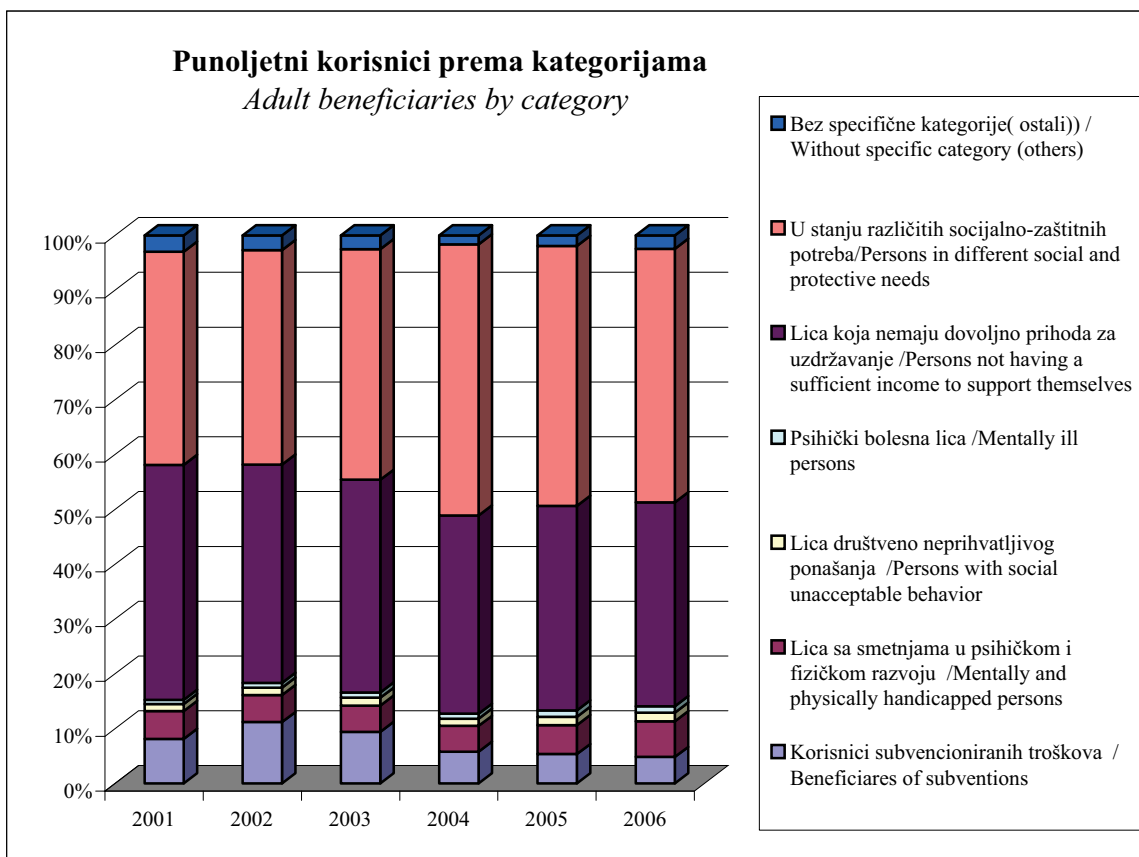
**3. Punoljetni korisnici prema kategorijama i spolu**  
*Adult beneficiaries by category and sex*

<b>Kategorija korisnika</b> <i>Category of beneficiary</i>		<b>2001</b>	<b>2002</b>	<b>2003</b>	<b>2004</b>	<b>2005</b>	<b>2006</b>	
Lica kojima je zbog posebnih okolnosti potrebna socijalna zaštita <i>Persons requiring social services due to specific circumstances</i>	<b>svega</b>	<b>23.099</b>	<b>27.024</b>	<b>33.977</b>	<b>37.446</b>	<b>31.591</b>	<b>28.214</b>	<b>all</b>
	muški	12.162	13.864	18.602	18.420	15.482	13.445	male
	ženski	10.937	13.160	15.375	19.026	16.109	14.769	female
Ostala lica u stanju socijalne zaštite <i>Other persons in need of social services</i>	<b>svega</b>	<b>53.732</b>	<b>32.489</b>	<b>35.320</b>	<b>59.834</b>	<b>49.638</b>	<b>54.680</b>	<b>all</b>
	muški	30.147	17.484	14.997	23.329	23.852	27.369	male
	ženski	23.585	15.005	20.323	36.505	25.786	27.311	female
Korisnici humanitarne pomoći <i>Beneficiaries of humanitarian aid</i>	<b>svega</b>	<b>27.255</b>	<b>48.167</b>	<b>45.642</b>	<b>18.245</b>	<b>16.988</b>	<b>18.552</b>	<b>all</b>
	muški	13.166	24.021	24.955	8.227	8.518	8.268	male
	ženski	14.089	24.146	20.687	10.018	8.470	10.284	female
<b>Lica u stanju različitih socijalno-zaštitnih potreba</b> <i>Persons in different social and protective needs</i>	<b>svega</b>	<b>152.967</b>	<b>165.687</b>	<b>194.255</b>	<b>237.568</b>	<b>215.321</b>	<b>217.072</b>	<b>all</b>
	muški	66.369	81.689	96.969	109.042	99.689	99.464	male
	ženski	86.598	83.998	97.286	128.526	115.632	117.608	female
S teškim stambenim prilikama <i>With serious housing problems</i>	<b>svega</b>	<b>12.497</b>	<b>12.376</b>	<b>12.381</b>	<b>11.157</b>	<b>14.055</b>	<b>13.259</b>	<b>all</b>
	muški	6.115	5.737	6.604	6.101	7.183	5.602	male
	ženski	6.382	6.639	5.777	5.056	6.872	7.657	female
Vratila se s izdržavanja kazne <i>Returned from imprisonment</i>	<b>svega</b>	<b>137</b>	<b>121</b>	<b>185</b>	<b>187</b>	<b>207</b>	<b>173</b>	<b>all</b>
	muški	118	92	141	169	166	156	male
	ženski	19	29	44	18	41	17	female
Stradala u elementarnim nepogodama <i>Suffered in natural disasters</i>	<b>svega</b>	<b>1.241</b>	<b>302</b>	<b>234</b>	<b>150</b>	<b>201</b>	<b>334</b>	<b>all</b>
	muški	763	184	135	90	107	157	male
	ženski	478	118	99	60	94	177	female
Civilne žrtve rata <i>Civil victims of war</i>	<b>svega</b>	<b>4.512</b>	<b>3.767</b>	<b>3.564</b>	<b>3.565</b>	<b>3.532</b>	<b>3.983</b>	<b>all</b>
	muški	2.265	2.059	2.022	1.999	1.981	2.099	male
	ženski	2.247	1.708	1.542	1.566	1.551	1.884	female
Članovi porodice civilnih žrtava rata <i>Members of family of civilian victims of war</i>	<b>svega</b>	<b>3.272</b>	<b>4.669</b>	<b>4.410</b>	<b>4.399</b>	<b>4.855</b>	<b>4.796</b>	<b>all</b>
	muški	1.550	1.828	1.790	1.785	1.970	2.014	male
	ženski	1.722	2.841	2.620	2.614	2.885	2.782	female
Kojima su potrebne usluge socijalnog rada <i>In need of social welfare services</i>	<b>svega</b>	<b>131.308</b>	<b>144.452</b>	<b>173.481</b>	<b>218.110</b>	<b>192.471</b>	<b>194.527</b>	<b>all</b>
	muški	55.558	71.789	86.277	98.898	88.282	89.436	male
	ženski	75.750	72.663	87.204	119.212	104.189	105.091	female
<b>Bez specifične kategorije</b> <i>Without specific category</i>	<b>svega</b>	<b>11.780</b>	<b>11.407</b>	<b>11.589</b>	<b>7.851</b>	<b>8.690</b>	<b>11.454</b>	<b>all</b>
	muški	5.484	5.450	5.210	3.784	4.319	5.804	male
	ženski	6.296	5.957	6.379	4.067	4.371	5.650	female

**Grafikon 3**  
Graph 3



**Grafikon 4**  
Graph 4





**4.Oblici i usluge socijalne zaštite-maloljetni korisnici**  
*Forms and services of social welfare-minor beneficiaries*

<b>Kategorija korisnika</b> <i>Category of beneficiaries</i>	<b>2001</b>	<b>2002</b>	<b>2003</b>	<b>2004</b>	<b>2005</b>	<b>2006</b>
<b>UKUPNO</b> <i>TOTAL</i>	<b>61.835</b>	<b>63.649</b>	<b>61.462</b>	<b>111.365</b>	<b>78.309</b>	<b>76.670</b>
<b>Starateljstvo i usvojenje</b> <i>Guarding and adoption</i>	5.175	8.646	5.178	5.404	10.865	5.285
Starateljstvo <i>Guardianship</i>	4.167	4.307	2.684	2.920	2.056	4.044
Starateljstvo za posebne slučajeve <i>Guardianship for special cases</i>	831	4.148	2.296	2.283	8.727	1.174
Usvojenje <i>Adoption</i>	177	191	198	201	82	67
<b>Smještaj u ustanove</b> <i>Placement in institutions</i>	2.413	2.465	2.340	2.196	2.323	2.276
U predškolske ustanove <i>In pre-school institutions</i>	96	98	45	48	142	285
U dom za djecu i omladinu <i>In institution for children and adolescents</i>	107	213	157	150	129	160
U ustanovu za djecu bez roditeljskog staranja <i>In institutions for children deprived of parental care</i>	644	632	666	629	669	595
Smještaj u drugu porodicu <i>With foster family</i>	1.066	961	908	918	934	821
U učenički ili studentski dom <i>In pupil or student hostel</i>	65	90	121	62	80	59
U ustanovu za rehabilitaciju i zaštitu <i>In institution for rehabilitation and care</i>	289	270	287	219	208	117
U druge ustanove socijalne zaštite <i>In other social welfare facilities</i>	146	201	156	170	161	179

**4.Oblici i usluge socijalne zaštite-maloljetni korisnici**  
*Forms and services of social welfare-minor beneficiaries*

<b>Kategorija korisnika</b> <i>Category of beneficiaries</i>	<b>2001</b>	<b>2002</b>	<b>2003</b>	<b>2004</b>	<b>2005</b>	<b>2006</b>
<b>Odgojne mjere zaštite i sigurnosti prema maloljetnicima</b> <i>Educational and protective measures to minors</i>	2.087	2.664	2.804	2.271	2.252	2.376
Sudski ukor <i>Court reprimand</i>	457	610	572	275	207	209
Pojačan nadzor roditelja ili staratelja <i>Extensive surveillance by parents or guardians</i>	439	513	525	620	601	634
Pojačan nadzor organa starateljstva <i>Extensive surveillance by guardian</i>	468	598	596	542	675	550
Pojačan nadzor u drugoj porodici <i>Extensive surveillance in foster family</i>	22	20	26	131	30	39
Upućivanje u disciplinski centar <i>Assignment to disciplinary centre</i>	8	19	18	10	4	35
Upućivanje u odgojnu organizaciju <i>Assignment to organization for upbringing</i>	24	24	35	44	27	52
Upućivanje u odgojno-popravni dom <i>Assignment to correctional institution</i>	28	16	14	15	6	15
Upućivanje u maloljetnički pritvor <i>Assignment to juvenile prison</i>	11	16	12	16	19	13
Upućivanje u ustanovu za defektne maloljetnike <i>Assignment to institution for defective minors</i>	49	9	35	-	-	6
Ostale usluge <i>Other services</i>	581	839	971	618	683	823

**4.Oblici i usluge socijalne zaštite-maloljetni korisnici**  
*Forms and services of social welfare-minor beneficiaries*

<b>Kategorija korisnika</b> <i>Category of beneficiaries</i>	<b>2001</b>	<b>2002</b>	<b>2003</b>	<b>2004</b>	<b>2005</b>	<b>2006</b>
<b>Pomoć za osposobljavanje i privređivanje</b> <i>Assistance in vocational training</i>	339	302	276	334	637	375
Osposobljavanje za rad i privređivanje <i>Vocational training</i>	111	201	194	233	335	270
Pomoć za rehabilitaciju <i>Assistance in rehabilitation</i>	60	82	82	93	276	105
Uključivanje u radni odnos <i>Employment</i>	-	-	-	6	12	-
Uključivanje u ostale oblike (kućna radinost ) <i>Inclusion in other forms of work (working at home)</i>	168	19	-	2	14	-
<b>Novčane pomoći</b> <i>Allowances</i>	7.018	7.657	6.859	6.954	9.004	7.188
Stalna novčana pomoć <i>Permanent allowance</i>	2.030	1.239	1.072	1.064	1.163	1.057
Izuzetna novčana pomoć <i>Special allowance</i>	295	1.055	526	376	355	275
Jednokratna novčana pomoć <i>One-off allowance</i>	3.224	2.647	2.887	2.431	4.128	3.124
Prava na dodatak za pomoć i njegu od strane drugih lica <i>Entitlement to additional allowance for assistance and care rendered by other persons</i>	1.255	1.517	1.605	2.325	2.817	2.461
Pomoć za opremu djeteta samohranim nezaposlenim roditeljima <i>Allowance to single unemployed parents for outfitting a child</i>	214	1.199	769	758	541	271

**4.Oblici i usluge socijalne zaštite-maloljetni korisnici**  
*Forms and services of social welfare-minor beneficiaries*

<b>Kategorija korisnika</b> <i>Category of beneficiaries</i>	<b>2001</b>	<b>2002</b>	<b>2003</b>	<b>2004</b>	<b>2005</b>	<b>2006</b>
<b>Ostali oblici zaštite i usluga</b> <i>Other forms of protection and services</i>	44.803	41.915	44.005	94.206	53.228	59.170
Zdravstvena zaštita na teret općine ili centra <i>Health care at the expense of municipality or social welfare centre</i>	2.487	2.873	2.743	3.283	2.843	2.989
Pomoć u rješavanju stambenog pitanja <i>Assistance in solving housing problems</i>	240	248	156	144	236	110
Mirenje bračnih partnera <i>Reconciliation of spouses</i>	82	310	345	112	98	44
Njega i pomoć u kući <i>Care and assistance rendered at home</i>	128	41	38	47	71	3
Pomoć u sređivanju konflitnih situacija <i>Assistance in conflict resolution</i>	3.274	3.335	4.533	5.545	5.682	5.995
Usluge socijalnog i drugog stručnog rada <i>Services of social and other professional work</i>	27.139	21.754	22.781	68.141	32.626	39.976
Pomoć za ishranu, ogrjev, odjeću i obuću <i>Allowances for food, fuel, clothing and footwear</i>	11.453	13.354	13.409	16.934	11.672	10.053

**5.Oblici i usluge socijalne zaštite-punoljetni korisnici**  
Forms and services of social welfare-adult beneficiaries

<b>Kategorija korisnika</b> <i>Category of beneficiaries</i>	<b>2001</b>	<b>2002</b>	<b>2003</b>	<b>2004</b>	<b>2005</b>	<b>2006</b>
<b>UKUPNO</b> <i>TOTAL</i>	<b>288.961</b>	<b>269.740</b>	<b>291.463</b>	<b>369.211</b>	<b>335.646</b>	<b>385.889</b>
<b>Starateljstvo</b> <i>Guardianship</i>	9.109	12.074	8.509	7.765	8.715	6.942
Starateljstvo <i>Guardianship</i>	3.701	4.017	3.843	2.426	4.993	2.791
Starateljstvo za posebne slučajeve <i>Guardianship for special cases</i>	5.408	8.057	4.666	5.339	3.722	4.151
<b>Smještaj u ustanove</b> <i>Placement in institutions</i>	1.561	1.780	1.595	1.893	1.848	1.987
U ustanovu za rehabilitaciju i zaštitu <i>In institution for rehabilitation and care</i>	246	234	355	227	251	307
U druge ustanove socijalne zaštite <i>In other social welfare facilities</i>	705	896	708	989	971	1.224
Smještaj u dom za stara lica <i>In institution for old persons</i>	610	650	532	677	626	456
<b>Pomoć za osposobljavanje i privređivanje</b> <i>Assistance in vocational training</i>	154	163	273	1.214	876	268
Osposobljavanje za rad i privređivanje <i>Vocational training</i>	39	15	133	407	178	65
Pomoć za rehabilitaciju <i>Assistance in rehabilitation</i>	7	64	40	578	562	54
Uključivanje u radni odnos <i>Employment</i>	67	59	78	178	87	130

**5.Oblici i usluge socijalne zaštite-punoljetni korisnici**  
*Forms and services of social welfare-adult beneficiaries*

<b>Kategorija korisnika</b> <i>Category of beneficiaries</i>	<b>2001</b>	<b>2002</b>	<b>2003</b>	<b>2004</b>	<b>2005</b>	<b>2006</b>
Uključivanje u ostale oblike (kućna radinost ) <i>Inclusion in other forms of work (working at home)</i>	41	25	22	51	49	19
<b>Novčane pomoći</b> <i>Allowances</i>	53.903	60.518	70.233	81.796	81.168	99.362
Stalna novčana pomoć <i>Permanent allowance</i>	19.779	19.022	16.022	17.214	15.463	13.819
Izuzetna novčana pomoć <i>Special allowance</i>	2.383	2.124	3.136	2.745	1.830	2.320
Jednokratna novčana pomoć <i>One-off allowance</i>	24.106	28.316	34.324	41.526	35.372	49.132
Prava na dodatak za pomoć i njegu od strane drugih lica <i>Entitlement to additional allowance for assistance and care rendered by other persons</i>	7.336	10.176	15.135	18.726	26.901	29.404
Pomoć za opremu djeteta samohranim nezaposlenim roditeljima <i>Allowance to single unemployed parents for outfitting a child</i>	299	880	1.616	1.585	1.602	4.687
<b>Ostali oblici zaštite i usluga</b> <i>Other forms of protection and services</i>	224.234	195.205	210.853	276.543	243.039	277.330
Zdravstvena zaštita na teret općine ili centra <i>Health care at the expense of municipality or social welfare centre</i>	12.777	13.628	15.803	15.434	17.031	14.975
Pomoć u rješavanju stambenog pitanja <i>Assistance in solving housing problems</i>	594	1.464	1.113	1.586	857	572

**5.Oblici i usluge socijalne zaštite-punoljetni korisnici***Forms and services of social welfare-adult beneficiaries*

<b>Kategorija korisnika</b> <i>Category of beneficiaries</i>	<b>2001</b>	<b>2002</b>	<b>2003</b>	<b>2004</b>	<b>2005</b>	<b>2006</b>
Mirenje bračnih partnera <i>Reconciliation of spouses</i>	5.500	5.871	5.988	4.261	4.354	3.501
Njega i pomoć u kući <i>Care and assistance rendered at home</i>	1.654	1.276	1.220	1.309	2.590	972
Pomoć u sređivanju konfliktnih situacija <i>Assistance in conflict resolution</i>	6.671	9.027	10.179	9.965	19.240	11.082
Usluge socijalnog i drugog stručnog rada <i>Services of social and other professional work</i>	155.962	131.229	146.857	211.316	178.799	219.944
Pomoć za ishranu, ogrjev, odjeću i obuću <i>Allowances for food, fuel, clothing and footwear</i>	41.076	32.710	29.693	32.672	20.168	26.284

**6. Ustanove socijalne zaštite u BiH (ukupno)**  
*Social welfare institutions in BiH (total)*

**Domovi za djecu i omladinu** *Institutions for children and adolescents*

Korisnici prema spolu i starosti <i>Residents by sex and age</i>		Ukupno <i>Total</i>	Godine starosti korisnika <i>Age of residents</i>					iznad 18 godina <i>over 18 years</i>
			do 3 godine <i>under 3 years</i>	3 - 6	7 - 10	11 - 14	15 - 18	
2001	<b>svoga all</b>	<b>539</b>	<b>120</b>	<b>83</b>	<b>76</b>	<b>110</b>	<b>108</b>	<b>42</b>
	muški <i>male</i>	320	70	44	32	71	74	29
	ženski <i>female</i>	219	50	39	44	39	34	13
2002	<b>svoga all</b>	<b>587</b>	<b>111</b>	<b>86</b>	<b>85</b>	<b>99</b>	<b>153</b>	<b>53</b>
	muški <i>male</i>	306	57	49	44	52	74	30
	ženski <i>female</i>	281	54	37	41	47	79	23
2003	<b>svoga all</b>	<b>603</b>	<b>96</b>	<b>76</b>	<b>94</b>	<b>87</b>	<b>167</b>	<b>83</b>
	muški <i>male</i>	345	53	43	50	48	98	53
	ženski <i>female</i>	258	43	33	44	39	69	30
2004	<b>svoga all</b>	<b>733</b>	<b>69</b>	<b>112</b>	<b>119</b>	<b>124</b>	<b>173</b>	<b>136</b>
	muški <i>male</i>	374	39	64	68	64	96	43
	ženski <i>female</i>	359	30	48	51	60	77	93
2005	<b>svoga all</b>	<b>721</b>	<b>66</b>	<b>96</b>	<b>124</b>	<b>123</b>	<b>143</b>	<b>169</b>
	muški <i>male</i>	362	36	61	76	65	78	46
	ženski <i>female</i>	359	30	35	48	58	65	123
2006	<b>svoga all</b>	<b>763</b>	<b>64</b>	<b>91</b>	<b>133</b>	<b>130</b>	<b>167</b>	<b>178</b>
	muški <i>male</i>	358	35	56	77	61	97	32
	ženski <i>female</i>	405	29	35	56	69	70	146

**\*U ovoj tabeli nisu uključeni podaci za Brčko Distrikt**

*\*District Brcko is not included in this table*



**7. Korisnici domova za djecu i omladinu prema roditeljima**  
*Residents of homes for children and youth, breakdown by parents*

	2001	2002	2003	2004	2005	2006	
<b>UKUPNO</b>	<b>539</b>	<b>587</b>	<b>603</b>	<b>733</b>	<b>721</b>	<b>763</b>	<b>TOTAL</b>
<b>Bez oba roditelja</b>	146	159	125	117	108	138	<i>Without both parents</i>
<b>Samo s majkom</b>	215	232	248	342	331	312	<i>Only with mother</i>
<b>Samo s ocem</b>	50	57	58	67	71	72	<i>Only with father</i>
<b>S oba roditelja</b>	128	139	172	207	211	241	<i>With both parents</i>
<b>Od toga djeca razvedenih roditelja</b>	34	56	72	100	114	130	<i>Of which, children of divorced parents</i>

\*U ovoj tabeli nisu uključeni podaci za Brčko Distrikt

*\*District Brcko is not included in this table*

**8. Struktura korisnika domova za djecu i omladinu, u %**  
*Structure of beneficiaries in the homes for children and youth, in %*

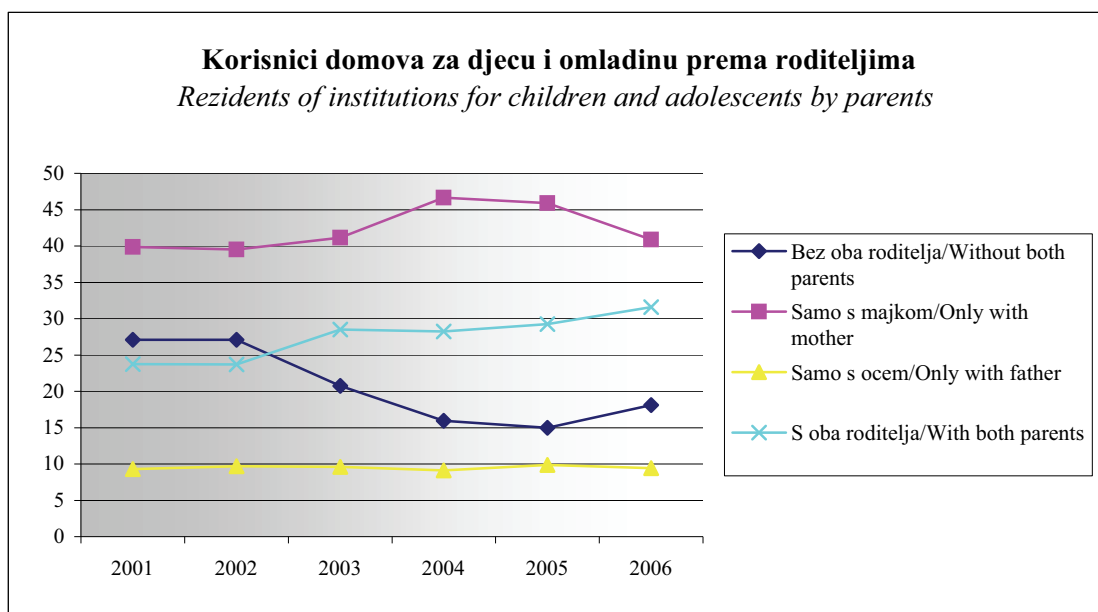
	2001	2002	2003	2004	2005	2006	
<b>UKUPNO</b>	100,00	100,00	100,00	100,00	100,00	100,00	<b>TOTAL</b>
<b>Bez oba roditelja</b>	27,09	27,09	20,73	15,96	14,98	18,09	<i>Without both parents</i>
<b>Samo s majkom</b>	39,89	39,52	41,13	46,66	45,91	40,89	<i>Only with mother</i>
<b>Samo s ocem</b>	9,28	9,71	9,62	9,14	9,85	9,43	<i>Only with father</i>
<b>S oba roditelja</b>	23,75	23,68	28,52	28,24	29,26	31,59	<i>With both parents</i>

\*U ovoj tabeli nisu uključeni podaci za Brčko Distrikt

*\*District Brcko is not included in this table*

**Grafikon 5**

*Graph 5*



**9. Ustanove socijalne zaštite u BiH (ukupno)**  
*Social welfare institutions in BiH (total)*

**Ustanove socijalne zaštite za invalidnu djecu i omladinu ometenu u psihičkom i fizičkom razvoju**  
*Social welfare institutions for physically and mentally handicapped children and adolescents*

Korisnici prema spolu i starosti <i>Residents by sex and age</i>		Ukupno <i>Total</i>	Godine starosti korisnika <i>Age of residents</i>					iznad 21 godine <i>over 18 years</i>
			10 godina i mlađi <i>10 years and younger</i>	11 - 13	14 - 15	16 - 17	18 - 21	
2001	<b>svega</b> <b>all</b>	<b>1.245</b>	<b>115</b>	<b>127</b>	<b>83</b>	<b>94</b>	<b>111</b>	<b>715</b>
	muški <i>male</i>	838	55	59	47	53	70	554
	ženski <i>female</i>	407	60	68	36	41	41	161
2002	<b>svega</b> <b>all</b>	<b>1.318</b>	<b>113</b>	<b>148</b>	<b>106</b>	<b>97</b>	<b>140</b>	<b>714</b>
	muški <i>male</i>	875	57	74	59	57	83	545
	ženski <i>female</i>	443	56	74	47	40	57	169
2003	<b>svega</b> <b>all</b>	<b>1.493</b>	<b>133</b>	<b>177</b>	<b>121</b>	<b>100</b>	<b>160</b>	<b>802</b>
	muški <i>male</i>	960	79	86	63	52	104	576
	ženski <i>female</i>	533	54	91	58	48	56	226
2004	<b>svega</b> <b>all</b>	<b>1.451</b>	<b>149</b>	<b>151</b>	<b>129</b>	<b>102</b>	<b>134</b>	<b>786</b>
	muški <i>male</i>	878	80	73	75	46	87	517
	ženski <i>female</i>	573	69	78	54	56	47	269
2005	<b>svega</b> <b>all</b>	<b>1.482</b>	<b>130</b>	<b>149</b>	<b>125</b>	<b>100</b>	<b>144</b>	<b>834</b>
	muški <i>male</i>	903	69	88	60	50	78	558
	ženski <i>female</i>	579	61	61	65	50	66	276
2006	<b>svega</b> <b>all</b>	<b>1.553</b>	<b>129</b>	<b>151</b>	<b>102</b>	<b>121</b>	<b>139</b>	<b>911</b>
	muški <i>male</i>	954	64	94	44	59	72	621
	ženski <i>female</i>	599	65	57	58	62	67	290

**\*U ovoj tabeli nisu uključeni podaci za Brčko Distrikt**

*\*District Brcko is not included in this table*

## 10. Korisnici ustanova socijalne zaštite za invalidnu djecu i omladinu ometenu u psihičkom i fizičkom razvoju prema spolu i roditeljima

*Residents of social welfare institutions for disabled children and youth impeded in psychical and physical development, breakdown by sex and parents*

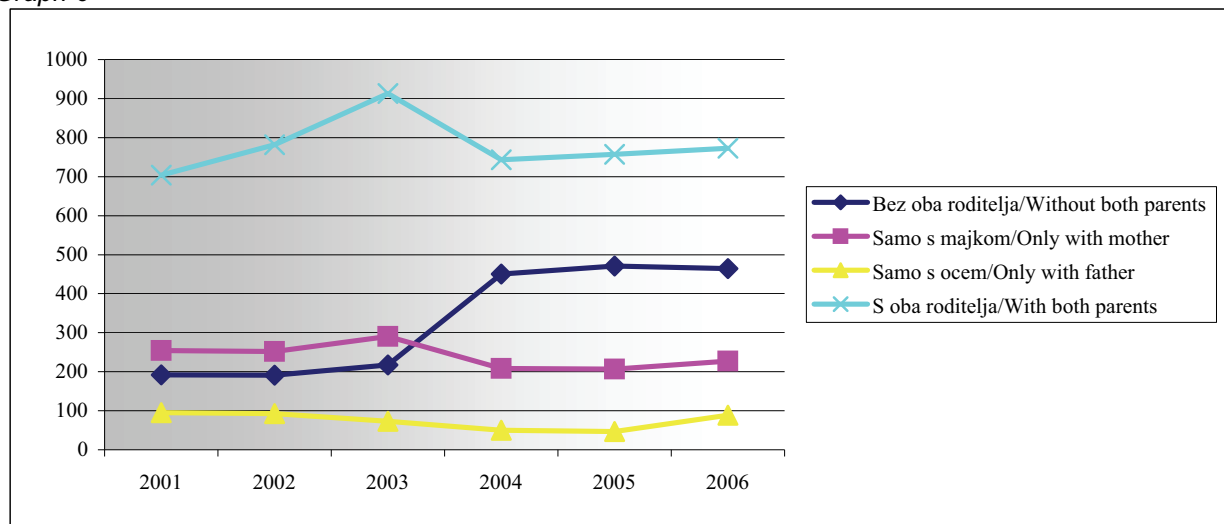
	2001	2002	2003	2004	2005	2006	
<b>UKUPNO</b>	<b>1245</b>	<b>1318</b>	<b>1493</b>	<b>1451</b>	<b>1482</b>	<b>1553</b>	<b>TOTAL</b>
muški	838	875	960	864	903	954	male
ženski	407	443	533	587	579	599	female
<b>Bez oba roditelja</b>	192	191	217	450	471	464	<i>Without both parents</i>
muški	156	156	172	311	330	328	male
ženski	36	35	45	139	141	136	female
<b>Samo s majkom</b>	254	252	290	208	207	227	<i>Only with mother</i>
muški	180	176	201	125	122	140	male
ženski	74	76	89	83	85	87	female
<b>Samo s ocem</b>	95	93	73	50	47	89	<i>Only with father</i>
muški	72	70	44	26	24	53	male
ženski	23	23	29	24	23	36	female
<b>S oba roditelja</b>	704	782	913	743	757	773	<i>With both parents</i>
muški	430	473	543	402	427	433	male
ženski	274	309	370	341	330	340	female
<b>Od toga djeca razvedenih roditelja</b>	84	96	109	215	66	77	<i>Of which, children of divorced parents</i>
muški	57	64	63	134	43	54	male
ženski	27	32	46	81	23	23	female

**\*U ovoj tabeli nisu uključeni podaci za Brčko Distrikt**

*\*District Brcko is not included in this table*

**Grafikon 6**

*Graph 6*



**11. Zaposleni u centrima za socijalni rad**  
*Employees in the social welfare centres*

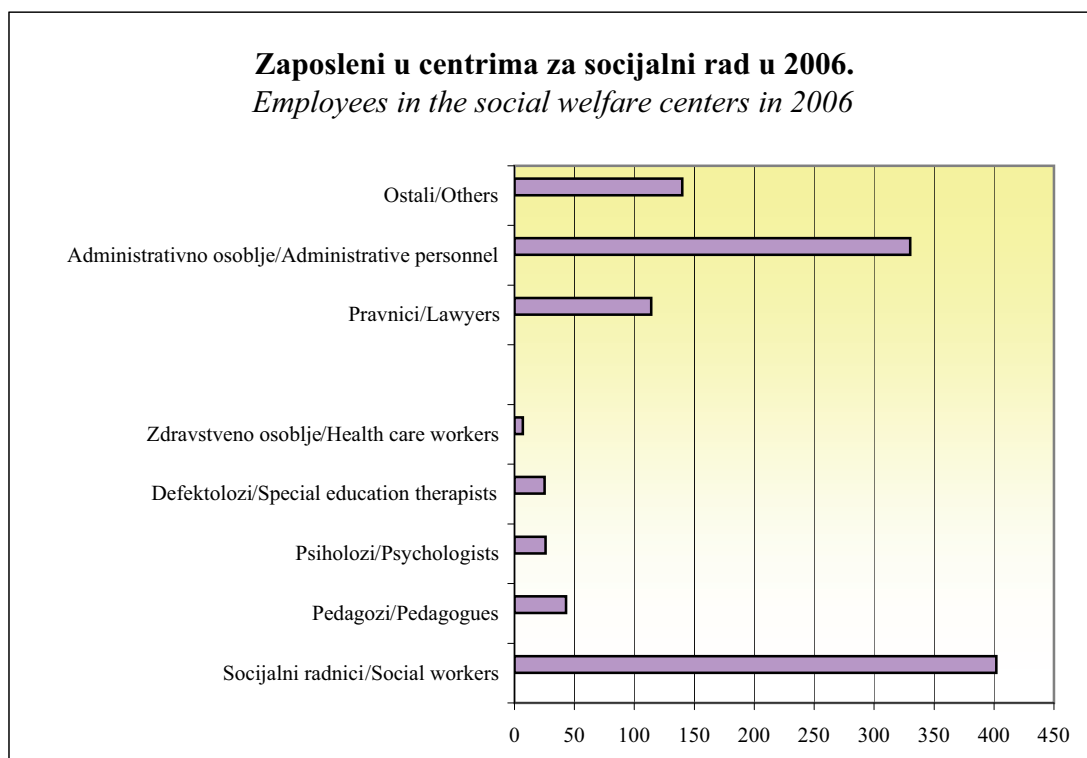
	2001	2002	2003	2004	2005	2006	
<b>UKUPNO</b>	<b>1030</b>	<b>976</b>	<b>1034</b>	<b>1055</b>	<b>1067</b>	<b>1087</b>	<b>TOTAL</b>
muški	300	257	287	271	285	277	male
ženski	730	719	747	784	782	810	female
<b>Socijalni radnici</b>	<b>397</b>	<b>350</b>	<b>370</b>	<b>390</b>	<b>403</b>	<b>402</b>	<i>Social workers</i>
<b>Pedagozi</b>	<b>44</b>	<b>43</b>	<b>46</b>	<b>42</b>	<b>45</b>	<b>43</b>	<i>Pedagogues</i>
<b>Psiholozi</b>	<b>21</b>	<b>19</b>	<b>25</b>	<b>27</b>	<b>29</b>	<b>26</b>	<i>Psychologists</i>
<b>Defektolozi</b>	<b>16</b>	<b>14</b>	<b>19</b>	<b>20</b>	<b>17</b>	<b>25</b>	<i>Special education therapists</i>
<b>Zdravstveno osoblje</b>	<b>11</b>	<b>7</b>	<b>5</b>	<b>5</b>	<b>5</b>	<b>7</b>	<i>Health care workers</i>
<b>Pravnici</b>	<b>108</b>	<b>103</b>	<b>106</b>	<b>106</b>	<b>106</b>	<b>114</b>	<i>Lawyers</i>
<b>Administrativno osoblje</b>	<b>312</b>	<b>298</b>	<b>324</b>	<b>321</b>	<b>323</b>	<b>330</b>	<i>Administrative personnel</i>
<b>Ostali</b>	<b>121</b>	<b>142</b>	<b>139</b>	<b>144</b>	<b>139</b>	<b>140</b>	<i>Others</i>

**\*Uključen Distrikt Brčko**

*\*District Brcko is included*

**Grafikon 7**

*Graph 7*



**12. Zaposleni u domovima za djecu i omladinu**  
*Employees in the institutions for children and youth*

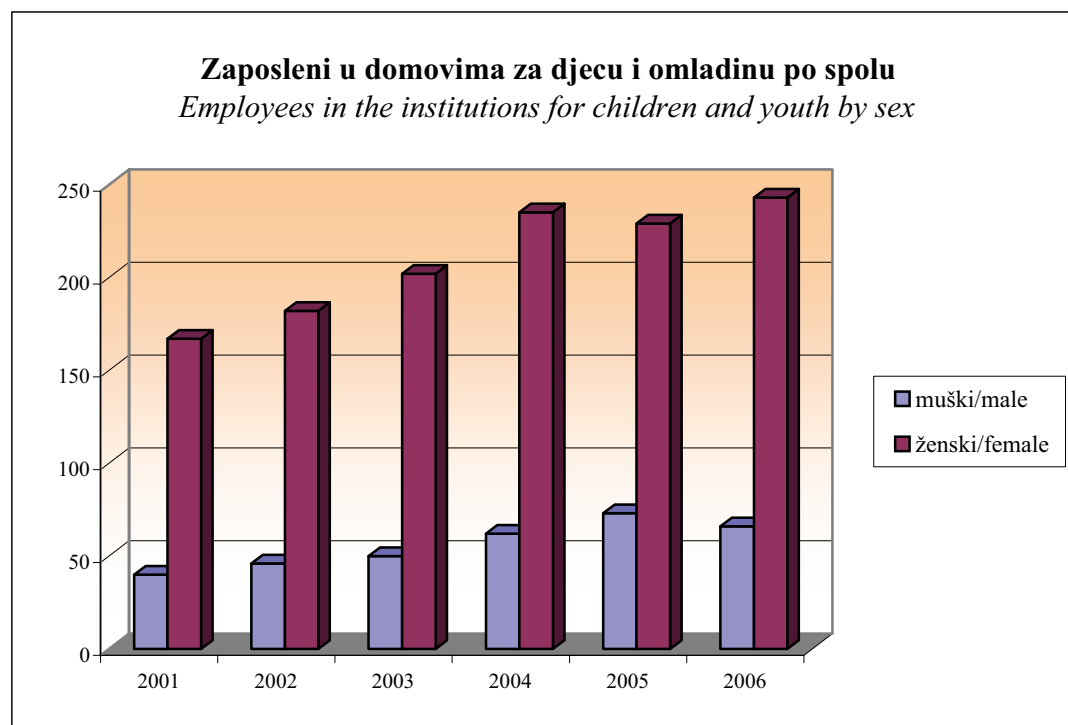
	2001	2002	2003	2004	2005	2006	
<b>UKUPNO</b>	<b>207</b>	<b>228</b>	<b>252</b>	<b>297</b>	<b>302</b>	<b>309</b>	<b>TOTAL</b>
muški	40	46	50	62	73	66	male
ženski	167	182	202	235	229	243	female
<b>Odgajatelji</b>	53	59	58	85	93	89	<i>Raisers &amp; care takers</i>
<b>Zdravstveno osoblje</b>	41	44	42	50	48	47	<i>Health care workers</i>
<b>Ostali stručni radnici</b>	15	20	16	25	28	31	<i>Other experts</i>
<b>Administrativno osoblje</b>	16	22	22	23	23	25	<i>Administrative personnel</i>
<b>Ostali</b>	82	83	114	114	110	117	<i>Others</i>

\*U ovoj tabeli nisu uključeni podaci za Brčko Distrikt

\*District Brcko is not included in this table

**Grafikon 8**

*Graph 8*



**13. Zaposleni u ustanovama za invalidnu djecu i omladinu ometenu u psihičkom i fizičkom razvoju**

*Employees in the institutions for children and youth impeded in psychical and physical development*

	2001	2002	2003	2004	2005	2006	
<b>UKUPNO</b>	<b>461</b>	<b>523</b>	<b>551</b>	<b>580</b>	<b>621</b>	<b>625</b>	<b>TOTAL</b>
<b>Odgajatelji</b>	136	158	159	89	214	185	<i>Raisers &amp; care takers</i>
<b>Zdravstveno osoblje</b>	43	48	63	66	58	65	<i>Health personnel</i>
<b>Socijalni radnici</b>	7	9	9	10	11	10	<i>Social workers</i>
<b>Psiholozi i pedagozi</b>	5	13	12	11	8	8	<i>Psychologists and pedagogues</i>
<b>Defektolozi</b>	36	54	62	76	58	62	<i>Special education therapists</i>
<b>Instruktori</b>	-	-	-	6	7	7	<i>Instructors</i>
<b>Administrativno osoblje</b>	37	37	42	39	46	44	<i>Administrative personnel</i>
<b>Ostali</b>	197	204	204	283	219	244	<i>Others</i>

**\*U ovoj tabeli nisu uključeni podaci za Brčko Distrikt**

*\*District Brcko is not included in this table*

**14. Ustanove socijalne zaštite u BiH (ukupno)**  
*Social welfare institutions in BiH (total)*

**Ustanove socijalne zaštite za odrasla invalidna lica**  
*Social welfare institutions for adult handicapped persons*

Korisnici prema invaliditetu <i>Residents by type of handicap</i>	Ukupno <i>Total</i>	Prema vrsti invaliditeta <i>By type of handicap</i>					Ostali <i>Other</i>
		Fizički invalidi <i>Physically disabled persons</i>	S oštećenim vidom <i>With visual impairments</i>	S oštećenim sluhom <i>With hearing impairment</i>	Psihički zaostali <i>Mentally retarded</i>		
2001 svega <i>all</i>	957	80	479	99	278	21	
2002 svega <i>all</i>	1.047	196	471	116	251	13	
2003 svega <i>all</i>	641	60	427	103	9	42	
2004 svega <i>all</i>	220	81	28	95	16	-	
2005 svega <i>all</i>	251	78	74	90	9	-	
2006 svega <i>all</i>	171	48	25	94	-	4	

\*U ovoj tabeli nisu uključeni podaci za Brčko Distrikt

\*District Brcko is not included in this table

**15. Ustanove socijalne zaštite u BiH (ukupno)**  
*Social welfare institutions in BiH (total)*

**Ustanove socijalne zaštite za odrasla lica**  
*Social welfare institutions for adult persons*

	Ukupno <i>Total</i>	Starost korisnika <i>Age of residents</i>							
		Ispod 40 godina <i>Under 40 years</i>	40 - 49	50 - 59	60 - 64	65 - 69	70 - 74	75 - 79	80 i više <i>80 and older</i>
2001 svega <i>all</i>	1.663	53	85	155	160	307	296	289	318
2002 svega <i>all</i>	1.753	27	111	203	181	299	291	308	333
2003 svega <i>all</i>	2.131	102	214	270	232	367	312	295	339
2004 svega <i>all</i>	2.192	112	220	285	207	342	332	350	342
2005 svega <i>all</i>	2.294	131	198	257	234	376	413	359	326
2006 svega <i>all</i>	2.287	113	179	271	227	320	385	367	425

\* U ovoj tabeli su uključeni podaci za Brčko Distrikt.

\* District Brcko is included.





**BHAS**  
**AGENCIJA ZA STATISTIKU BOSNE I HERCEGOVINE**  
**AGENCY FOR STATISTICS OF BOSNIA AND HERZEGOVINA**  
**Zelenih beretki 26, 71000 Sarajevo**  
**Tel: (387 33) 22 06 26**  
**Fax: (387 33) 22 06 22**  
**e-mail: [bhas@bhas.ba](mailto:bhas@bhas.ba)**  
**web site: [www.bhas.ba](http://www.bhas.ba)**

