

# KULTURA I UMJETNOST

## CULTURE AND ART

### 2009



Bosna i Hercegovina  
Bosnia and Herzegovina



**BHAS**

Agencija za statistiku  
Bosne i Hercegovine  
Agency for Statistics of  
Bosnia and Herzegovina

Sarajevo, august / August 2010.

**Izdaje i štampa: Agencija za statistiku Bosne i Hercegovine,  
Sarajevo, Zelenih beretki 26**  
Published and printed by: Agency for Statistics of Bosnia and Herzegovina,  
Sarajevo, Zelenih beretki 26

**Telefon / Phone: +387 33 22 06 26**  
**Fax / Phone: +387 33 22 06 22**  
**E-mail / E-mail: bhas@bhas.ba**  
**Internet stranica / Web site: www.bhas.ba**

**Odgovara: Zdenko Milinović, direktor**  
Person responsible: Mr. Zdenko Milinović, Director

**Podatke pripremila: Aida Eskić-Pihljak**  
Data prepared by: Ms. Aida Eskić-Pihljak

**Izrada tabela i grafikona: Aida Eskić-Pihljak**  
Tables and graphs prepared by: Ms. Aida Eskić-Pihljak

**Tehnička obrada: Lejla Rakić**  
Design and pre-press: Ms. Lejla Rakić

**Lektura: Amra Kapetanović**  
Proofread by: Ms. Amra Kapetanović

**Štampa: „Štamparija Avery“, Sarajevo**  
Printed by: „Printing House Avery“, Sarajevo

**Molimo korisnike Biltena da prilikom upotrebe podataka obavezno navedu izvor**  
*Users are kindly requested to state the source*

# SADRŽAJ

## CONTENT

<b>PREDGOVOR</b> <b>FOREWORD</b>	<b>4</b>
<b>METODOLOŠKA OBJAŠNENJA</b> <b>NOTES ON METHODOLOGY</b>	<b>5</b>
<b>RADIO I TV STANICE</b> <b>RADIO AND TV STATIONS</b>	<b>7</b>
Broj radio stanica i radio predajnika Number of radio stations and radio transmitters	<b>8</b>
Broj TV stanica i TV predajnika Number of TV stations and TV transmitters	<b>8</b>
Zaposleni u radio stanicama Emploeeys in radio stations	<b>9</b>
Emitovani program radio stanica u satima Broadcasted radio station programme , in hours	<b>10</b>
Zaposleni u TV stanicama Emploeeys in TV stations	<b>11</b>
Emitovani program TV stanica u satima Broadcasted TV station programme, in hours	<b>12</b>
<b>KINEMATOGRAFIJA</b> <b>CINEMATOGRAPHY</b>	<b>13</b>
Kina, projekcije, posjetioci i zaposleni Cinemas, projections, attendance and employees	<b>14</b>
<b>POZORIŠTA</b> <b>THEATRES</b>	<b>15</b>
Pozorišta, predstave, posjetioci i zaposleni Theatres, performances, attendance and employees	<b>16</b>
Pozorišta prema vrsti izvedenih djela Theatres by type of performances	<b>17</b>
<b>BIBLIOTEKE</b> <b>LIBRARIES</b>	<b>19</b>
Biblioteke prema organizacionom sastavu i načinu korištenja bibliotečkog materijala Libraries by organisational structure and mode of library material use	<b>20</b>
Biblioteke, knjige i korisnici Libraries, books and users	<b>21</b>
Biblioteke prema broju naslova i primjeraka obrađenog knjižnog fonda Libraries by number of titles and copies of processed book fund	<b>22</b>
Obrađen neknjižni bibliotečki materijal Processed non-book library material	<b>23</b>
Zaposleni sa punim radnim vremenom Employees working full-time	<b>24</b>
Zaposleni sa kraćim od punog radnog vremena Employees working part-time	<b>24</b>

# PREDGOVOR

## FOREWORD

Agencija za statistiku BiH objavljuje bilten „Kultura i umjetnost“ kao redovnu godišnju publikaciju.

Podaci dati u ovom biltenu su rezultat agregiranja podataka entitetskih zavoda za statistiku Federacije BiH i Republike Srpske.

U biltenu „Kultura i umjetnost“ Agencija za statistiku BiH objavljuje podatke o radio i tv stanicama, kinima, pozorištima i bibliotekama, u periodu od 2005. do 2009. godine.

Agencija za statistiku BiH će biti zahvalna na svim primjedbama i sugestijama koje će doprinijeti poboljšanju narednog biltena.

Zdenko Milinović  
Direktor  
Agencija za statistiku BiH

The Bulletin „Culture and Art“ is a regular annual publication of the Agency for Statistics of BiH.

The data presented in this Bulletin are the result of the aggregation of the data collected by the Federal Office of Statistics and the Republika Srpska Institute of Statistics.

In Bulletin „Culture and Art“ Agency for Statistics of BiH publishes data on radio and tv stations, cinemas, theatres and libraries for the period 2005-2009.

Agency for Statistics of BiH will appreciate any suggestions and comments that could improve our next Bulletin.

Mr Zdenko Milinović  
Director  
Agency for Statistics of BiH

# METODOLOŠKA OBJAŠNJENJA

## NOTES ON METHODOLOGY

### IZVORI PODATAKA

Podaci iz oblasti kulture i umjetnosti koji se objavljuju u ovom biltenu su rezultat agregiranja uporedivih podataka godišnjih istraživanja koja provode entitetski zavodi za statistiku.

### RADIO I TELEVIZIJA

**Radio i televizijske stanice** su preduzeća ili jedinice u sastavu drugih preduzeća koje preko svojih emisionih radio i televizijskih predajnika emituju program namijenjen javnosti.

**Lokalne radio i televizijske stanice** emituju program namijenjen javnosti užeg područja.

### KINEMATOGRAFIJA

**Kino** je sala ili otvoreni prostor opremljen uređajima za javno prikazivanje filmova. Kina rade kao stalna kina, ljetne kino bašte i pokretna (putujuća) kina.

**Stalna kina** prikazuju filmove u određenoj stalnoj sali. Ako kino ima dvije sale opremljene za prikazivanje filmova (kinoprojektor, platno i sjedišta), svaka sala se smatra posebnim kinom.

**Ljetna kino bašta** se smatra kinom ukoliko je opremljena sopstvenim uređajima za prikazivanje filmova, bilo da je samostalna ili u sastavu stalnog kina.

**Pokretnim (putujućim) kinom** smatra se kino koje ide iz mjesta u mjesto i prikazuje filmove u sali ili na otvorenom prostoru.

### DATA SOURCES

Data published in this bulletin are results of aggregation of data from regular statistical activities of the entities statistical offices in the fields of culture and art.

### RADIO AND TELEVISION

**Radio and television stations** are enterprises or units within other enterprises that broadcast programme intended for public through their transmitters.

**Local radio and television stations** broadcast the programme intended to the public in local area.

### CINEMATOGRAPHY

**Cinema** is a hall or an open space equipped with devices for public projection of films. Cinemas work as regular cinemas, open summer cinemas or mobile (travelling) cinemas.

**Regular cinemas** perform film projections in a regular particular hall. If a cinema has two halls equipped for film projections (film projector, screen and seats), each hall is considered a separate cinema.

**Open summer cinema** is considered a cinema provided it is equipped with its own devices for film projection, irrespective of being independent or within a regular cinema.

**Mobile (travelling) cinema** is considered a cinema that travels from place to place and projects films in a hall or in the open.

**Kino predstava** je javno prikazivanje filmskog programa (projekcija dugometražnog ili kratkometražnog domaćeg i stranog filma).

## POZORIŠTA

**Dječije pozorište** je kulturno-umjetnička ustanova koja daje predstave za djecu. Može biti samostalno ili u sastavu drugog preduzeća -ustanove.

**Profesionalno pozorište** je samostalna kulturno-umjetnička ustanova sa stalnim profesionalnim umjetničkim ansamblom.

**Amatersko pozorište** je kulturno-umjetnička ustanova u čijem su ansamblu pretežno glumci amateri.

## BIBLIOTEKE

**Biblioteka** je sređena zbirka štampanog, pisanog ili drugim sredstvima umnoženog materijala (knjige, brošure) i drugih dokumenata uključujući grafičke i audio-vizuelne dokumente, koji su pristupačni stanovništvu.

**Knjižni fond** biblioteke obuhvata sve knjige, brošure, listove (novine), časopise i rukopise registrovane u bibliotekama.

**Neknjižni fond** biblioteka obuhvata plakate, letke, mape, slike, muzikalije, djela za slijepe, audio-vizuelni materijal i sl.

**Obrađeni fond** je stručno obrađena bibliotečka građa stavljena na raspolaganje korisnicima.

**Cinema projection** is a public projection of film programme (projection of feature or short films, domestic or foreign).

## THEATRES

**Children's theatre** is a cultural art institution which offers performances for children. It can be independent or in composition of another enterprise - institution.

**Professional theatre** is an independent cultural art institution with permanent professional art ensemble.

**Amateur theatre** is a cultural art institution, which ensemble is mainly comprised of amateur actors.

## LIBRARIES

**Library** is an organized collection of printed, written or in another way reproduced materials (books, brochures) and other documents, including graphical and audio-visual material, available to public.


**Book fund** of a library includes all books, brochures, papers (newspapers), magazines, irrespective of being independent or in composition of another library or institution, i.e. enterprise.

**Non-book** library fund includes placards, flyers, maps, pictures, musical material, editions for the blinds, audio-visual, etc.

**Processed fund** is professionally processed library materials available to users.

# **RADIO I TV STANICE**

## **RADIO AND TV STATIONS**



## 1. Broj radio stanica i radio predajnika

*Number of radio stations and radio transmitters*

	<b>Broj stanica</b> <i>Number of stations</i>	<b>Broj radio predajnika</b> <i>Number of radio transmitters</i>	<b>Jačina odašiljača u KW</b> <i>Power of the transmitter in kW</i>
<b>2005</b>	119	270	565,8
<b>2006</b>	120	270	591,1
<b>2007</b>	123	301	262,4
<b>2008</b>	126	287	757,5
<b>2009</b>	125	319	700,4

## 2. Broj TV stanica i TV predajnika

*Number of TV stations and TV transmitters*

	<b>Broj stanica</b> <i>Number of stations</i>	<b>Broj TV predajnika</b> <i>Number of TV transmitters</i>	<b>Jačina slike u KW</b> <i>Picture power in kW</i>
<b>2005</b>	37	193	1.351,9
<b>2006</b>	39	158	1.058,7
<b>2007</b>	38	187	1.395,6
<b>2008</b>	39	189	1.743,3
<b>2009</b>	42	207	1.384,2



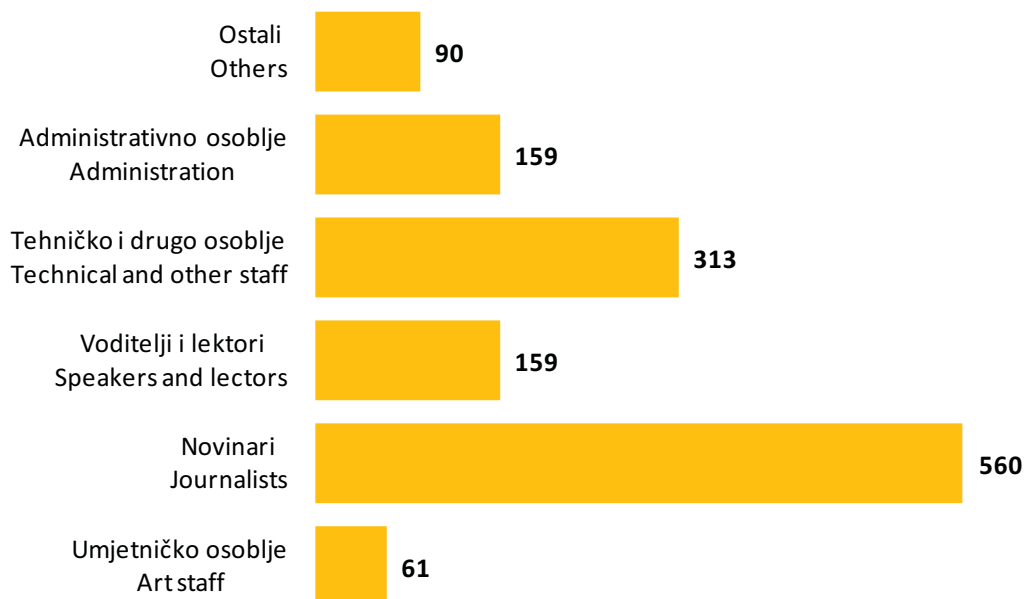
### 3. Zaposleni na radio stanicama

*Employees in radio stations*

	Ukupan broj radnika <i>Total number of workers</i>	Vezani za rad emisija <i>Connected with the programme work</i>				Administrativno osoblje <i>Administration</i>	Ostali <i>Others</i>
		Umjetničko osoblje <i>Art staff</i>	Novinari <i>Journalists</i>	Voditelji i lektori <i>Speakers and lectors</i>	Tehničko i drugo osoblje <i>Technical and other staff</i>		
2005	1.442	90	569	161	355	190	77
2006	1.406	71	579	156	362	178	60
2007	1.420	80	585	175	339	174	67
2008	1.494	71	605	168	382	179	89
2009	1.342	61	560	159	313	159	90

#### Zaposleni na radio stanicama u 2009. godini

*Employees in radio stations in 2009*



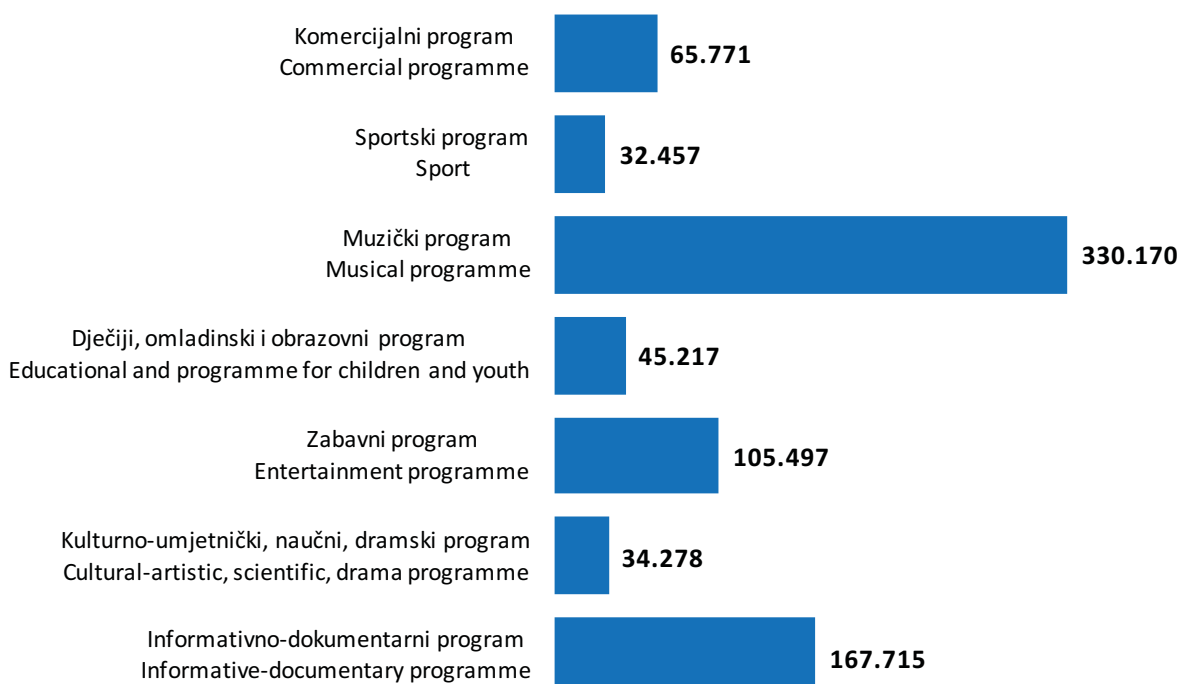
#### 4. Emitovani program radio stanica u satima

*Broadcasted radio station programme, in hours*

	<b>Informativno-dokumentarni program</b> <i>Informative-documentary programme</i>	<b>Kulturno-umjetnički, naučni, dramski program</b> <i>Cultural-artistic, scientific, drama programme</i>	<b>Zabavni program</b> <i>Entertainment programme</i>	<b>Dječiji, omladinski i obrazovni program</b> <i>Educational and programme for children and youth</i>	<b>Muzički program</b> <i>Musical programme</i>	<b>Sportski program</b> <i>Sport</i>	<b>Komercijalni program</b> <i>Commercial programme</i>	<b>Ostali</b> <i>Others</i>
<b>2005</b>	146.490	34.455	87.565	35.577	328.362	24.316	63.022	15.685
<b>2006</b>	150.179	35.040	86.014	34.794	325.791	26.944	64.403	15.979
<b>2007</b>	156.019	37.173	93.408	38.557	329.643	29.049	67.477	11.869
<b>2008</b>	164.787	38.225	97.604	40.271	337.497	28.637	65.877	12.295
<b>2009</b>	167.715	34.278	105.497	45.217	330.170	32.457	65.771	13.651

#### Emitovani program radio stanica u satima, u 2009. godini

*Broadcasted radio station programme, in hours, in 2009*



Grafikon 2 / Graph 2

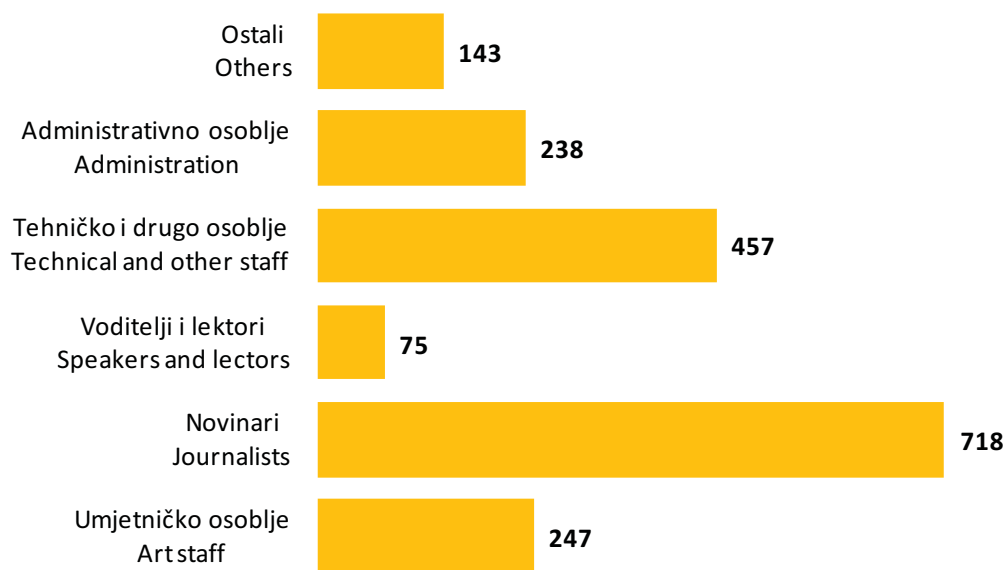
## 5. Zaposleni na TV stanicama

*Zaposleni na TV stanicama*

	Ukupan broj radnika <i>Total number of workers</i>	Vezani za rad emisija <i>Connected with the programme work</i>				Administrativno osoblje <i>Administration</i>	Ostali <i>Others</i>
		Umjetničko osoblje <i>Art staff</i>	Novinari <i>Journalists</i>	Voditelji i lektori <i>Speakers and lectors</i>	Tehničko i drugo osoblje <i>Technical and other staff</i>		
<b>2005</b>	1.809	198	604	61	585	176	185
<b>2006</b>	1.722	238	602	68	562	150	102
<b>2007</b>	1.598	197	590	71	477	142	121
<b>2008</b>	1.840	118	683	86	504	245	204
<b>2009</b>	1.878	247	718	75	457	238	143

### Zaposleni na TV stanicama u 2009. godini

*Employees in TV stations in 2009*



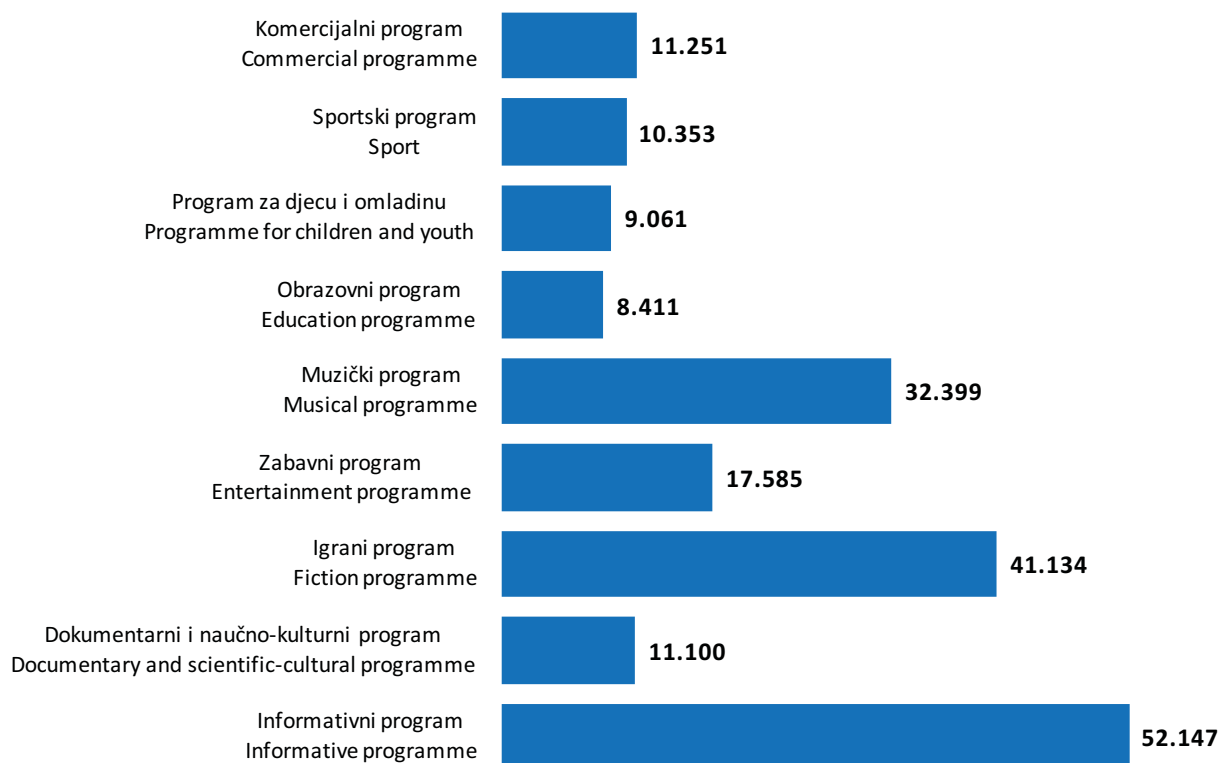
## 6. Emitovani program TV stanica u satima

Broadcasted TV station programme, in hours

	Informativni program <i>Informative programme</i>	Dokumentarni i naučno-kulturni program <i>Documentary and scientific-cultural programme</i>	Igrani program <i>Fiction programme</i>	Zabavni program <i>Entertainment programme</i>	Muzički program <i>Musical programme</i>	Obrazovni program <i>Education programme</i>	Program za djecu i omladinu <i>Programme for children and youth</i>	Sportski program <i>Sport</i>	Komercijalni program <i>Commercial programme</i>	Ostali <i>Others</i>
<b>2005</b>	34.704	11.245	41.538	16.379	16.016	6.478	8.887	9.827	16.161	5.457
<b>2006</b>	39.662	12.107	38.607	12.898	22.897	8.032	9.481	11.422	11.489	6.188
<b>2007</b>	44.504	11.382	36.576	17.291	23.939	7.170	8.922	9.516	12.671	5.654
<b>2008</b>	50.185	10.701	37.100	15.079	26.238	6.723	7.982	10.149	14.364	6.175
<b>2009</b>	52.147	11.100	41.134	17.585	32.399	8.411	9.061	10.353	11.251	5.741

### Emitovani program TV stanica u satima u 2009. godini

Broadcasted TV station programme, in hours, in 2009



Grafikon 4 / Graph 4

# KINEMATOGRAFIJA

## CINEMATOGRAPHY



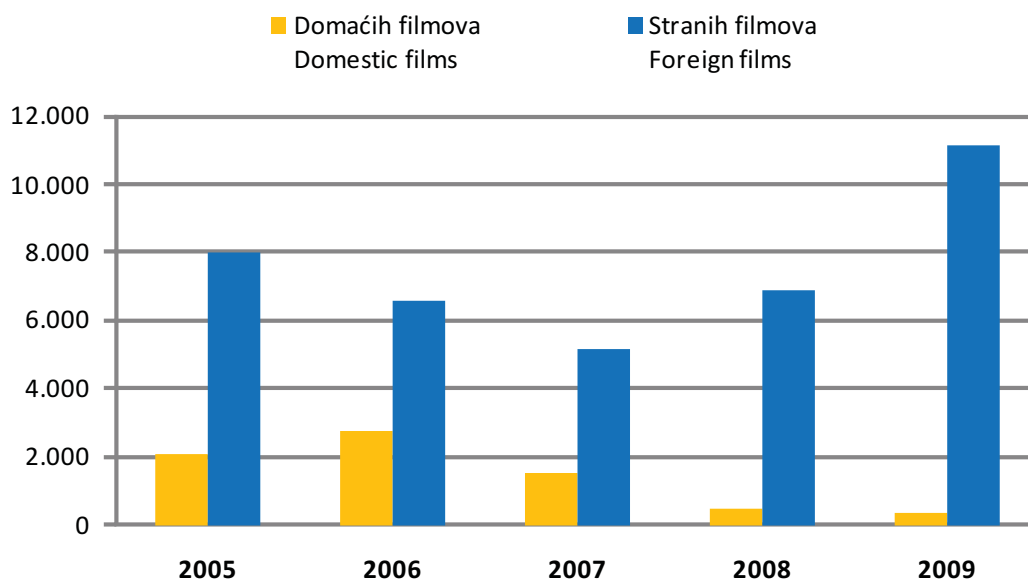
## 7. Kina, projekcije, posjetioci i zaposleni

*Cinemas, projections, attendance and employees*

	Kina Cinemas	Projekcije Projections			Posjetioci Attendance				Zaposleni Employees	
		Ukupno Total	Domaćih filmova Domestic films	Stranih filmova Foreign films	Ukupno Total	Domaćih filmova Domestic films	Stranih filmova Foreign films	Po jednoj projekciji Per performance	Ukupno Total	Kino operatori Cinema operators
<b>2005</b>	58	10.104	2.083	8.021	383.994	117.525	266.469	74	226	60
<b>2006</b>	60	9.309	2.727	6.582	483.607	211.924	271.683	99	217	56
<b>2007</b>	56	6.683	1.499	5.184	241.558	75.973	165.585	73	188	49
<b>2008</b>	50	7.409	503	6.906	236.517	63.877	172.640	64	166	45
<b>2009</b>	38	11.496	343	11.153	455.607	27.045	428.555	103	162	48

### Projekcije u kinima prema vrsti filmova

*Projections in cinemas by the type of films*




Grafikon 5 / Graph 5

\* Do 2008. godine, podaci o projekcijama i posjetiocima projekcija domaćih filmova u Republici Srpskoj se odnose na filmove u produkciji zemalja bivše Jugoslavije. Od 2008. godine, podaci se odnose na domaće filmove u produkciji Republike Srpske/BiH ili koprodukciji sa drugim zemljama.

\*Until 2008, the data on projections and the attendance of domestic films projections in Republica Srpska refer to the films produced by the countries of ex-Yugoslavia. As of 2008, the data refer to the domestic films produced by Republica Srpska/BiH or co-produced with other countries.

**POZORIŠTA**  
THEATRES



## 8. Pozorišta, predstave, posjetioci i zaposleni

*Theatres, performances, attendance and employees*

		Pozorišta <i>Theatres</i>	Predstave <i>Performances</i>	Posjetioci <i>Attendance</i>		Zaposleni <i>Employees</i>		
				Ukupno <i>Total</i>	Po jednoj predstavi <i>Per performance</i>	Ukupno <i>Total</i>	Umjetnici <i>Artists</i>	Ostali <i>Others</i>
Dječija pozorišta <i>Children`s theatres</i>	2005	4	716	134.418	407	102	47	55
	2006	4	743	137.525	404	100	45	55
	2007	4	604	111.269	393	127	74	53
	2008	4	703	130.979	469	106	48	58
	2009	4	692	122.703	402	106	52	54
Profesionalna pozorišta <i>Professional theatres</i>	2005	10	1.135	452.252	602	579	263	316
	2006	8	581	133.188	456	550	237	313
	2007	8	619	149.202	478	559	253	306
	2008	9	889	150.635	410	567	257	310
	2009	9	662	127.700	397	579	257	322
Amaterska pozorišta <i>Amateur theatres</i>	2005	6	88	17.585	447	202	171	31
	2006	8	178	32.937	336	231	188	43
	2007	9	205	43.524	427	371	315	56
	2008	9	156	30.061	397	361	305	56
	2009	12	160	34.185	450	379	350	29
Eksperimentalna pozorišta <i>Experimental theatres</i>	2005	0	0	0	0	0	0	0
	2006	0	0	0	0	0	0	0
	2007	0	0	0	0	0	0	0
	2008	1	8	1.850	231	37	34	3
	2009	1	11	1.450	132	17	16	1



## 9. Pozorišta prema vrsti izvedenih djela


*Theatres by type of performances*

	Prema vrsti djela <i>By type of the performance</i>								Djela su postavljena kao: <i>Stage production</i>		
	Drama <i>Drama</i>		Opera i opereta <i>Opera and operetta</i>		Balet <i>Ballet</i>		Ostalo <i>Other</i>		Premijera <i>Premiere</i>	Obnovljena predstava <i>Restaged performance</i>	Raniji repertoar <i>Past repertoire</i>
	Predstave <i>Performances</i>	Posjetioči <i>Attendance</i>	Predstave <i>Performances</i>	Posjetioči <i>Attendance</i>	Predstave <i>Performances</i>	Posjetioči <i>Attendance</i>	Predstave <i>Performances</i>	Posjetioči <i>Attendance</i>			
<b>Dječija pozorišta / Children's theatres</b>											
2005	62	32.083	0	0	0	0	465	102.335	12	3	19
2006	172	42.399	1	5.952	0	0	351	89.170	11	3	29
2007	55	13.647	1	942	0	0	387	96.680	9	0	28
2008	106	27.051	0	0	0	0	466	103.928	17	1	46
2009	73	9.483	0	0	16	4.128	603	109.092	93	0	107
<b>Profesionalna pozorišta / Professional theatres</b>											
2005	394	116.585	26	11.658	23	5.672	581	314.287	47	7	44
2006	297	97.450	31	13.535	19	4.840	109	17.363	35	2	55
2007	420	133.161	25	6.921	23	4.673	23	4.447	45	0	55
2008	740	134.981	25	7.951	27	7.322	3	381	40	0	61
2009	511	90.309	24	7.114	21	4.752	106	25.525	104	14	118
<b>Amaterska pozorišta / Amateur theatres</b>											
2005	37	12.965	0	0	0	0	28	4.620	11	0	7
2006	100	28.007	0	0	0	0	26	4.930	16	0	3
2007	95	33.864	0	0	0	0	34	9.660	18	0	26
2008	49	22.081	0	0	0	0	20	7.980	17	0	29
2009	127	27.935	0	0	0	0	31	6.250	89	2	47
<b>Eksperimentalna pozorišta / Experimental theatres</b>											
2005	0	0	0	0	0	0	0	0	0	0	0
2006	0	0	0	0	0	0	0	0	0	0	0
2007	0	0	0	0	0	0	0	0	0	0	0
2008	0	0	0	0	0	0	1	1.850	0	1	0
2009	0	0	0	0	5	450	6	1.000	0	0	11



**BIBLIOTEKE U  
REPUBLICI SRPSKOJ \***

**LIBRARIES IN  
REPUBLIC OF SRPSKA\***



## 10. Biblioteke prema organizacionom sastavu i načinu korištenja bibliotečkog materijala

*Libraries by organisational structure and mode of library material use*

	Ukupno <i>Total</i>	Organizacioni sastav <i>Organisational structure</i>			Biblioteke pristupačne: <i>Libraries accessible to:</i>			Biblioteke koje imaju: <i>Libraries which have:</i>	
		samostalne <i>independent</i>	u sastavu drugih preduzeća <i>within other enterprises</i>	u sastavu drugih biblioteka <i>within other libraries</i>	široj javnosti <i>broad public</i>	ograničenom krugu korisnika <i>limited number of users</i>	samo zaposlenima u čijem su sastavu <i>only to employees of the parent enterprise</i>	čitaonicu <i>reading room</i>	pokretne biblioteke <i>mobile libraries</i>
2005	47	40	7	0	46	1	0	44	0
2006	48	42	6	0	47	1	0	45	0
2007	49	43	6	0	48	1	0	45	0
2008	49	47	2	0	49	0	0	44	0
2009	50	49	1	0	50	0	0	47	0

\*Tabele sa podacima o bibliotekama se odnose samo na Republiku Srpsku, jer se podaci o bibliotekama u Federaciji BiH prikupljaju trogodišnje. Zadnji podaci su prikupljeni 2007. godine.

\*Data on libraries refer only to Republica Srpska because data on libraries in Federation of BiH are collecting every third year. Latest data were obtained in 2007.

## 11. Biblioteke, knjige i korisnici

*Libraries, books and users*

	Narodna i univerzitetska biblioteka <i>Public and university library</i>				Narodna biblioteka <i>Public libraries</i>				Dječije odjeljenje <i>Children`s section</i>	
	broj biblioteka <i>number of libraries</i>	broj knjiga <i>number of books</i>	korisnici <i>users</i>		broj biblioteka <i>number of libraries</i>	broj knjiga <i>number of books</i>	korisnici <i>users</i>		broj biblioteka <i>number of libraries</i>	broj knjiga <i>number of books</i>
			u biblioteci <i>in the library</i>	van biblioteke <i>out of the library</i>			u biblioteci <i>in the library</i>	van biblioteke <i>out of the library</i>		
2005	1	67.690	1.326	433	46	709.906	50.879	452.648	39	263.177
2006	1	87.156	1.300	2.284	47	740.017	63.415	418.502	42	315.173
2007	1	98.298	1.922	1.962	48	740.405	70.380	408.796	42	323.046
2008	1	139.142	10.476	71.598	48	702.766	64.784	338.694	44	336.408
2009	1	133.836	5.824	75.729	49	735.737	99.258	373.383	45	351.326

## 12. Biblioteke prema broju naslova i primjeraka obrađenog knjižnog fonda

*Libraries by number of titles and copies of processed book fund*

	Biblioteke <i>Libraries</i>			Knjige i brošure <i>Books and brochures</i>			Listovi (novine) <i>Newspapers</i>			Časopisi <i>Magazines</i>			Rukopisi <i>Manuscripts</i>		
	broj naslova <i>number of titles</i>	broj primjeraka <i>number of copies</i>	dužina zapremljenih polica u metrima <i>taken shelves length in metres</i>	broj naslova <i>number of titles</i>	broj primjeraka <i>number of copies</i>	dužina zapremljenih polica u metrima <i>taken shelves length in metres</i>	broj naslova <i>number of titles</i>	broj primjeraka <i>number of copies</i>	dužina zapremljenih polica u metrima <i>taken shelves length in metres</i>	broj naslova <i>number of titles</i>	broj primjeraka <i>number of copies</i>	dužina zapremljenih polica u metrima <i>taken shelves length in metres</i>	broj naslova <i>number of titles</i>	broj primjeraka <i>number of copies</i>	dužina zapremljenih polica u metrima <i>taken shelves length in metres</i>
<b>2005</b>	47	536.413	1.046.003	19.810,0	782	16.909	234,0	6.901	30.581	438,0	134	121	6,0		
<b>2006</b>	48	623.594	1.257.971	25.295,6	2.236	19.765	298,9	6.065	36.580	572,4	135	122	5,0		
<b>2007</b>	49	631.966	1.373.447	25.801,0	3.240	20.598	301,8	6.689	31.807	483,5	133	119	2,9		
<b>2008</b>	49	580.168	1.457.224	26.640,0	4.350	23.580	351,3	7.908	33.882	510,5	137	143	6,3		
<b>2009</b>	50	775.761	1.492.642	27.376,1	6.447	31.281	450,5	6.727	36.127	1.177,5	178	310	6,0		

### 13. Obraden neknjižni bibliotečki materijal

*Processed non-book library material*

	Biblioteke <i>Libraries</i>	Broj predmeta fizičke jedinice <i>Number of items in the physical unit</i>							
		geografske karte <i>geographic maps</i>	djela za sljepce <i>issues for the blind</i>	mikro oblici <i>micro forms</i>	film i video snimci <i>film and video recordings</i>	vizuelna građa <i>visual material</i>	vizuelna projekcija <i>visual projection</i>	zvučni snimci <i>audio recordings</i>	ostalo <i>other</i>
2005	47	64	0	1	201	3.886	108	219	575
2006	48	66	0	1	307	4.021	410	260	628
2007	49	82	0	1	327	5.232	125	203	654
2008	49	99	0	1	264	5.056	1.439	661	972
2009	50	76	0	0	349	6.100	116	298	195

## 14. Zaposleni sa punim radnim vremenom

*Employees working full-time*

	ukupno <i>total</i>	stručni bibliotekarski radnici <i>professional workers in library</i>				ostali <i>others</i>
		svega <i>all</i>	savjetnici <i>advisers</i>	viši bibliotekari i asistenti bibliotekari <i>senior librarians and librarians</i>	viši asistenti bibliotekari i asistenti bibliotekari <i>senior assistant librarians and assistant librarians</i>	
2005	330	222	1	91	130	108
2006	336	236	1	102	133	100
2007	341	238	2	100	136	103
2008	355	242	0	109	133	113
2009	360	254	2	116	136	106

## 15. Zaposleni sa kraćim od punog radnog vremena

*Employees working part-time*

	ukupno <i>total</i>	stručni bibliotekarski radnici <i>professional workers in library</i>				ostali <i>others</i>	osoblje podružnih biblioteka <i>Staff in regional libraries</i>
		svega <i>all</i>	savjetnici <i>advisers</i>	viši bibliotekari i bibliotekari <i>senior librarians and librarians</i>	viši asistenti bibliotekari i asistenti bibliotekari <i>senior assistant librarians and assistant librarians</i>		
2005	11	5	0	2	3	6	3
2006	8	1	0	1	0	7	0
2007	9	2	0	1	1	7	0
2008	7	0	0	0	0	7	0
2009	5	0	0	0	0	5	0