

**TB 21**

**Tematski bilten**  
*Thematic Bulletin*  
ISSN 1840-1058

# Bosna i Hercegovina **Statistika za indikatore održivog razvoja**

*Bosnia and Herzegovina  
Statistics for Sustainable  
Development Goals*



**Bosna i Hercegovina**  
*Bosnia and Herzegovina*



**Agencija za statistiku  
Bosne i Hercegovine**  
*Agency for Statistics of  
Bosnia and Herzegovina*

**Sarajevo, 2022.**

**STATISTIKA ZA INDIKATORE  
ODRŽIVOG RAZVOJA  
BOSNA I HERCEGOVINA**  
*STATISTICS FOR SUSTAINABLE  
DEVELOPMENT GOALS  
BOSNIA AND HERZEGOVINA*



**Bosna i Hercegovina**  
Bosnia and Herzegovina



**Agencija za statistiku  
Bosne i Hercegovine**  
Agency for Statistics of  
Bosnia and Herzegovina

Sarajevo, 2022

**Izdaje i štampa:** Agencija za statistiku Bosne i Hercegovine  
Zelenih beretki 26, 71000 Sarajevo  
Bosna i Hercegovina  
Telefon: +387 33 91 19 11; Telefaks: +387 33 22 06 22  
Elektronička pošta: bhas@bhas.gov.ba  
Internetska stranica: www.bhas.gov.ba

**Published:** *Agency for Statistics of Bosnia and Herzegovina  
Zelenih beretki 26, Sarajevo  
Bosnia and Herzegovina*

**Odgovara:** Vesna Čužić, ravnateljica  
**Person responsible:** *Vesna Čužić, Director*

**Pripremili:** Ševala Korajčević, Alma Džananović, Dragan Jovović,  
Nermina Pozderac, Josip Zovko

**Prepared by:** *Ševala Korajčević, Alma Džananović, Dragan Jovović,  
Nermina Pozderac, Josip Zovko*

**Lektura:** Amra Kapetanović  
**Proofreading:** *Amra Kapetanović*

**Dizajn naslovnice:** Lejla Rakić Bekić  
**Cover design:** *Lejla Rakić Bekić*

**Tehnička priprema:** Larisa Hasanbegović  
**Pre-press and DTP:** *Larisa Hasanbegović*

## Predgovor

Ciljevi Agende za održivi razvoj do 2030. godine, predstavljaju održivi pristup razvoju društva. Sveobuhvatni princip Agende 2030 je "Nitko ne smije biti izostavljen", koji je zastupljen u 17 ciljeva održivog razvoja Agende 2030.

Fokus Agende 2030 su 17 ciljeva održivog razvoja koji predstavljaju smjernice razvoja i omogućavaju usvajanje i izradu planova i konkretnih akcija nacionalnih država i vlada. Ciljevi su dodatno podijeljeni u 169 podciljeva i 232 indikatora kojima se može mjeriti napredak u njihovom ostvarenju.

Suštinu koncepta održivog razvoja čini interakcija razvoja i okoliša i međusobna uvjetovanost i komplementarnost razvojne politike i politike zaštite okoliša koje uvažavaju zakonitosti ekoloških sustava.

Osnovne funkcije indikatora su procjena (mjerenje) napretka u ostvarivanju zacrtanog cilja ili ciljeva:

- olakšavanje komunikacije o pozitivnim ili negativnim postignućima u ostvarivanju zacrtanog sa donositeljima odluka, administracijom, javnosti, znanstvenom zajednicom;
- pružanje neophodnih smjernica za proces odlučivanja.

U tematskom biltenu Agencije za statistiku BiH prikazani su pojedini SDG indikatori koji služe za ocjenu stanja i praćenje pojedinih podciljeva u okviru 17 ciljeva održivog razvoja.

Vesna Čužić, ravnateljica

## Preface

*The 2030 Agenda for Sustainable Development targets represent a sustainable approach to the development of society. The overarching principle of the 2030 Agenda is "No one must be left out", which is represented in the 17 Sustainable Development Goals of the 2030 Agenda.*

*The focus of the 2030 Agenda are the 17 Sustainable Development Goals (SDGs), which provide guidance for development and enable the adoption and elaboration of plans and concrete actions by national states and governments. The targets are further subdivided into 169 sub-objectives and 232 indicators that can measure progress in achieving them. The essence of the concept of sustainable development is the interaction of development and the environment and the mutual conditionality and complementary of development and environmental policies that respect the legality of ecological systems. The basic functions of the indicator are to assess (measure) progress in achieving the intended goal or objectives;*

- facilitating communication on positive or negative achievements in achieving the intended goal with decision makers, administration, public, scientific community*
- Providing the necessary guidance for the decision-making process.*

*The thematic bulletin of the Agency for Statistics of BiH presents some SDG indicators that serve to assess the situation and monitor individual sub-objectives within the 17 SDGs.*

Vesna Čužić, Director

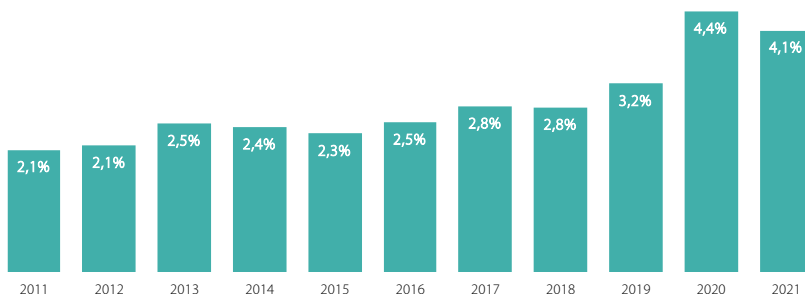


**SVIJET BEZ SIROMAŠTVA**  
*NO POVERTY*

### 1.3.1 Udio nezaposlenih koji primaju novčanu naknadu za nezaposlene (2011-2021, %) / Proportion of unemployed persons receiving unemployment cash benefit (2011-2021, %)

Na teritoriju Bosne i Hercegovine udio nezaposlenih koji primaju novčanu naknadu za nezaposlene u 2021. godini bio je 4,1%.

*In the territory of Bosnia and Herzegovina, the share of unemployed people receiving unemployment benefits in 2021. was 4.1%*

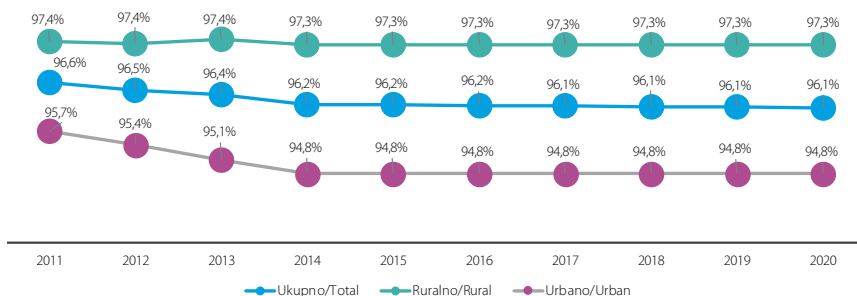


Izvor: Agencija za statistiku BiH; Agencija za rad i zapošljavanje Bosne i Hercegovine  
 Source: Agency for statistics of BiH; Agency for Labor and Employment of Bosnia and Herzegovina

### 1.4.1 Udio stanovništva koje koristi osnovne usluge pitke vode, prema lokaciji (2011-2020, %) / Proportion of population using basic drinking water services, by location (2011-2020, %)

Udio stanovništva Bosne i Hercegovine koje koristi osnovne usluge pitke vode u 2020. godini iznosio je 96,1%.

*The proportion of the population in Bosnia and Herzegovina using basic drinking water services, was 96.1 % in 2020.*



Izvor: Agencija za statistiku BiH; UN-Water i Odjel za statistiku Ujedinjenih naroda (UNSD)  
 Source: Agency for statistics of BiH; UN-Water and United Nations Statistics Division (UNSD)

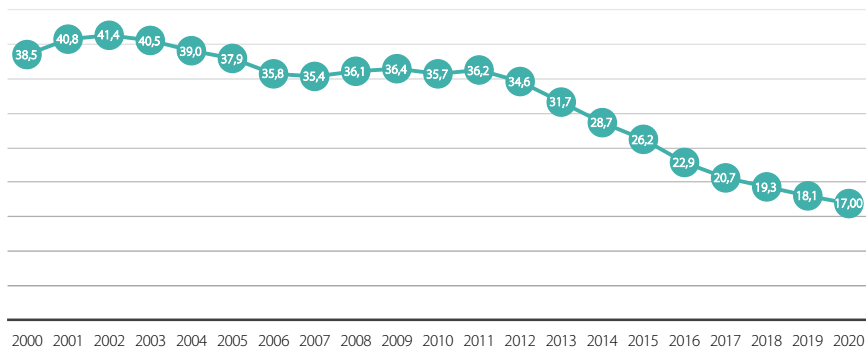
**SVIJET BEZ GLADI**  
*ZERO HUNGER*



## 2.2.2. Djeca umjereno ili teško zaostala u razvoju, <5 godina starosti (u tisućama) (2000-2020, %) / Children moderately or severely overweight, <5 year old (2000-2020, %)

Udio djece mlađe od 5 godina s umjerenom ili ozbiljno prekomjernom težinom u Bosni i Hercegovini iznosio je 17,0% u 2020. godini.

*The proportion of children under 5 years of age with moderate or severe overweight in Bosnia and Herzegovina was 17.0% in 2020 year.*

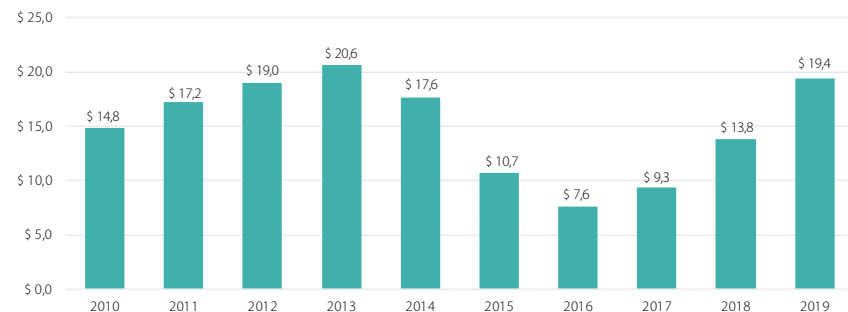


Izvor: Fond Ujedinjenih nacija za djecu (UNICEF) Svjetska zdravstvena organizacija (WHO) Svjetska banka (WB)  
Source: United Nations Children's Fund (UNICEF) World Health Organization (WHO) World Bank (WB)

## 2.a.2. Ukupni zvanični tokovi (zvanična razvojna pomoć plus drugi zvanični tokovi) u poljoprivrednom sektoru (PPP 2019 \$, milijuni) / Total official flows (official development assistance plus other official flows) to the agriculture sector (PPP 2019 \$, million)

Razvojna pomoć za sektor poljoprivrede u Bosni i Hercegovini iznosila je 19,4 milijuna dolara u 2019. godini, što je više za 5,6 milijuna dolara u odnosu na 2018. godinu.

*Development aid to the agricultural sector in Bosnia and Herzegovina amounted to 19.4 million dollars in 2019, which is 5.6 million dollars more than in 2018.*

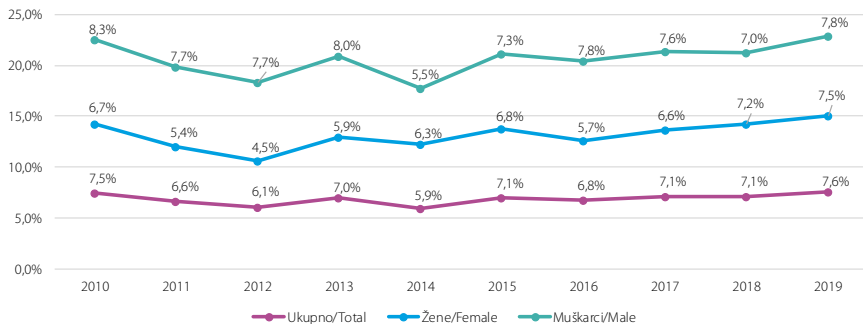


Izvor: Organizacija za ekonomsku suradnju i razvoj (OECD)  
Source: Organization for Economic Co-operation and Development (OECD)

**ZDRAVLJE I BLAGOSTANJE**  
*GOOD OD HEALTH AND*  
*WELL-BEING*

### 3.2.1. Stopa smrtnosti djece, ispod 5 godina (smrtni slučajevi na 1.000 živorođenih) (2010-2019, %) / Infant mortality rate, under-five (deaths per 1,000 live births) (2010-2019, %)

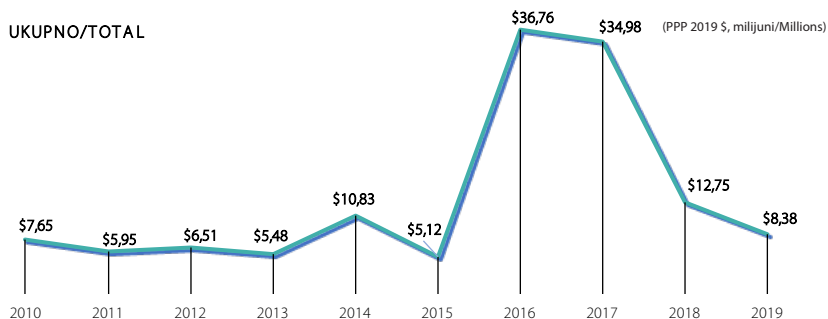
U Bosni i Hercegovini stopa smrtnosti djece, ispod 5 godina (na 1.000 živorođenih) u 2020. godini iznosila je 7,6%.  
*In Bosnia and Herzegovina, the mortality rate of children under 5 (per 1,000 live births) in 2020 was 7.6%.*



Izvor: Agencija za statistiku BiH  
 Source: Agency for statistics of BiH

### 3.b.2. Ukupna zvanična razvojna pomoć za medicinska istraživanja i osnovne sektore zdravlja (milijuni američkih dolara konstanta, 2019) / Total official development assistance to medical research and basic health sectors, gross disbursement, (millions of constant, 2019, United States dollars)

Razvojna pomoć u Bosni i Hercegovini za medicinska istraživanja i osnovne zdravstvene sektore iznosila je 8,38 milijuna dolara u 2019. godini, što je pad od 4,37 milijuna u odnosu na 2018. godinu. /Development assistance in Bosnia and Herzegovina to the medical research and basic health sectors amounted to 8.38 million dollars in 2019, a fall of 4.37 million dollars compared to 2018.

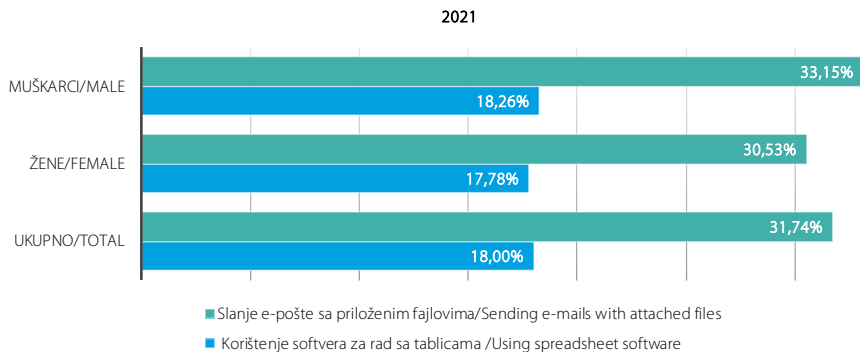


Izvor: Organizacija za ekonomsku suradnju i razvoj (OECD)  
 Source: Organisation for Economic Co-operation and Development (OECD)

**KVALITETNO OBRAZOVANJE**  
*QUALITY EDUCATION*

#### 4.4.1. Udio mladih i odraslih sa vještinama u informacijskim i komunikacijskim tehnologijama (IKT), prema spolu i vrstama vještina (2021, %) *Proportion of youth and adults with information and communications technology (ICT) skills, by sex and type of skill (2021, %)*

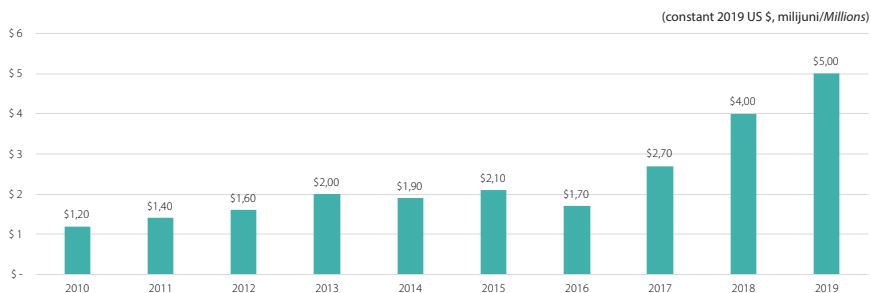
Prema podacima za 2021. godinu 18,0% mladih i odraslih koristilo je softver za rad sa tablicama, a 31,7% slalo je e-poštu sa priloženim fajlovima.  
*According to data for 2021, 18.0% of young people and adults used software to work with spreadsheets, and 31.7% sent emails with attached files.*



Izvor: Agencija za statistiku BiH  
*Source: Agency for Statistics of BiH*

#### 4.b.1. Obujam zvaničnih tokova razvojne pomoći za stipendije (2010-2019, konstantni 2019 US \$, milijuni) /Total official flows for scholarships (2010-2019, constant 2019 US \$, Millions)

Razvojna pomoć za stipendije u Bosni i Hercegovini iznosila je 5,0 milijuna dolara u 2019. godini, što je povećanje za 25% u odnosu na 2018. godinu.  
*Development aid for scholarship in Bosnia and Herzegovina amounted to 5.00 million dollars in 2019, an increased by 25% compared to 2018.*



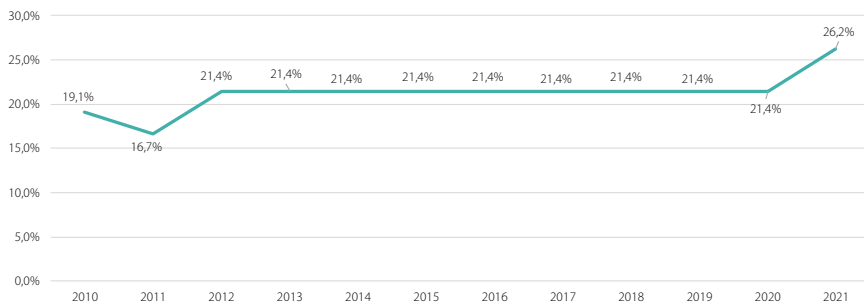
Izvor: Organizacija za ekonomsku suradnju i razvoj (OECD)  
*Source: Organisation for Economic Co-operation and Development (OECD)*

**RODNA RAVNOPRAVNOST**  
*GENDER EQUALITY*

### 5.5.1. Udio mjesta koje imaju žene u nacionalnim parlamentima (% od ukupnog broja mjesta) /Proportion of seats held by women in national parliaments (% of the total number of seats)

Udio mjesta koje imaju žene u nacionalnim parlamentima iznosio je 26,2% u 2021. godini, što je veće za 4,8% u odnosu na 2020. Kako bi se ostvarilo jednako učešće postotak treba da dostigne 50%.

*The proportion of seats held by women in national parliaments was 26.2% in 2021, which is 4.8% higher than in 2020. In order to achieve an equal percentage share, it needs to be 50%.*

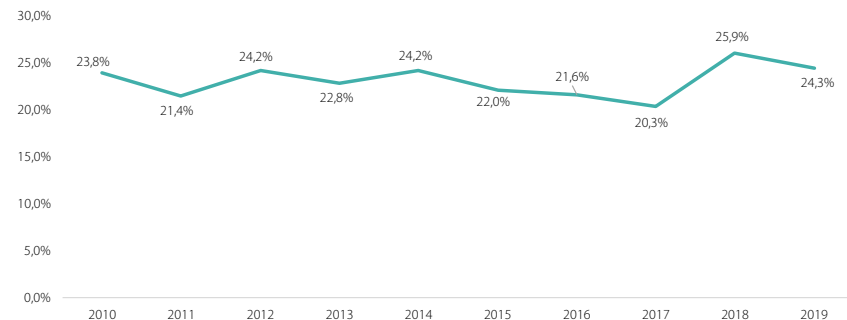


Izvor: Međunarodna organizacija rada (ILO)  
Source: International Labour Organisation (ILO)

### 5.5.2. Udio žena na rukovodećim položajima (2010-2019, %) /Proportion of women in managerial positions (2010-2019, %)

Udio žena na rukovodećim položajima u Bosni i Hercegovini iznosio je 24,32% u 2019. godini, što je manje za 1,6% u odnosu na 2018. Kako bi se ostvarilo jednako učešće postotak treba da dostigne 50%.

*The proportion of women in managerial positions in Bosnia and Herzegovina was 24.32% in 2019, a fall of 1.6% compared to 2018. In order to achieve an equal percentage share, it needs to be 50%.*



Izvor: Međunarodna organizacija rada (ILO)  
Source: International Labour Organisation (ILO)

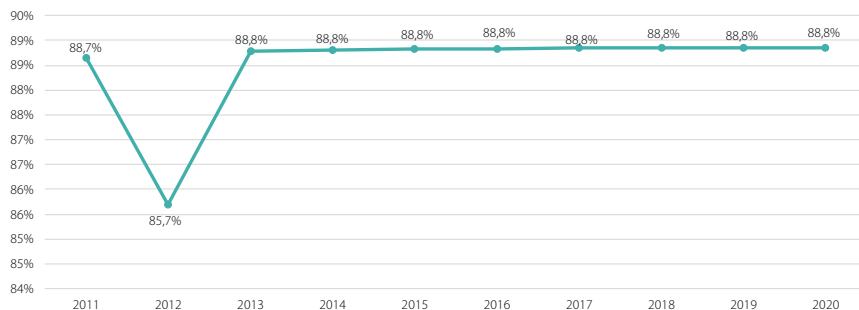
**ČISTA VODA I  
SANITARNI UVJETI**  
*CLEAN WATER  
AND SANITATION*



### 6.1.1. Udio stanovništva koji koristi usluge sigurnog upravljanja pitkom vodom (2011-2020, %) *Proportion of population using safely managed drinking water services (2011-2020, %)*

U 2020. godini 88,84% stanovništva Bosne i Hercegovine koristilo je usluge pitke vode kojima se sigurno upravlja.

*In 2020, 88.84% of the population of Bosnia and Herzegovina used a safely managed drinking water service.*

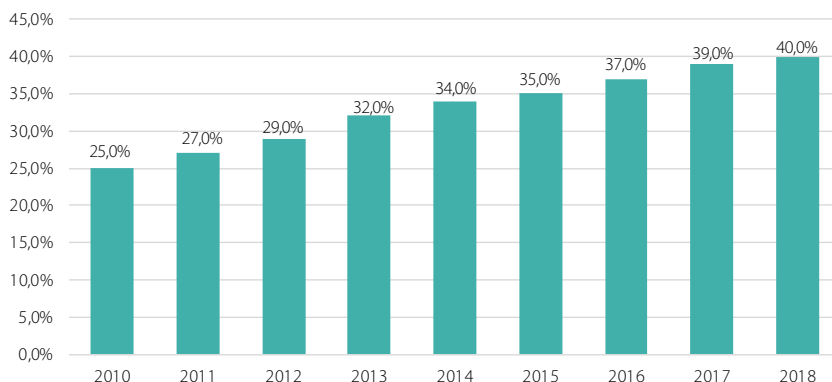


Izvor: Agencija za statistiku BiH, Svjetska zdravstvena organizacija (WHO)  
Source: Agency for Statistics of BiH, World Health Organization (WHO)

### 6.2.1. Udio stanovništva koji sigurno koristi sanitarne usluge (%) *Proportion of population using safely managed sanitation services*

Udio stanovnika koji sigurno koristi sanitarne usluge u Bosni i Hercegovini prema posljednjim dostupnim podacima iz 2018. godine iznosio je 40,0%.

*According to the latest available data from 2018, the proportion of residents who use sanitary services that are safely managed in Bosnia and Herzegovina was 40.0%.*

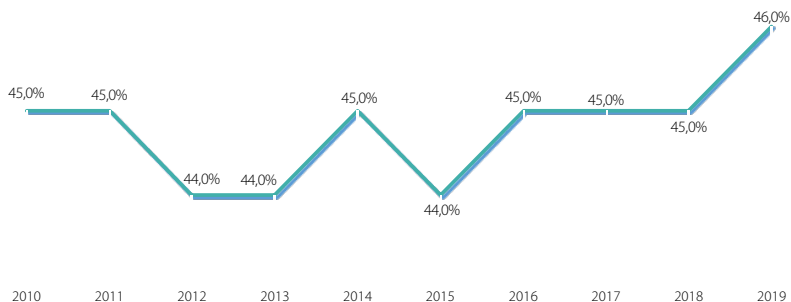


Izvor: Ekonomsko povjerenstvo Ujedinjenih naroda za Europu (UNECE)  
Source: United Nations Economic Commission for Europe (UNECE)

**PRISTUPAČNA ENERGIJA  
IZ ČISTIH IZVORA**  
*AFFORDABLE AND  
CLEAN ENERGY*

### 7.1.2. Udio stanovništva koje se primarno oslanja na čista goriva i tehnologiju (postotak) /Proportion of population with primary reliance on clean fuels and technology (percent)

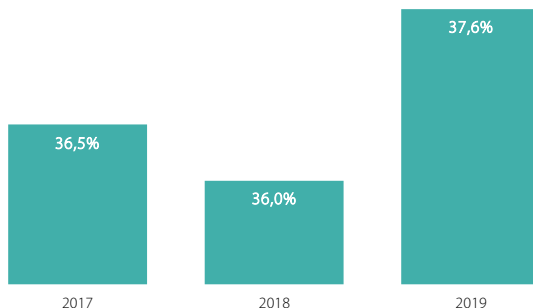
Prema posljednjim dostupnim podacima iz 2019. godine udio stanovništva koja se primarno oslanja na čista goriva u Bosni i Hercegovini je iznosio 46,0%.  
*According to the latest available data from 2019, the proportion of the population that primarily relies on clean fuels in Bosnia and Herzegovina was 46.0%.*



Izvor: Agencija za statistiku BiH  
Source: Agency for Statistics of BiH

### 7.2.1. Udio obnovljivih izvora energije u ukupnoj finalnoj potrošnji energije (2017-2019, %) /Renewable energy share in the total final energy consumption (2017-2019, %)

Prema posljednjim dostupnim podacima iz 2019. godine udio obnovljivih izvora energije u ukupnoj finalnoj potrošnji energije u Bosni i Hercegovini je iznosio 37,6%, što je veće za 1,6% u odnosu na 2018. godinu.  
*According to the latest available data from 2019 the renewable energy share in the total final energy consumption in Bosnia and Herzegovina was 37.6%, and increased by 1.6% compared to 2018.*



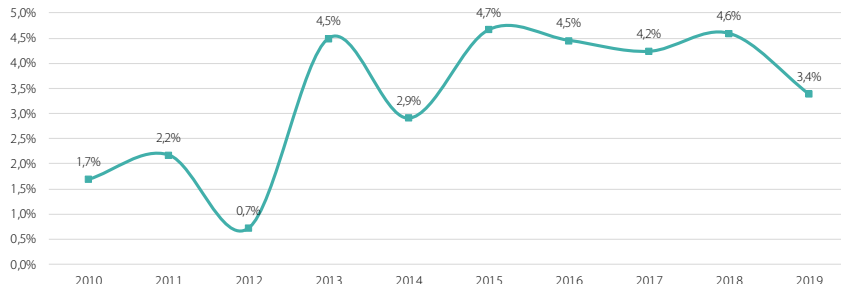
Izvor: Agencija za statistiku BiH  
Source: Agency for Statistics of BiH

**DOSTOJANSTVEN RAD I  
EKONOMSKI RAST**  
*DECENT WORK AND  
ECONOMIC GROWTH*

**8.1.1. Godišnja stopa rasta realnog BDP-a po glavi stanovnika (2010-2019, %)**  
**Annual growth rate of real GDP per capita person (2010-2019, %)**

Stopa godišnjeg rasta realnog BDP-a po glavi stanovnika u 2019. godini iznosila je 3,4%, što je manje za 1,2% u odnosu na 2018. godinu.

*The annual growth rate of real GDP per capita in 2019 was 3.4%, which is 1.2% less than in 2018.*

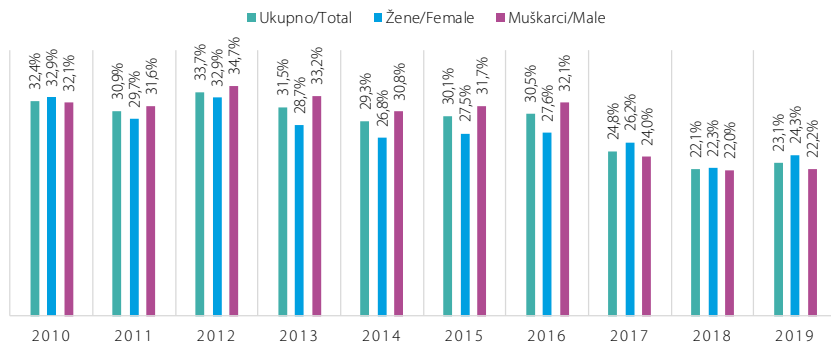


Izvor: Svjetska banka  
 Source: World bank

**8.3.1. Udio neformalne zaposlenosti po spolu (usuglašene procjene ILO-a) (%)**  
**Proportion of informal employment by sex (ILO harmonized estimates) (%)**

Poređenjem podataka iz 2010. sa zadnjim dostupnim podacima iz 2019. godine, udio neformalne zaposlenosti u Bosni i Hercegovini je u padu. Udio neformalno zaposlenih iznosi 23,1% u 2019. godini, što je za 28,7% manje u poređenju sa 2010.

*Comparing the 2010 data with the latest available data from 2019, the proportion of informal employment in Bosnia and Herzegovina is declining. The share of informally employed is 23.1% in 2019, which is 28.7% less than in 2010.*

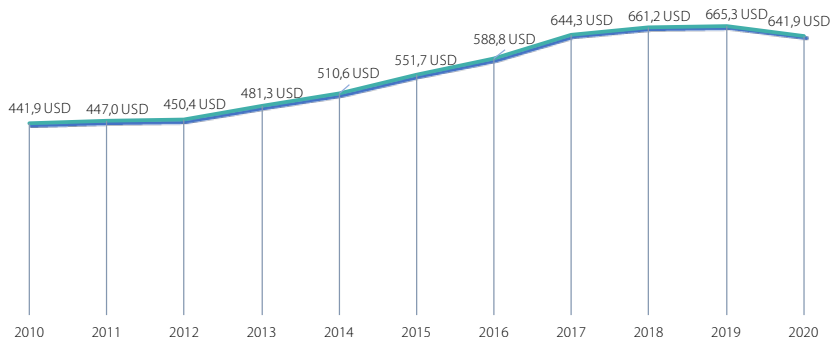


Izvor: Agencija za statistiku BiH  
 Source: Agency for Statistics of BiH

**INDUSTRIJA, INOVACIJE  
I INFRASTRUKTURA**  
*INDUSTRY, INNOVATION  
AND INFRASTRUCTURE*

### 9.2.1. Dodatna vrijednost proizvodnje kao udio BDP-a po glavi stanovnika (američki dolari) (2010-2020.) / Value added of production as a share of GDP per capita (United States dollars) (2010-2020)

Dodata vrijednost u proizvodnji kao udio u BDP-u po glavi stanovnika iznosio je 641,9 USD u 2020. / Value added in production as a proportion of GDP per capita amounted to USD 641.9 in 2020.

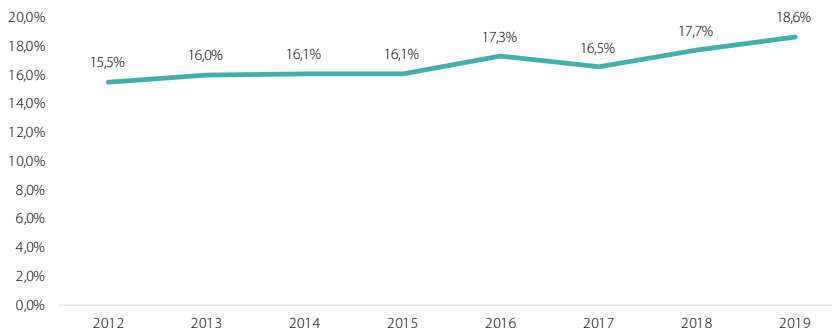


Izvor: Agencija za statistiku BiH; Organizacija Ujedinjenih naroda za industrijski razvoj (UNIDO)  
Source: Agency for Statistics of BiH; United Nations Industrial Development Organization (UNIDO)

### 9.2.2. Zaposlenost u proizvodnji kao udio ukupne zaposlenosti (%) 9.2.2. Manufacturing employment as a proportion of total employment (%)

Zaposlenost u proizvodnji iznosila je 18,6% kao dio od ukupne zaposlenosti u Bosni i Hercegovini u 2019. godini.

Employment in production amounted to 18.6% as part of total employment in Bosnia and Herzegovina in 2019.



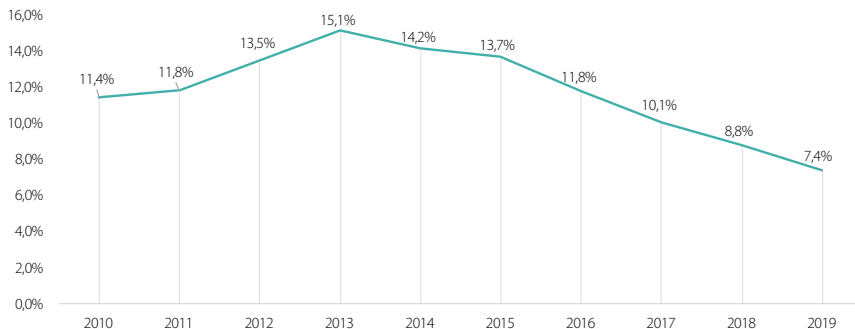
Izvor: Agencija za statistiku BiH; Organizacija Ujedinjenih naroda za industrijski razvoj (UNIDO) (uz suradnju Međunarodne organizacije rada – ILO) / Source: Agency for Statistics of BiH; United Nations Industrial Development Organization (UNIDO) (with the collaboration of the International Labour Organization – ILO)

**SMANJENJE  
NEJEDNAKOSTI**  
*REDUCED INEQUALITIES*



**10.5.1. Nenaplativi krediti prema ukupnim bruto kreditima (%)**  
**Non-performing loans to total gross loans (%)**

Nenaplativi krediti prema ukupnim bruto kreditima u 2019. godini iznosili su 7,4%.  
*Non-performing loans to total gross loans in 2019 amounted to 7.4%.*

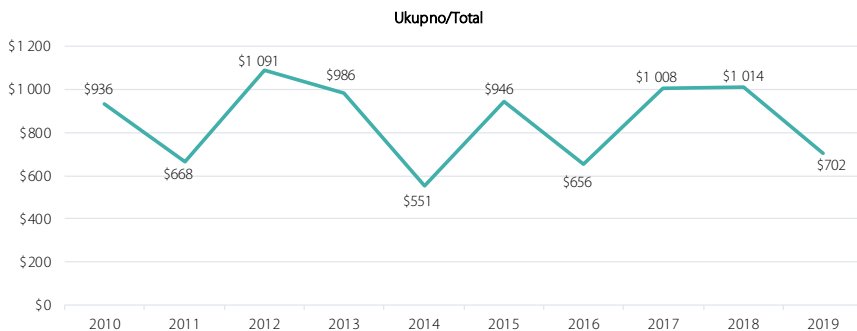


Izvor: Centralna banka BiH, Međunarodni monetarni fond (MMF)  
 Source: Central Bank of BiH, International Monetary Fund (IMF)

**10.b.1. Ukupna pomoć za razvoj, po zemljama primateljima (2010-2019, PPP 2019 \$, milijuni) / Total assistance for development, by recipient countries (millions of current United States dollars) (2010-2019, PPP 2019 \$, milioni)**

Ukupna pomoć za razvoj, po zemljama primateljima čine zvanična razvojna pomoć (ODA), drugi zvanični tokovi (OOF) i privatni tokovi. Ukupna pomoć za razvoj u Bosni i Hercegovini je bila najveća u 2012. godine.

*Total assistance for development, by recipient countries, consists of official development assistance (ODA), other official flows (OOF) and private flows. Total development assistance in Bosnia and Herzegovina was the largest in 2012.*



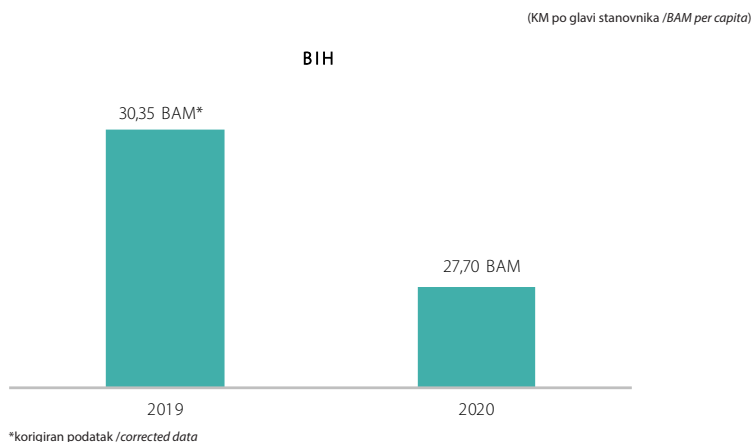
Izvor: Organizacija za ekonomsku suradnju i razvoj (OECD)  
 Source: Organisation for Economic Co-operation and Development (OECD)

**ODRŽIVI GRADOVI  
I ZAJEDNICE**  
*SUSTAINABLE CITIES  
AND COMMUNITIES*

**11.4.1. Ukupni izdaci po stanovniku utrošeni na konzervaciju, zaštitu i očuvanje cjelokupne kulturne i prirodne baštine, prema izvorima financiranja (javnim, privatnim), vrsti baštine (kulturnoj, prirodnoj) i razini vlasti (nacionalna, regionalna i lokalna/općinska), (2019-2020, KM/po stanovniku)**  
**Total per capita expenditure on the preservation, protection and conservation of all cultural and natural heritage, by source of funding (public, private), type of heritage (cultural, natural) and level of government (national, regional, and local/municipal), (2019-2020, BAM/per capita)**

Ukupni izdaci utrošeni po stanovniku na konzervaciju, zaštitu i očuvanje cjelokupne kulture i prirodne baštine u Bosni i Hercegovini za 2020. godinu iznosili su 27,70 KM po glavi stanovnika.

*Total per capita expenditure on the preservation, protection and conservation of all cultural and natural heritage in Bosnia and Herzegovina for 2020 amounted 27.70 BAM/per capita.*



Izvor: Ministarstvo civilnih poslova BiH  
Source: Ministry of Civil Affairs of BiH

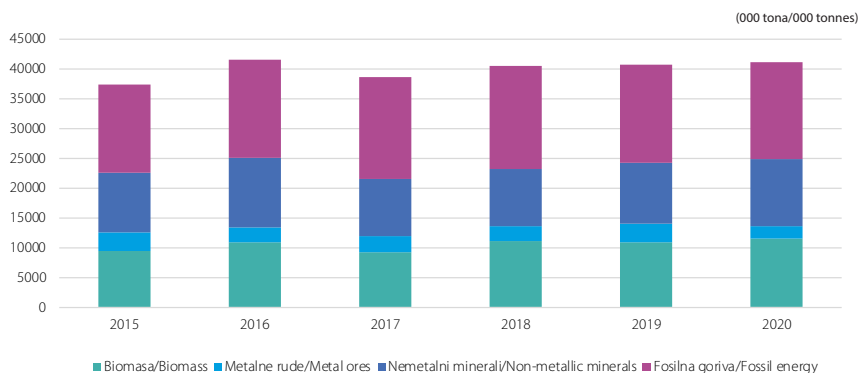
<sup>2</sup> Podaci prema Popisu stanovništva iz 2013. godine.  
<sup>2</sup> Data according to the 2013 Census.

**ODGOVORNA POTROŠNJA  
I PROIZVODNJA**  
*RESPONSIBLE  
CONSUMPTION AND  
PRODUCTION*

**12.2.2. Domaća potrošnja materijala, prema vrsti sirovine (2015-2020, 000 tona)**  
**Domestic material consumption, by type of raw material (2015-2020, 000 tonnes)**

Domaća potrošnja materijala (DMC) u Bosni i Hercegovini bilježi blagi rast u razdoblju od 2015. do 2020. godine. Rast je uzrokovan povećanjem eksploatacije lokalnih materijalnih resursa (domaće ekstrakcije) koji je bio veći od trenda smanjenja fizičke trgovinske bilance (uvoz–izvoz).

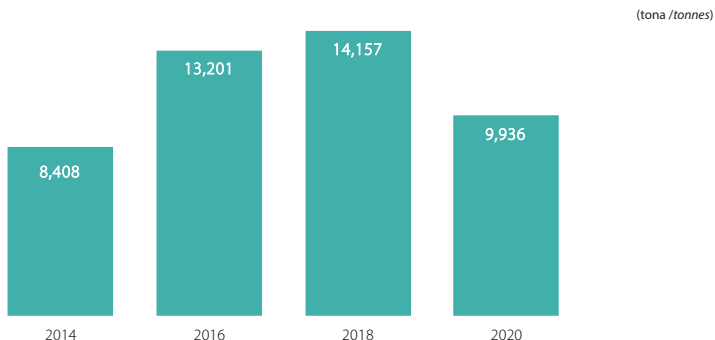
*Domestic material consumption (DMC) in Bosnia and Herzegovina recorded a slight increase in the period from 2015 to 2020. The growth was caused by an increase in the exploitation of local material resources (domestic extraction), which was higher than the trend of decreasing physical trade balance (import–export).*



Izvor: Agencija za statistiku BiH  
 Source: Agency for Statistics of BiH

**12.4.2. Količina proizvedenog opasnog otpada (2014, 2016, 2018. i 2020, tone)**  
**Hazardous waste generated (2014, 2016, 2018 i 2020, tonnes)**

U Bosni i Hercegovini količina nastalog opasnog otpada u 2020. godini iznosi 9.936 tona.  
*In Bosnia and Herzegovina, the amount of hazardous waste generated in 2020 was 9.936 tons.*



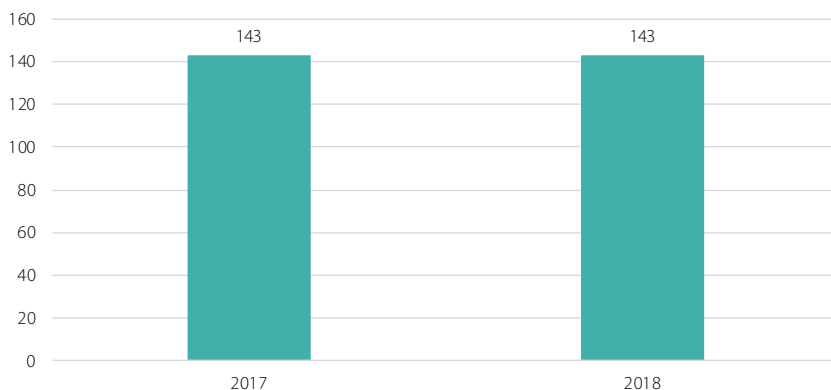
Izvor: Agencija za statistiku BiH  
 Source: Agency for Statistics of BiH

**OČUVANJE KLIME**  
*CLIMATE ACTION*

**13.1.3. Broj lokalnih samouprava koje usvajaju i provode strategije za smanjenje rizika od katastrofa sukladno nacionalnim strategijama za smanjenje rizika od katastrofa (2017. i 2018, broj)**  
***Number of local governments that adopt and implement local disaster risk reduction strategies in line with national disaster risk reduction strategies (2017 and 2018, number)***

Broj lokalnih samouprava koje usvajaju i provode strategije za smanjenje rizika od katastrofa sukladno nacionalnim strategijama za smanjenje rizika od katastrofa u BiH iznosio je 143 u 2018. godini.

*Number of local governments that adopt and implement local disaster risk reduction strategies in line with national disaster risk reduction strategies in BiH was 143 in 2018.*




Izvor: UN baza podataka  
Source: UN database

**OČUVANJE**  
**VODENOG SVIJETA**  
*LIFE BELOW WATER*



### 14.5.1. Zaštićeno morsko područje (isključiva ekonomska područja)(kvadratni kilometri) /Protected marine area (Exclusive Economic Zones) (square kilometres)

Udio zaštićenog morskog područja u Bosni i Hercegovini 2021. godine iznosio je 0,575 km<sup>2</sup>. /The share of the protected area in Bosnia and Herzegovina in 2021 was 0.575 km<sup>2</sup>.



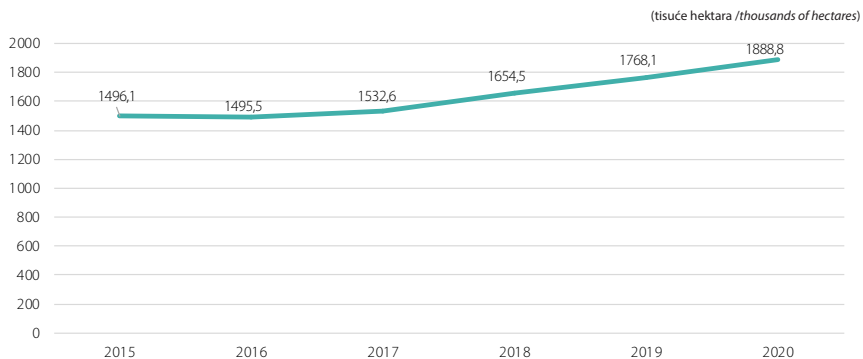
Izvor: Agencija za statistiku BiH  
Source: Agency for Statistics of BiH

**OČUVANJE ŽIVOTA  
NA ZEMLJI**  
*LIFE ON LAND*

### 15.1.1. Površina šume certificirana prema neovisno potvrđenoj certifikacijskoj shemi (tisuće hektara)

#### **Forest area under an independently verified forest management certification scheme (thousands of hectares)**

Površina šume certificirana prema neovisno potvrđenoj certifikacijskoj shemi u Bosni i Hercegovini 2020. godine iznosio je 1888,80 tisuća hektara. /Forest area under an independently verified forest management certification scheme in Bosnia and Herzegovina in 2020 was 1888.80 thousand hectares.

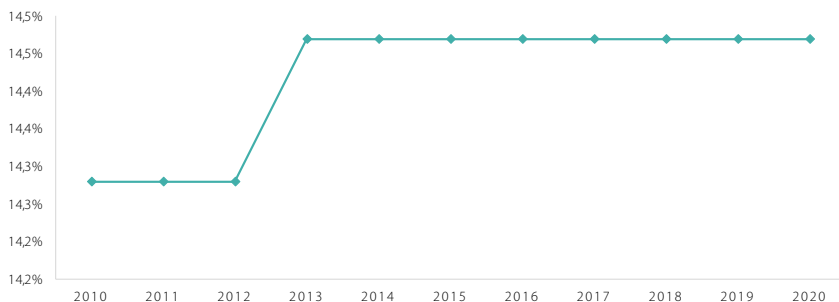


Izvor: Organizacija za hranu i poljoprivredu (FAO), Odjel za statistiku  
Source: Food and Agriculture Organization of the United Nations (FAO), Statistical Division

### 15.4.1. Prosječan udio planinskih ključnih područja biodiverziteta (KBA) pokrivenih zaštićenim područjima (2010-2020. %)/Average proportion of Mountain Key Biodiversity Areas (KBAs) covered by protected areas (2010-2020. %)

Godine 2020. u Bosni i Hercegovini 14,5% prosječan udio planinskih ključnih područja biodiverziteta (KBA) pokrivenih zaštićenim područjima.

In 2020, in Bosnia and Herzegovina, 14.5% average proportion of mountain key areas of biodiversity (KBA) covered by protected areas.

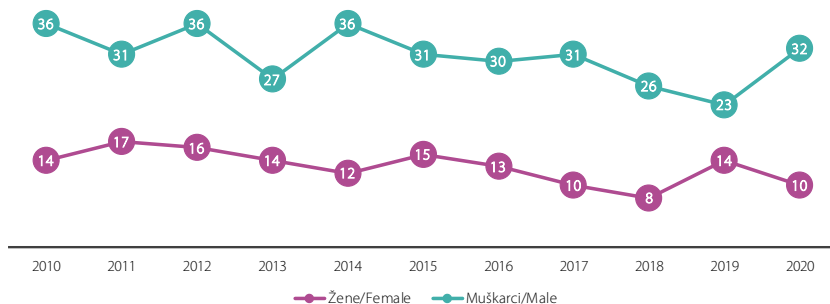


Izvor: Organizacija za hranu i poljoprivredu (FAO), Odjel za statistiku  
Source: Food and Agriculture Organization of the United Nations (FAO), Statistical Division

**MIR, PRAVDA I  
SNAŽNE INSTITUCIJE**  
*PEACE AND JUSTICE*  
*STRONG INSTITUTIONS*

**16.1.1. Broj žrtava ubojstava s predumišljajem, prema spolu (2010-2020, broj)**  
**Number of victims of intentional homicide, by sex (2010-2020 number)**

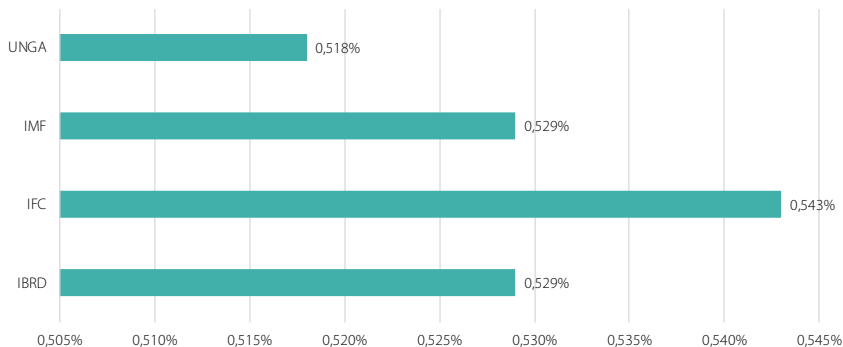
Broj žrtava ubojstava s predumišljajem u Bosni i Hercegovini pokazuje rastući trend. U 2020. godini iznosio je 42, od toga je bilo 10 žena. /Number of victims of intentional homicide in Bosnia and Herzegovina shows an increasing trend. In 2020 was 42, of which 10 were women.



Izvor: Agencija za statistiku BiH  
 Source: Agency for Statistics of BiH

**16.8.1. Udio članstva zemalja u razvoju u međunarodnim organizacijama, prema organizacijama (2020, %) /Proportion of members of developing countries in international organizations, by organization (2020, %)**

Indikator je temeljen na principu suverene jednakosti svih država članica, a s ciljem mjerenja stupnja u kojem države uživaju jednaku zastupljenost u međunarodnim organizacijama. Bosna i Hercegovina je u 2020. godini najveći udio članstva imala u Međunarodnoj finansijskoj korporaciji (IFC). /The indicator is based on the principle of sovereign equality of all member states, with the aim to measure the degree to which States enjoy equal representation in international organizations. In 2020, Bosnia and Herzegovina had the largest share of membership in the International Finance Corporation (IFC).

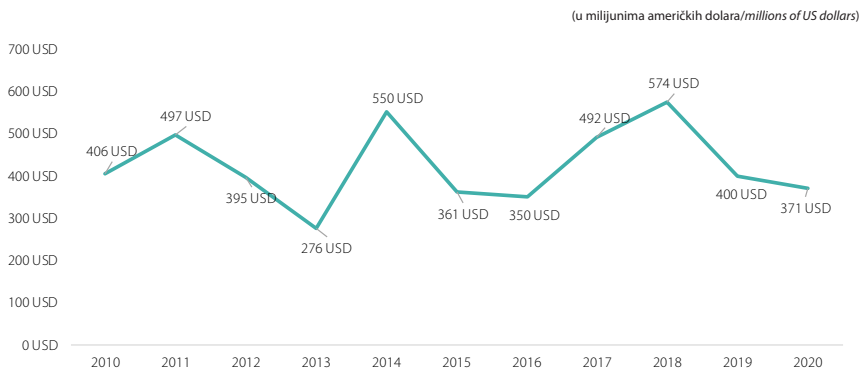


Izvor: Ured za financiranje razvoja, DESA (FFDO)  
 Source: Financing for Development Office, DESA (FFDO)

**PARTNERSTVOM  
DO CILJEVA**  
*PARTNERSHIPS TO  
ACHIEVE THE GOAL*

### 17.1.3 Prilivi izravnih stranih ulaganja (SDI) (2010-2020, milijuni američkih dolara) /Foreign direct investment (FDI) inflows (2010-2020, millions of US dollars)

Priliv izravnih stranih ulaganja u 2020. godini bio je 371 milijun dolara, što je smanjenje za 7,3% u odnosu na 2019. godinu. /Foreign direct investment (FDI) inflows in 2020 was 371 million dollars, which is a decrease of 7.3% compared to 2019.

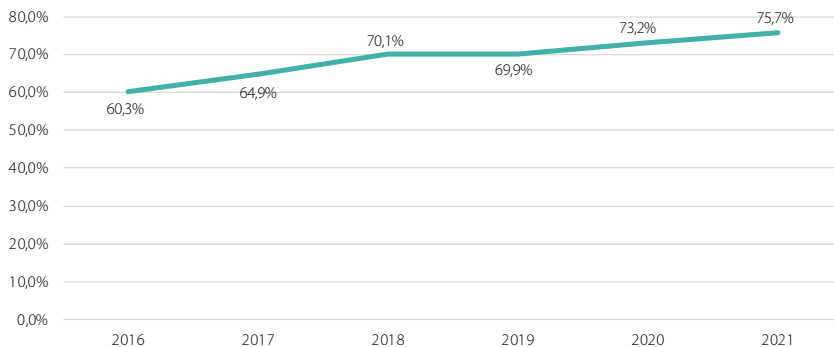


Izvor: UNCTAD, FDI/MNE  
Source: UNCTAD, FDI/MNE

### 17.8.1 Udio osoba koje koriste internet (2016-2021, %) /Proportion of individuals using the Internet (2016-2021, %)

Udio osoba koje koriste internet u Bosni i Hercegovini iznosio je 75,7% 2021. godine, što je više za 3,8% u odnosu na 2020.

The proportion of individuals using the Internet in Bosnia and Herzegovina was 75.7% in 2021, increased by 3.8% compared to 2020.



Izvor: Agencija za statistiku BiH  
Source: Agency for Statistics of BiH





