



FIRST RELEASE



Users are kindly requested to mention the data source

GODINA XI

SARAJEVO, 05.03.2018.

BROJ 1

TOURISM STATISTICS

Tourism in BiH, January 2018

In January 2018 tourists realised 63,769 tourist arrivals in Bosnia and Herzegovina which represent the decrease by 23.0% as compared to December 2017 and increase by 15.3% as compared to January 2017. Tourists realised 147,507 tourist nights which represent the decrease by 4.0% as compared to December 2017 and increase by 18.5% as compared to January 2017. Domestic tourists share of total number of overnight stays was 35.6% and foreign tourists share was 64.4%.

The number of domestic tourist nights decreased by 15.5% as compared to December 2017 and decreased by 21.3% as compared to January 2017. Foreign tourist nights increased by 3.9% as compared to December 2017 and increased by 16.9% as compared to January 2017.

Concerning the structure of foreign tourist nights in January 2018, the most of them (70.0%) were realised by tourists from: Croatia (34.0%), Serbia (15.2%), Slovenia (6.3%), Turkey (6.1%), Montenegro (4.8%) and Italy (3.6%). Tourists from other countries realised 30.0% of tourist nights.

Regarding the average detention of foreign tourist stays in our country on the first place comes: Kuwait with average stay by 4.1 nights, Malta with 4.0 nights, Qatar, UAE and Austria by 3.2 nights and Portugal with 3.0 nights.

Available rooms, apartments and camping sites for tourists in Bosnia and Herzegovina in January 2018 amounted to 17,965, which is 3.0% increase compared to January 2017. Number of available beds was 38,506 beds, which is increase by 4.9%, compared to the same month of 2017.

In January 2018, in the activity - Hotels and similar accommodation, number of rooms and apartments available to tourists amounted to 16,242 which is an increase of 4.5% compared to January 2017., and number of available beds amounted to 32,887 which is an increase of 4.1%, compared to the same month of the previous year.

Net occupancy rate of permanent beds in January 2018 was 12.9%.

According to the type of accommodation facility the highest number of nights was recorded in Hotels and similar accommodation with share of 91.2%.

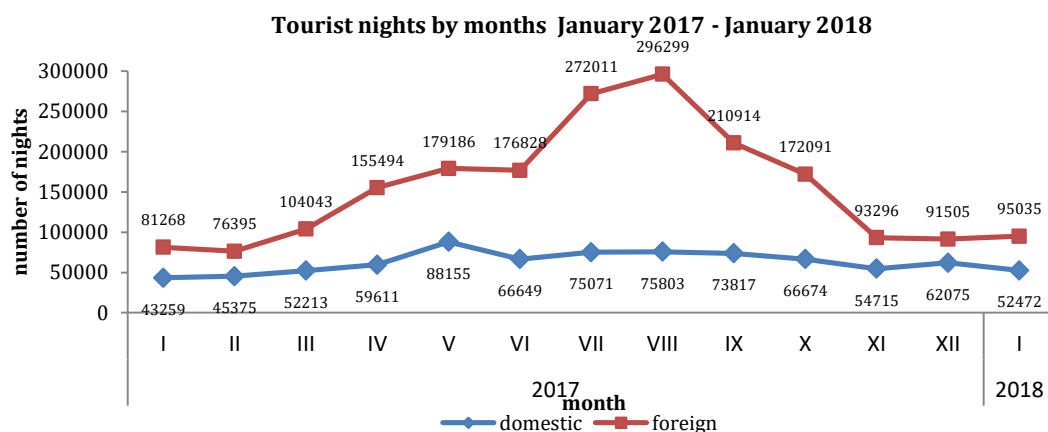


Table 1: Tourist arrivals and nights

	Arrivals					Nights					I 2018	
	I 2017	XII 2017	I 2018	Indeksi I 2018 XII 2017	Indeksi I 2018 I 2017	I 2017	XII 2017	I 2018	Indeksi I 2018 XII 2017	Indeksi I 2018 I 2017	Structure of nights %	Average number of nights by arrivals
TOTAL	55.318	82.842	63.769	77,0	115,3	124.527	153.580	147.507	96,0	118,5	100,0	2,3
Domestic tourist	21.971	36.884	24.669	66,9	112,3	43.259	62.075	52.472	84,5	121,3	35,6	2,1
Foreign tourist	33.347	45.958	39.100	85,1	117,3	81.268	91.505	95.035	103,9	116,9	64,4	2,4

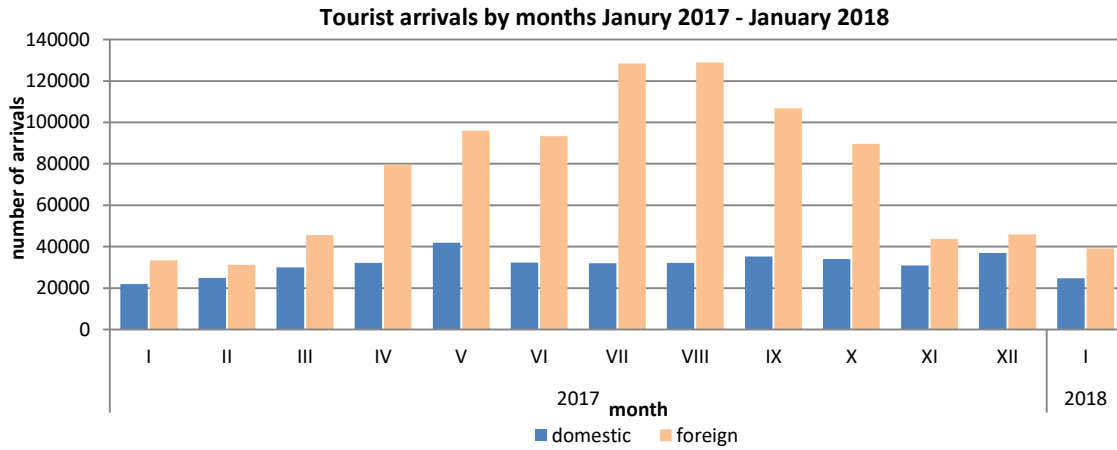


Table 2: Foreign tourist arrivals and nights, by country of residence

	Arrivals					Nights					I 2018	
	I 2017	XII 2017	I 2018	Indeksi I 2018 XII 2017	Indeksi I 2018 I 2017	I 2017	XII 2017	I 2018	Indeksi I 2018 XII 2017	Indeksi I 2018 I 2017	Structure of nights %	Average number of nights by arrivals
TOTAL	33.347	45.958	39.100	85,1	117,3	81.268	91.505	95.035	103,9	116,9	100,0	2,4
Albania	205	213	222	104,2	108,3	409	330	370	112,1	90,5	0,4	1,7
Austria	830	1.590	993	62,5	119,6	1.559	3.330	2.012	60,4	129,1	2,1	2,0
Belgium	91	106	115	108,5	126,4	199	294	323	109,9	162,3	0,3	2,8
Bulgaria	367	461	174	37,7	47,4	821	777	305	39,3	37,1	0,3	1,8
Montenegro	1.307	1.212	1.760	145,2	134,7	3.833	2.023	4.517	223,3	117,8	4,8	2,6
Czech Republic	181	150	136	90,7	75,1	375	252	319	126,6	85,1	0,3	2,3
Denmark	64	108	131	121,3	204,7	207	215	335	155,8	161,8	0,4	2,6
Estonia	8	4	4	100,0	50,0	22	17	7	41,2	31,8	0,0	1,8
Finland	17	34	50	147,1	294,1	29	76	139	182,9	479,3	0,1	2,8
France	197	275	251	91,3	127,4	479	551	533	96,7	111,3	0,6	2,1
Greece	62	73	80	109,6	129,0	122	129	207	160,5	169,7	0,2	2,6
Netherlands	274	269	282	104,8	102,9	636	628	710	113,1	111,6	0,7	2,5
Croatia	9.870	10.623	11.652	109,7	118,1	27.247	24.138	32.265	133,7	118,4	34,0	2,8
Ireland	44	128	56	43,8	127,3	115	208	132	63,5	114,8	0,1	2,4
Iceland	4	11	5	45,5	125,0	12	16	10	62,5	83,3	0,0	2,0

(continued on next page)

(continued)

	Arrivals					Nights					I 2018	
	I 2017	XII 2017	I 2018	Indeksi I 2018 XII 2017	Indeksi I 2018 I 2017	I 2017	XII 2017	I 2018	Indices I 2018 XII 2017	Indices I 2018 I 2017	Structure of nights %	Average number of nights by arrivals
Italy	1065	1347	1493	110,8	140,2	2276	3037	3409	112,2	149,8	3,6	2,3
Cyprus	11	9	7	77,8	63,6	20	27	17	63,0	85,0	0,0	2,4
Latvia	7	10	2	20,0	28,6	14	14	5	35,7	35,7	0,0	2,5
Lithuania	10	13	14	107,7	140,0	18	22	36	163,6	200,0	0,0	2,6
Luxembourg	13	36	24	66,7	184,6	31	95	41	43,2	132,3	0,0	1,7
Hungary	274	466	262	56,2	95,6	624	1.195	741	62,0	118,8	0,8	2,8
FYR of Macedonia	260	735	309	42,0	118,8	657	1.474	737	50,0	112,2	0,8	2,4
Malta	2	6	2	33,3	100,0	26	14	8	57,1	30,8	0,0	4,0
Norway	81	91	86	94,5	106,2	196	171	163	95,3	83,2	0,2	1,9
Germany	1.022	1.729	1.244	71,9	121,7	2.606	3.668	2.793	76,1	107,2	2,9	2,2
Poland	362	148	189	127,7	52,2	748	380	451	118,7	60,3	0,5	2,4
Portugal	42	26	22	84,6	52,4	89	69	65	94,2	73,0	0,1	3,0
Romania	93	209	172	82,3	184,9	172	657	314	47,8	182,6	0,3	1,8
Russian Federation	223	237	307	129,5	137,7	605	544	854	157,0	141,2	0,9	2,8
Slovakia	113	142	111	78,2	98,2	216	284	247	87,0	114,4	0,3	2,2
Slovenia	2.368	4.195	3.167	75,5	133,7	4.556	8.529	5.988	70,2	131,4	6,3	1,9
Serbia	4.554	6.562	5.943	90,6	130,5	11.984	11.678	14.421	123,5	120,3	15,2	2,4
Spain	131	224	152	67,9	116,0	264	543	282	51,9	106,8	0,3	1,9
Switzerland (including Liechtenstein)	321	468	352	75,2	109,7	696	968	833	86,1	119,7	0,9	2,4
Sweden	298	464	339	73,1	113,8	653	944	792	83,9	121,3	0,8	2,3
Turkey	2.286	2.021	2.294	113,5	100,3	5.764	4.042	5.816	143,9	100,9	6,1	2,5
United Kingdom	333	323	268	83,0	80,5	903	732	618	84,4	68,4	0,7	2,3
Ukraine	54	58	66	113,8	122,2	141	110	169	153,6	119,9	0,2	2,6
Other European countries	141	129	127	98,4	90,1	210	242	256	105,8	121,9	0,3	2,0
Egypt	69	56	38	67,9	55,1	142	154	108	70,1	76,1	0,1	2,8
South Africa	7	12	9	75,0	128,6	34	32	17	53,1	50,0	0,0	1,9
Other African countries	58	120	122	101,7	210,3	137	223	575	257,8	419,7	0,6	4,7
Canada	66	104	52	50,0	78,8	157	210	136	64,8	86,6	0,1	2,6
USA	759	787	660	83,9	87,0	1.465	1.613	1.467	90,9	100,1	1,5	2,2
Other Northern American countries	30	22	30	136,4	100,0	42	45	43	95,6	102,4	0,0	1,4
Brazil	48	68	73	107,4	152,1	121	117	133	113,7	109,9	0,1	1,8
Other Southern and Central American countries	160	83	116	139,8	72,5	243	184	275	149,5	113,2	0,3	2,4
Bahrain ¹⁾	286	134	316	235,8	110,5	977	375	900	240,0	92,1	0,9	2,8
India	35	86	90	104,7	257,1	89	254	210	82,7	236,0	0,2	2,3
Iran	9	7	11	157,1	122,2	16	71	16	22,5	100,0	0,0	1,5
Israel	66	39	21	53,8	31,8	157	129	54	41,9	34,4	0,1	2,6
Japan	188	225	190	84,4	101,1	234	301	237	78,7	101,3	0,2	1,2
Republic of Korea	1.148	1.062	1.057	99,5	92,1	1.204	1.095	1.068	97,5	88,7	1,1	1,0
Qatar ¹⁾	157	82	254	309,8	161,8	535	280	816	291,4	152,5	0,9	3,2
China	543	1.130	650	57,5	119,7	778	1.361	1.022	75,1	131,4	1,1	1,6
Kuwait	320	169	296	175,1	92,5	1.049	618	1.225	198,2	116,8	1,3	4,1
Saudi Arabia	146	183	212	115,8	145,2	395	520	608	116,9	153,9	0,6	2,9
United Arab Emirates ¹⁾	648	1.431	707	49,4	109,1	1.911	4.290	2.261	52,7	118,3	2,4	3,2
Other Asian countries (including Malaysia i Oman)	428	2.363*	514	21,8	120,1	749	3.191*	951	66,7	284,0	2,2	4,1
Malaysia ²⁾	291	2.335	324	13,9	111,3	490	2.637	372	14,1	75,9	0,4	1,1
Oman ²⁾	116	396	328	82,8	282,8	342	850	804	94,6	235,1	0,8	2,5
Australia	162	132	150	113,6	92,6	419	393	474	120,6	113,1	0,5	3,2
New Zealand	21	17	16	94,1	76,2	47	46	18	39,1	38,3	0,0	1,1
Other countries of Oceania	1	10	1	10,0	100,0	1	93	5	5,4	500,0	0,0	5,0

1) The 2016 Bahrain, Qatar and United Arab Emirates are separately from Other Asian countries and presented individually

2) The 2017 Malaysia and Oman are separately from Other Asian countries and presented individually

*correct data

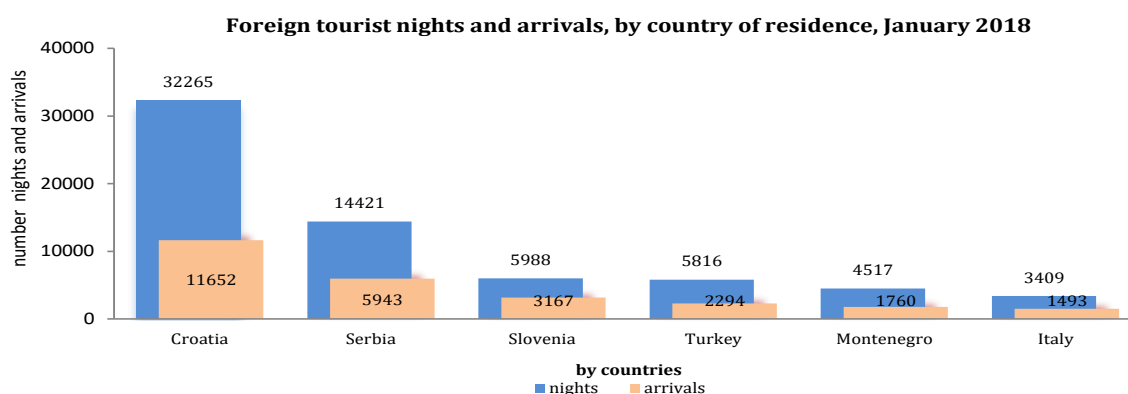


Table 3: Tourist arrivals and nights according to the classification of activities ¹⁾

	Arrivals					Nights					1 2018
	I 2017	XII 2017	I 2018	Indeksi I 2018 XII 2017	Indeksi I 2018 I 2017	I 2017	XII 2017	I 2018	Indeksi I 2018 XII 2017	Indeksi I 2018 I 2017	Structure of nights %
Total	55.318	82.842	63.769	77,0	115,3	124.527	153.580	147.507	96,0	118,5	100,0
Hotels and similar accommodation	52.476	78.309	59.669	76,2	113,7	116.224	141.786	134.527	94,9	115,7	91,2
Holiday and other short-stay accommodation	2.008	2.641	2.910	110,2	144,9	4.798	5.409	6.453	119,3	134,5	4,4
Camps and camping grounds	33	233	76	32,6	230,3	54	404	146	36,1	270,4	0,1
Other accommodation	801	1.659	1.114	67,1	139,1	3.451	5.981	6.381	106,7	184,9	4,3
Domestic tourist	21.971	36.884	24.669	66,9	112,3	43.259	62.075	52.472	84,5	121,3	35,6
Hotels and similar accommodation	20.468	34.247	22.223	64,9	108,6	40.064	55.223	44.822	81,2	111,9	30,4
Holiday and other short-stay accommodation	1006*	1.274	1.573	123,5	156,4	1568*	2.028	2.986	147,2	190,4	2,0
Camps and camping grounds	15	88	28	31,8	186,7	17	92	35	38,0	205,9	0,0
Other accommodation	482*	1.275	845	66,3	175,3	1610*	4.732	4.629	97,8	287,5	3,1
Foreign tourist	33.347	45.958	39.100	85,1	117,3	81.268	91.505	95.035	103,9	116,9	64,4
Hotels and similar accommodation	32.008	44.062	37.446	85,0	117,0	76.160	86.563	89.705	103,6	117,8	60,8
Holiday and other short-stay accommodation	1002*	1.367	1.337	97,8	133,4	3230*	3.381	3.467	102,5	107,3	2,4
Camps and camping grounds	18	145	48	33,1	266,7	37	312	111	35,6	300,0	0,1
Other accommodation	319*	384	269	70,1	84,3	1841*	1.249	1.752	140,3	95,2	1,2

¹⁾ The Classification of Economic Activities of BiH 2010

* correct data

Table 4: Tourist arrivals and nights, by organisation of tourist arrivals

	Individual arrangement						Organised trip					
	Arrivals tourist			Nights tourist			Arrivals tourist			Nights tourist		
	I 2017	I 2018	Indices I 2018 I 2017	I 2017	I 2018	Indices I 2018 I 2017	I 2017	I 2018	Indices I 2018 I 2017	I 2017	I 2018	Indices I 2018 I 2017
Total	44.392	53.704	121,0	100.089	126.302	126,2	10.926	10.065	92,1	24.438	21.205	86,8
Domestic tourist	18.872	22.245	117,9	35.360	47.419	134,1	3.099	2.424	78,2	7.899	5.053	64,0
Foreign tourist	25.520	31.459	123,3	64.729	78.883	121,9	7.827	7.641	97,6	16.539	16.152	97,7

NOTES ON METHODOLOGY

The purpose of the statistical survey

The purpose of the statistical survey is to monitor the tourist activity realised in commercial accommodation establishments and to provide internationally comparable BiH's statistics of tourism in accordance with current EU Regulations for the tourism statistics.

Observation units

Observation units are all business entities /legal units which are, by the main activity, registered in accommodation activity (division 55 - KD BiH 2010), persons as well as households that rent accommodation establishments to tourists. For the purpose of the survey, Classification of Activities in Bosnia and Herzegovina - KD BiH 2010 was used, and it is fully compliant with the European Classification of Economic Activities - NACE Rev. 2.

Coverage

Reporting units are all business entities (enterprises, entrepreneurs, institutions, associations etc.) and parts thereof engaged in providing accommodation services in tourism registered according to the CA BiH 2010 under section : 55.1 (hotels and similar accommodation), 55.2 (holiday and other short - stay accommodation), 55.3 (camps and camping grounds), 55.9 (other accommodation), health institutions for their facilities in which persons stay for medical rehabilitation (costs are on persons themselves), business entities and parts thereof engaged in tourist stay in rural households, houses, camps, apartments and rooms directly rented by private persons/households. Survey covers the entire territory of Bosnia and Herzegovina.

Source and methods of data collection

Data on turnover of tourists (number of tourist arrivals and tourist nights) are collected from regular monthly report (TU-11 form). Reports are usually made on the basis of reception records in guest books, entities and their parts engaged in organising and arranging of tourists.

Definitions

Tourism means the activity of visitors taking a trip to a main destination outside their usual environment for less than a year, for leisure, business or other personal purpose other than to be employed by a resident entity in the place visited.

Tourist is every person who, outside his place of permanent residence, spends one night in a hotel or some other accommodation facility for reasons of rest, recreation, health, study, sport, religion, family, business, public tasks or meeting.

Residence is a place where a person came with the intention of permanent stay. Tourist is registered in every place or establishment where he stays and, therefore, in case he/she changes the place or establishment, he/she must register again, which results in data ambiguity. Consequently, the statistics register the number of tourist arrivals and not the number of tourists.

Domestic tourist is a person with permanent residence in the BiH who spends at least one night in a hotel or some other accommodation establishment outside their place or residence.

Foreign tourist is every person with permanent residence outside in BiH who temporarily resides in BiH and who spends at least one night in a hotel or some other accommodation establishment.

Tourist arrivals refer to the number of persons (tourists) who arrived and registered their stay in an accommodation establishment.

Tourist nights refer to every registered overnight stay of a person (tourist) in an accommodation establishment.

Accommodation capacities are presented as the number of rooms, apartments and camping sites, and the number of permanent beds.

Permanent beds are those that are regularly ready-made for renting to guests.

Occupancy rate of permanent beds (net) in the reference period is obtained by dividing the total number of nights by the number of beds on offer and the number of days when the beds are actually available for use during the reference period. The data are expressed as a percentage.

Organization of tourist arrivals represent the way of organising touristic arrangements. Depending on the way of organising, touristic arrangement can be individual or organised (travel agency).

Symbols

- no occurrence

0,0 value not zero but less than 0,05 unit of measure use