



FIRST RELEASE



Users are kindly requested to mention the data source

GODINA XI

SARAJEVO, 07.05.2018.

BROJ 3

TOURISM STATISTICS

Tourism in BiH, March 2018

In March 2018 tourists realised 87,248 tourist arrivals in Bosnia and Hercegovina which represent the increase by 35.5% as compared to February 2018 and increase by 15.5% as compared to March 2017. Tourists realised 181,661 tourist nights which represent the increase by 22.4% as compared to February 2018 and increase by 16.3% as compared to March 2017. Domestic tourists share of total number of overnight stays was 33.9% and foreign tourists share was 66.1%.

The number of domestic tourist nights increased by 16.5% as compared to February 2018 and increased by 17.8% as compared to March 2018. Foreign tourist nights increased by 25.7% as compared to February 2018 and increased by 15.5% as compared to March 2017.

Concerning the structure of foreign tourist nights in March 2018, the most of them (57.5%) were realised by tourists from: Croatia (21.8%), Serbia (17.7%), UAE (6.4%), Slovenia and Italy (5.6%) and Turkey (5.4%). Tourists from other countries realised 42.5% of tourist nights.

Regarding the average detention of foreign tourist stays in our country on the first place comes: Netherlands with average stay by 4.3 nights, Egypt with 3.1 nights, Denmark, Kuwait, Croatia and UAE by 3.0 nights.

Available rooms, apartments and camping sites for tourists in Bosnia and Hercegovina in March 2018 amounted to 18,458, which is 4.6% increase compared to March 2017. Number of available beds was 40,442 beds, which is increase by 9.3%, compared to the same month of 2017.

In March 2018, in the activity - Hotels and similar accommodation, number of rooms and apartments available to tourists amounted to 16,358 which is an increase of 4.3% compared to March 2017., and number of available beds amounted to 34,749 which is an increase of 9.2%, compared to the same month of the previous year.

Net occupancy rate of permanent beds in February 2018 was 15.1%.

According to the type of accommodation facility the highest number of nights was recorded in Hotels and similar accommodation with share of 92.8%.

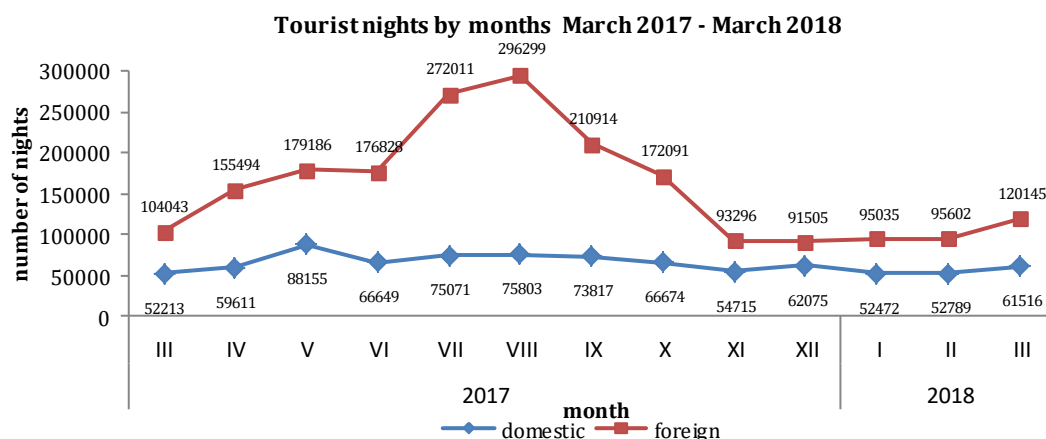
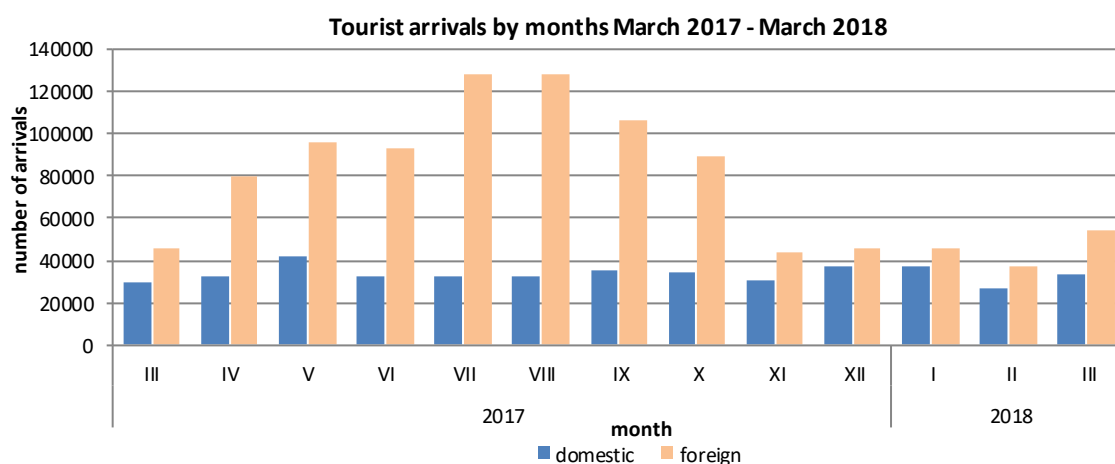


Table 1: Tourist arrivals and nights

	Arrivals					Nights					III 2018	
	III 2017	II 2018	III 2018	Indeksi III 2018 II 2018	Indeksi III 2018 III 2017	III 2017	II 2018	III 2018	Indeksi III 2018 II 2018	Indeksi III 2018 III 2017	Structure of nights %	Average number of nights by arrivals
TOTAL	75.521	64.382	87.248	135,5	115,5	156.256	148.391	181.661	122,4	116,3	100,0	2,1
Domestic tourist	29.950	27.125	33.091	122,0	110,5	52.213	52.789	61.516	116,5	117,8	33,9	1,9
Foreign tourist	45.571	37.257	54.157	145,4	118,8	104.043	95.602	120.145	125,7	115,5	66,1	2,2


Table 2: Foreign tourist arrivals and nights, by country of residence

	Arrivals					Nights					III 2018	
	III 2017	II 2018	III 2018	Indices III 2018 II 2018	Indices III 2018 III 2017	III 2017	II 2018	III 2018	Indices III 2018 II 2017	Indices III 2018 III 2017	Structure of nights %	Average number of nights by arrivals
TOTAL	45.571	37.257	54.157	145,4	118,8	104.043	95.602	120.145	125,7	115,5	100,0	2,2
Albania	411	148	442	298,6	107,5	855	285	754	264,6	88,2	0,6	1,7
Austria	1.056	1.085	1.770	163,1	167,6	1.859	2.425	3.085	127,2	165,9	2,6	1,7
Belgium	126	254	226	89,0	179,4	287	448	380	84,8	132,4	0,3	1,7
Bulgaria	303	195	246	126,2	81,2	747	402	483	120,1	64,7	0,4	2,0
Montenegro	1.393	1.001	1.715	171,3	123,1	2.549	1.965	3.396	172,8	133,2	2,8	2,0
Czech Republic	259	191	272	142,4	105,0	525	374	607	162,3	115,6	0,5	2,2
Denmark	231	216	512	237,0	221,6	1.189	605	1.535	253,7	129,1	1,3	3,0
Estonia	22	12	7	58,3	31,8	45	36	12	33,3	26,7	0,0	1,7
Finland	31	42	70	166,7	225,8	76	109	164	150,5	215,8	0,1	2,3
France	332	585	683	116,8	205,7	745	906	1.310	144,6	175,8	1,1	1,9
Greece	121	109	170	156,0	140,5	241	289	289	100,0	119,9	0,2	1,7
Netherlands	355	301	608	202,0	171,3	918	704	2.587	367,5	281,8	2,2	4,3
Croatia	8.161	8.491	8.849	104,2	108,4	25.376	25.360	26.175	103,2	103,1	21,8	3,0
Ireland	132	70	246	351,4	186,4	354	163	491	301,2	138,7	0,4	2,0
Iceland	10	29	13	44,8	130,0	18	93	17	18,3	94,4	0,0	1,3

(continued on next page)

(continued)

	Arrivals					Nights					III 2018	
	III 2017	II 2018	III 2018	Indices III 2018 II 2017	Indices III 2018 III 2017	III 2017	III 2018	II 2018	Indices III 2018 II 2017	Indices III 2018 III 2017	Structure of nights %	Average number of nights by arrivals
Italy	2762	1033	2940	284,6	106,4	6502	2408	6687	277,7	102,8	5,6	2,3
Cyprus	8	10	13	130,0	162,5	11	20	26	130,0	236,4	0,0	2,0
Latvia	15	10	20	200,0	133,3	46	15	44	293,3	95,7	0,0	2,2
Lithuania	21	16	18	112,5	85,7	30	46	39	84,8	130,0	0,0	2,2
Luxembourg	18	49	17	34,7	94,4	34	97	26	26,8	76,5	0,0	1,5
Hungary	341	414	616	148,8	180,6	782	950	1.456	153,3	186,2	1,2	2,4
FYR of Macedonia	724	362	897	247,8	123,9	1.599	771	1.714	222,3	107,2	1,4	1,9
Malta	4	8	7	87,5	175,0	9	24	16	66,7	177,8	0,0	2,3
Norway	226	99	184	185,9	81,4	636	279	433	155,2	68,1	0,4	2,4
Germany	1.485	1.238	2.149	173,6	144,7	3.228	3.016	4.754	157,6	147,3	4,0	2,2
Poland	360	258	377	146,1	104,7	592	670	926	138,2	156,4	0,8	2,5
Portugal	31	54	73	135,2	235,5	69	141	167	118,4	242,0	0,1	2,3
Romania	249	270	255	94,4	102,4	724	1.077	744	69,1	102,8	0,6	2,9
Russian Federation	234	239	418	174,9	178,6	498	502	761	151,6	152,8	0,6	1,8
Slovakia	156	103	213	206,8	136,5	258	228	384	168,4	148,8	0,3	1,8
Slovenia	3.097	2.775	3.673	132,4	118,6	6.113	7.051	6.707	95,1	109,7	5,6	1,8
Serbia	5.505	7.593	7.044	92,8	128,0	11.242	22.144	15.289	69,0	136,0	12,7	2,2
Spain	199	176	696	395,5	349,7	386	296	1.190	402,0	308,3	1,0	1,7
Switzerland (including Liechtenstein)	429	412	472	114,6	110,0	969	981	1.064	108,5	109,8	0,9	2,3
Sweden	545	566	629	111,1	115,4	1.717	1.340	1.717	128,1	100,0	1,4	2,7
Turkey	2.246	2.288	3.242	141,7	144,3	4.433	5.551	6.527	117,6	147,2	5,4	2,0
United Kingdom	653	583	646	110,8	98,9	1.770	1.578	1.480	93,8	83,6	1,2	2,3
Ukraine	115	43	79	183,7	68,7	219	118	195	165,3	89,0	0,2	2,5
Other European countries	216	77	231	300,0	106,9	577	139	520	374,1	90,1	0,4	2,3
Egypt	32	63	63	100,0	196,9	99	149	193	129,5	194,9	0,2	3,1
South Africa	35	4	15	375,0	42,9	58	8	35	437,5	60,3	0,0	2,3
Other African countries	150	143	111	77,6	74,0	290	501	473	94,4	163,1	0,4	4,3
Canada	189	69	199	288,4	105,3	393	162	450	277,8	114,5	0,4	2,3
USA	1.172	543	1.260	232,0	107,5	2.761	1.175	2.822	240,2	102,2	2,3	2,2
Other Northern American countries	25	26	14	53,8	56,0	44	36	29	80,6	65,9	0,0	2,1
Brazil	169	71	69	97,2	40,8	372	125	110	88,0	29,6	0,1	1,6
Other Southern and Central American countries	126	141	131	92,9	104,0	268	357	276	77,3	103,0	0,2	2,1
Bahrain ¹⁾	330	110	330	300,0	100,0	1.005	381	849	222,8	84,5	0,7	2,6
India	67	93	78	83,9	116,4	199	302	178	58,9	89,4	0,1	2,3
Iran	40	33	102	309,1	255,0	111	76	262	344,7	236,0	0,2	2,6
Israel	135	50	230	460,0	170,4	252	111	350	315,3	138,9	0,3	1,5
Japan	247	178	296	166,3	119,8	348	212	365	172,2	104,9	0,3	1,2
Republic of Korea	2.793	945	1.627	172,2	58,3	3.073	990	1.687	170,4	54,9	1,4	1,0
Qatar ¹⁾	80	72	88	122,2	110,0	216	383	240	62,7	111,1	0,2	2,7
China	659	880	2.007	228,1	304,6	962	1.196	2.392	200,0	248,6	2,0	1,2
Kuwait	317	251	333	132,7	105,0	898	912	991	108,7	110,4	0,8	3,0
Malaysia ²⁾	928	455	1.168	256,7	125,9	1.206	697	1.403	201,3	116,3	1,2	1,2
Oman ²⁾	477	339	433	127,7	90,8	1.263	956	1.102	115,3	87,3	0,9	2,5
Saudi Arabia	393	156	309	198,1	78,6	945	418	883	211,2	93,4	0,7	2,9
United Arab Emirates ¹⁾	3.681	333	2.619	786,5	71,1	9.116	1.081	7.733	715,4	84,8	6,4	3,0
Other Asian countries	828	713	1747*	245,0	211,0	1.595	1.299	2811*	216,4	176,2	2,3	1,6
Australia	87	172	118	68,6	135,6	254	455	271	59,6	106,7	0,2	2,3
New Zealand	15	12	20	166,7	133,3	37	14	27	192,9	73,0	0,0	1,4
Other countries of Oceania	14	-	52	-	371,4	50	-	62	-	124,0	0,1	0,0

1) The 2016 Bahrain, Qatar and United Arab Emirates are separately from Other Asian countries and presented individually

2) The 2017 Malaysia and Oman are separately from Other Asian countries and presented individually

*correct data

Foreign tourist nights and arrivals, by country of residence, February 2018

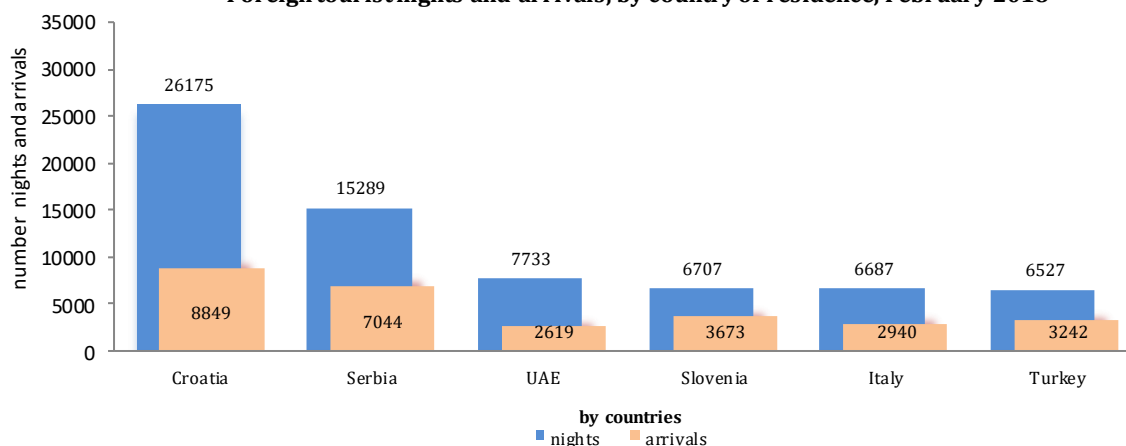


Table 3: Tourist arrivals and nights according to the classification of activities ¹⁾

	Arrivals					Nights					III 2018
	III 2017	II 2018	III 2018	Indices III 2018 II 2018	Indices III 2018 III 2017	III 2017	II 2018	III 2018	Indices III 2018 II 2018	Indices III 2018 III 2017	Structure of nights %
Total	75.521	64.382	87.248	135,5	115,5	156.256	148.391	181.661	122,4	116,3	100,0
Hotels and similar accommodation	71.494	60.897	82.514	135,5	115,4	145.081	136.665	166.683	122,0	114,9	91,8
Holiday and other short-stay accommodation	2.711	2.397	3.161	131,9	116,6	5.487	5.456	6.871	125,9	125,2	3,8
Camps and camping grounds	64	-	-	-	-	156	-	-	-	-	-
Other accommodation	1.252	1.088	1.573	144,6	125,6	5.532	6.270	8.107	129,3	146,5	4,5
Domestic tourist	29.950	27.125	33.091	122,0	110,5	52.213	52.789	61.516	116,5	117,8	33,9
Hotels and similar accommodation	28.207	25.198	30.633	121,6	108,6	48.091	45.356	53.315	117,5	110,9	29,3
Holiday and other short-stay accommodation	1.175	1.041	1.232	118,3	104,9	1.736	2.151	2.087	97,0	120,2	1,1
Camps and camping grounds	5	-	-	-	-	12	-	-	-	-	-
Other accommodation	563	886	1.226	138,4	217,8	2.374	5.282	6.114	115,8	257,5	3,4
Foreign tourist	45.571	37.257	54.157	145,4	118,8	104.043	95.602	120.145	125,7	115,5	66,1
Hotels and similar accommodation	43.287	35.699	51.881	145,3	119,9	96.990	91.309	113.368	124,2	116,9	62,4
Holiday and other short-stay accommodation	1.536	1.356	1.929	142,3	125,6	3.751	3.305	4.784	144,8	127,5	2,6
Camps and camping grounds	59	-	-	-	-	144	-	-	-	-	-
Other accommodation	689	202	347	171,8	50,4	3.158	988	1.993	201,7	63,1	1,1

¹⁾ The Classification of Economic Activities of BiH 2010

Table 4: Tourist arrivals and nights, by organisation of tourist arrivals

	Individual arrangement						Organised trip					
	Arrivals tourist			Nights tourist			Arrivals tourist			Nights tourist		
	III 2017	III 2018	Indices III 2018 III 2017	III 2017	III 2018	Indices III 2018 III 2017	III 2017	III 2018	Indices III 2018 III 2017	III 2017	III 2018	Indices III 2018 III 2017
Total	56.471	66.998	118,6	120.211	143.352	119,3	19.050	20.250	106,3	36.045	38.309	106,3
Domestic tourist	24.780	27.975	112,9	43.375	52.232	120,4	5.170	5.116	99,0	8.838	9.284	105,0
Foreign tourist	31.691	39.023	123,1	76.836	91.120	118,6	13.880	15.134	109,0	27.207	29.025	106,7

NOTES ON METHODOLOGY**The purpose of the statistical survey**

The purpose of the statistical survey is to monitor the tourist activity realised in commercial accommodation establishments and to provide internationally comparable BiH's statistics of tourism in accordance with current EU Regulations for the tourism statistics.

Observation units

Observation units are all business entities /legal units which are, by the main activity, registered in accommodation activity (division 55 - KD BiH 2010), persons as well as households that rent accommodation establishments to tourists. For the purpose of the survey, Classification of Activities in Bosnia and Herzegovina - KD BiH 2010 was used, and it is fully compliant with the European Classification of Economic Activities - NACE Rev. 2.

Coverage

Reporting units are all business entities (enterprises, entrepreneurs, institutions, associations etc.) and parts thereof engaged in providing accommodation services in tourism registered according to the CA BiH 2010 under section : 55.1 (hotels and similar accommodation), 55.2 (holiday and other short - stay accommodation), 55.3 (camps and camping grounds), 55.9 (other accommodation), health institutions for their facilities in which persons stay for medical rehabilitation (costs are on persons themselves), business entities and parts thereof engaged in tourist stay in rural households, houses, camps, apartments and rooms directly rented by private persons/households. Survey covers the entire territory of Bosnia and Herzegovina.

Source and methods of data collection

Data on turnover of tourists (number of tourist arrivals and tourist nights) are collected from regular monthly report (TU-11 form). Reports are usually made on the basis of reception records in guest books, entities and their parts engaged in organising and arranging of tourists.

Definitions

Tourism means the activity of visitors taking a trip to a main destination outside their usual environment for less than a year, for leisure, business or other personal purpose other than to be employed by a resident entity in the place visited.

Tourist is every person who, outside his place of permanent residence, spends one night in a hotel or some other accommodation facility for reasons of rest, recreation, health, study, sport, religion, family, business, public tasks or meeting.

Residence is a place where a person came with the intention of permanent stay. Tourist is registered in every place or establishment where he stays and, therefore, in case he/she changes the place or establishment, he/she must register again, which results in data ambiguity. Consequently, the statistics register the number of tourist arrivals and not the number of tourists.

Domestic tourist is a person with permanent residence in the BiH who spends at least one night in a hotel or some other accommodation establishment outside their place or residence.

Foreign tourist is every person with permanent residence outside in BiH who temporarily resides in BiH and who spends at least one night in a hotel or some other accommodation establishment.

Tourist arrivals refer to the number of persons (tourists) who arrived and registered their stay in an accommodation establishment.

Tourist nights refer to every registered overnight stay of a person (tourist) in an accommodation establishment.

Accommodation capacities are presented as the number of rooms, apartments and camping sites, and the number of permanent beds.

Permanent beds are those that are regularly ready-made for renting to guests.

Occupancy rate of permanent beds (net) in the reference period is obtained by dividing the total number of nights by the number of beds on offer and the number of days when the beds are actually available for use during the reference period. The data are expressed as a percentage.

Organization of tourist arrivals represent the way of organising touristic arrangements. Depending on the way of organising, touristic arrangement can be individual or organised (travel agency).

Symbols

- no occurrence

0,0 value not zero but less than 0,05 unit of measure use

Published and printed by the Agency for Statistics of the Bosnia and Herzegovina, 71000 Sarajevo, Zelenih beretki 26

Phone: +387 (33) 911 911 · Telefax: +387 (33) 220 622

E-mail : bhas@bhas.gov.ba · Web site: <http://www.bhas.gov.ba>

Person responsible: M.Sc. Velimir Jukić, director

Prepared by: Ms. Azra Demirović- Bander

First Release data are also published on the Internet
