



# FIRST RELEASE



Users are kindly requested to mention the data source

YEAR X

SARAJEVO, 06.02.2018.

NUMBER 11

## TOURISM STATISTICS

### Cumulative data, January - December 2017

In the period from January - December 2017 tourists realised 1,307.319 tourists arrivals which represent the increase by 13.7% and 2,677,125 overnight stays which is increase by 12.3% as compared to the same period of 2016.

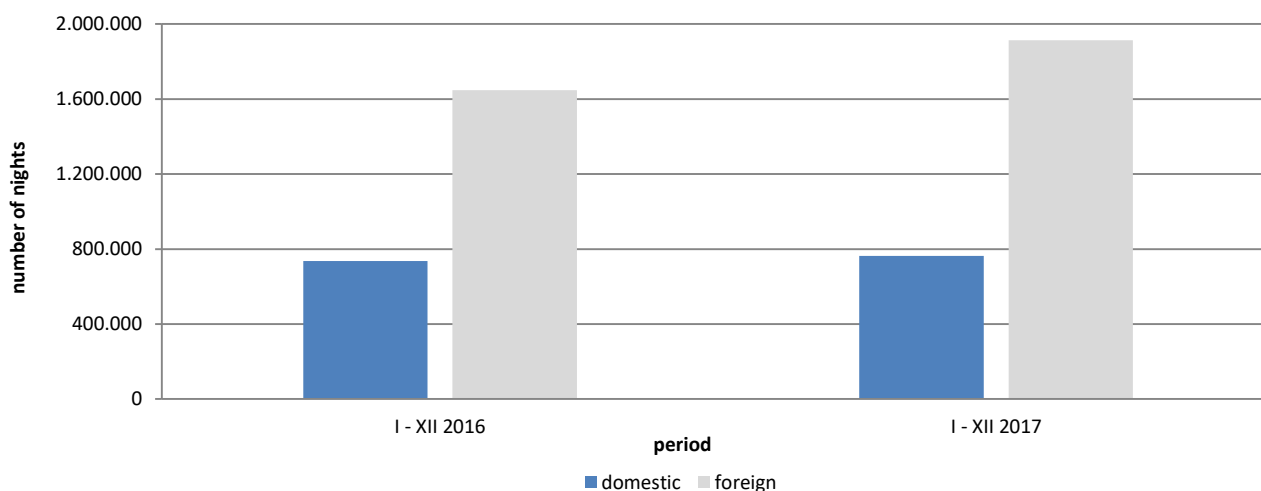
The number of domestic tourist nights increased by 3.8% and the number of foreign tourist nights increased by 16.2% as compared to the same period of 2016. Domestic tourists share of total number of overnight stays was 28.5% and foreign tourists share was 71.5%.

Concerning the structure of foreign tourist nights, the most of them (48.3%) were realised by tourists from Croatia (11.8%), Serbia (8.1%), Turkey (7.3%), Italy (5.7%), Slovenia and UEA (5.3%). Tourists from other countries realised 51.7% of tourist nights.

Regarding the average detention of foreign tourist stays in our country, on the first place comes Malta with average stay of 5.8 nights, Kuwait 3.7 nights, Ireland 3.5 nights, Iran and Qatar by 3.3 nights and France and Romania by 3.1 nights.

According to the type of accommodation facility the highest number of nights was recorded in Hotels and similar accommodation with share of 92.2%.

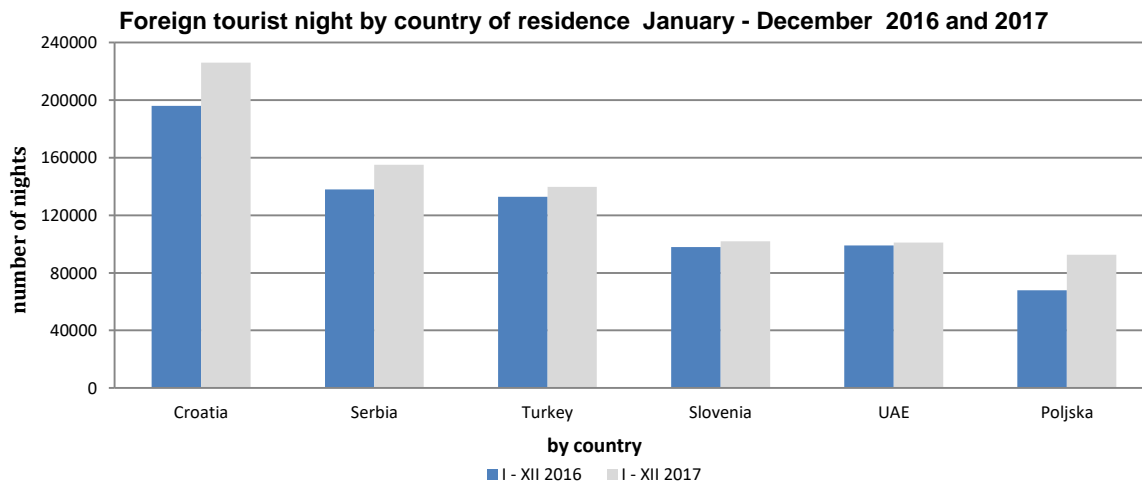
Tourist nights, January - December 2016 and 2017



**Tabela 1: Dolasci i noćenja turista**

	DOLASCI			NOĆENJA			I - XII 2017	
	I - XII 2016*	I - XII 2017	Indeksi $\frac{I - XII 2017}{I - XII 2016}$	I - XII 2016*	I - XII 2017	Indeksi $\frac{I - XII 2017}{I - XII 2016}$	Struktura noćenja %	Prosječan broj noćenja po dolasku
	<b>UKUPNO</b>	<b>1.150.039</b>	<b>1.307.319</b>	<b>113,7</b>	<b>2.383.056</b>	<b>2.677.125</b>	<b>112,3</b>	<b>100,0</b>
<b>Domaći turisti</b>	371.911	384.269	103,3	735.781	763.681	103,8	28,5	2,0
<b>Strani turisti</b>	778.128	923.050	118,6	1.647.275	1.913.444	116,2	71,5	2,1

\*podaci za predhodni period su revidirani


**Table 2: Tourist arrivals and nights by country of residence**

	Arrivals			Nights			I - XII 2017	
	I - XII 2016*	I - XII 2017	Indices $\frac{I - XII 2017}{I - XII 2016}$	I - XII 2016*	I - XII 2017	Indices $\frac{I - XII 2017}{I - XII 2016}$	Structure of nights %	Average number of nights by arrivals
<b>TOTAL</b>	<b>778.128</b>	<b>923.050</b>	<b>118,6</b>	<b>1.647.275</b>	<b>1.913.444</b>	<b>116,2</b>	<b>100,0</b>	<b>2,1</b>
Albania	3.641	3.932	108,0	6.705	8.832	131,7	0,5	2,2
Austria	20.697	23.889	115,4	39.094	45.329	115,9	2,4	1,9
Belgium	3.718	6.122	164,7	9.110	13.049	143,2	0,7	2,1
Bulgaria	6.560	8.790	134,0	11.546	14.114	122,2	0,7	1,6
Montenegro	12.294	14.184	115,4	29.585	31.805	107,5	1,7	2,2
Czech Republic	5.077	5.467	107,7	9.967	9.987	100,2	0,5	1,8
Denmark	3.318	4.256	128,3	8.220	10.741	130,7	0,6	2,5
Estonia	405	525	129,6	812	1.169	144,0	0,1	2,2
Finland	1.671	1.825	109,2	3.336	3.651	109,4	0,2	2,0
France	14.147	15.851	112,0	39.805	49.466	124,3	2,6	3,1
Greece	6.205	5.121	82,5	12.363	11.419	92,4	0,6	2,2
Netherlands	10.027	13.109	130,7	24.987	35.478	142,0	1,9	2,7
Croatia	86.257	96.965	112,4	195.927	226.126	115,4	11,8	2,3
Ireland	3.413	3.871	113,4	11.855	13.434	113,3	0,7	3,5
Iceland	249	171	68,7	695	350	50,4	0,0	2,0
Italy	42.207	43.712	103,6	106.868	108.660	101,7	5,7	2,5
Cyprus	797	552	69,3	1.235	846	68,5	0,0	1,5

(continued on next page)

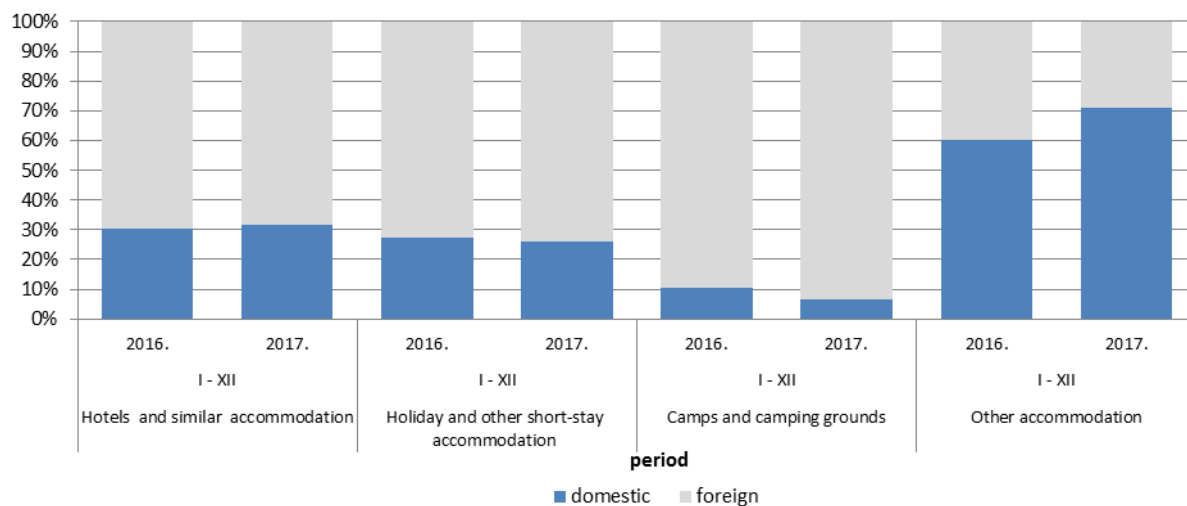
(continued)

	Arrivals			Nights			I - XII 2017	
	I - XII 2016*	I - XII 2017	Indices I - XII 2017 I - XII 2016	I - XII 2016*	I - XII 2017	Indices I - XII 2017 I - XII 2016	Structure of nights %	Average number of nights by arrivals
Latvia	625	718	114,9	1.633	1.444	88,4	0,1	2,0
Lithuania	1.018	1.126	110,6	3.510	1.583	45,1	0,1	1,4
Luxembourg	460	512	111,3	1.025	1.189	116,0	0,1	2,3
Hungary	9.715	11.956	123,1	19.214	24.540	127,7	1,3	2,1
FYR of Macedonia	7.429	8.186	110,2	15.932	16.435	103,2	0,9	2,0
Malta	575	546	95,0	3.158	3.185	100,9	0,2	5,8
Norway	3.859	4.914	127,3	8.668	11.064	127,6	0,6	2,3
Germany	29.088	34.607	119,0	65.992	75.918	115,0	4,0	2,2
Poland	31.635	39.811	125,8	67.951	92.485	136,1	4,8	2,3
Portugal	2.052	1.973	96,2	3.263	3.567	109,3	0,2	1,8
Romania	4.340	4.556	105,0	9.822	14.112	143,7	0,7	3,1
Russian Federation	3.989	5.268	132,1	8.357	10.893	130,3	0,6	2,1
Slovakia	2.348	3.322	141,5	4.732	6.394	135,1	0,3	1,9
Slovenia	50.590	55.511	109,7	97.984	101.826	103,9	5,3	1,8
Serbia	69.326	77.852	112,3	138.047	155.101	112,4	8,1	2,0
Spain	8.485	10.473	123,4	18.414	21.384	116,1	1,1	2,0
Switzerland (including Liechtenstein)	8.605	9.858	114,6	17.958	20.404	113,6	1,1	2,1
Sweden	9.928	12.324	124,1	22.427	28.724	128,1	1,5	2,3
Turkey	83.333	90.712	108,9	132.775	139.725	105,2	7,3	1,5
United Kingdom	10.277	12.715	123,7	22.972	29.715	129,4	1,6	2,3
Ukraine	1.241	1.742	140,4	2.728	3.477	127,5	0,2	2,0
Other European countries	3.719	2.682	72,1	9.371	6.124	65,4	0,3	2,3
Egypt	931	1.190	127,8	2.332	2.732	117,2	0,1	2,3
South Africa	247	429	173,7	953	916	96,1	0,0	2,1
Other African countries	1.219	1.654	135,7	3.101	4.696	151,4	0,2	2,8
Canada	4.452	6.345	142,5	8.875	12.672	142,8	0,7	2,0
USA	21.040	25.926	123,2	45.966	56.968	123,9	3,0	2,2
Other Northern American countries	402	746	185,6	870	1.338	153,8	0,1	1,8
Brazil	2.511	3.631	144,6	4.454	6.511	146,2	0,3	1,8
Other Southern and Central	4.210	5.611	133,3	8.631	11.297	130,9	0,6	2,0
Bahrain <sup>1)</sup>	8.462	8.150	96,3	24.692	23.367	94,6	1,2	2,9
India	1.975	1.700	86,1	4.059	3.879	95,6	0,2	2,3
Iran	301	348	115,6	711	1.164	163,7	0,1	3,3
Israel	2.754	7.925	287,8	5.436	16.615	305,6	0,9	2,1
Japan	6.137	6.651	108,4	8.186	8.903	108,8	0,5	1,3
Republic of Korea	41.857	52.056	124,4	46.949	56.375	120,1	2,9	1,1
Qatar <sup>1)</sup>	3.762	2.338	62,1	14.261	7.797	54,7	0,4	3,3
China	13.305	31.776	238,8	16.629	37.191	223,7	1,9	1,2
Kuwait	14.449	10.274	71,1	49.983	38.304	76,6	2,0	3,7
Malaysia <sup>1)</sup>	18.362	24.402	132,9	44.826	61.484	137,2	3,2	2,5
Oman <sup>1)</sup>	33.924	33.895	99,9145148	99.094	101.018	101,9415908	5,3	3,0
Saudi Arabia	25.595	48.127	188,0	52.016	87.136	168	4,6	1,8
United Arab Emirates <sup>1)</sup>	-	14.212	-	-	17.816	-	0,9	1,3
Other Asian countries	-	14.052	-	-	34.621	-	1,8	2,5
Australia	7.467	8.632	115,6	14.705	16.348	111,2	0,9	1,9
New Zealand	785	1.048	133,5	1.381	1.906	138,0	0,1	1,8
Other countries of Oceania	661	490	74,1	1.122	1.082	96,4	0,1	2,2

\* final data

**1) The 2017 Bahrain, Qatar, Malaysia, Oman, United Arab Emirates are shown separately from Other Asian countries and presented individually.**

**Structure of tourist nights, according to the classification of activities 1), January - December 2016 and 2017**



**Table 3: Tourist arrivals and nights according to the classification of activities 1)**

	Arrivals			Nights			I - XII 2017
	I - XII 2016*	I - XII 2017	Indices I - XII 2017 I - XII 2016	I - XII 2016*	I - XII 2017	Indices I - XII 2017 I - XII 2016	Structure of nights %
<b>TOTAL</b>	<b>1.150.039</b>	<b>1.307.319</b>	<b>113,7</b>	<b>2.383.056</b>	<b>2.677.125</b>	<b>112,3</b>	<b>100,0</b>
Hotels and similar accommodation	1.076.866	1.226.719	113,9	2.199.242	2.469.618	112,3	92,2
Holiday and other short-stay accommodation	40.480	46.533	115,0	85.666	102.685	119,9	3,8
Camps and camping grounds	12.090	12.656	104,7	21.308	22.139	103,9	0,8
Other accommodation	20.603	21.411	103,9	76.840	82.683	107,6	3,1
<b>Domestic tourists</b>	<b>371.911</b>	<b>384.269</b>	<b>103,3</b>	<b>735.781</b>	<b>763.681</b>	<b>103,8</b>	<b>28,5</b>
Hotels and similar accommodation	346.244	356.658	103,0	663.614	684.083	103,1	25,6
Holiday and other short-stay accommodation	13.870	14.617	105,4	23.474	24.566	104,7	0,9
Camps and camping grounds	1.995	1.055	52,9	2.275	1.349	59,3	0,1
Other accommodation	9.802	11.939	121,8	46.418	53.683	115,7	2,0
<b>Foreign tourist</b>	<b>778.128</b>	<b>923.050</b>	<b>118,6</b>	<b>1.647.275</b>	<b>1.913.444</b>	<b>116,2</b>	<b>71,5</b>
Hotels and similar accommodation	730.622	870.061	119,1	1.535.628	1.785.535	116,3	66,7
Holiday and other short-stay accommodation	26.610	31.916	119,9	62.192	78.119	125,6	2,9
Camps and camping grounds	10.095	11.601	114,9	19.033	20.790	109,2	0,8
Other accommodation	10.801	9.472	87,7	30.422	29.000	95,3	1,1

\*final data

<sup>1)</sup> The Classification of Economic Activities of BiH 2010

## NOTES ON METHODOLOGY

### The purpose of the statistical survey

The purpose of the statistical survey is to monitor the tourist activity realised in commercial accommodation establishments and to provide internationally comparable BiH's statistics of tourism in accordance with current EU Regulations for the tourism statistics.

### Observation units

Observation units are all business entities /legal units which are, by the main activity, registered in accommodation activity (division 55 - KD BiH 2010), persons as well as households that rent accommodation establishments to tourists. For the purpose of the survey, Classification of Activities in Bosnia and Herzegovina - KD BiH 2010 was used, and it is fully compliant with the European Classification of Economic Activities - NACE Rev. 2.

### Coverage

Reporting units are all business entities (enterprises, entrepreneurs, institutions, associations etc.) and parts thereof engaged in providing accommodation services in tourism registered according to the CA BiH 2010 under section : 55.1 (hotels and similar accommodation), 55.2 (holiday and other short - stay accommodation), 55.3 (camps and camping grounds), 55.9 (other accommodation), health institutions for their facilities in which persons stay for medical rehabilitation (costs are on persons themselves), business entities and parts thereof engaged in tourist stay in rural households, houses, camps, apartments and rooms directly rented by private persons/households. Survey covers the entire territory of Bosnia and Herzegovina.

### Source and methods of data collection

Data on turnover of tourists (number of tourist arrivals and tourist nights) are collected from regular monthly report (TU-11 form). Reports are usually made on the basis of reception records in guest books, entities and their parts engaged in organising and arranging of tourists.

### Definitions

**Tourism** means the activity of visitors taking a trip to a main destination outside their usual environment for less than a year, for leisure, business or other personal purpose other than to be employed by a resident entity in the place visited.

**Tourist** is every person who, outside his place of permanent residence, spends one night in a hotel or some other accommodation facility for reasons of rest, recreation, health, study, sport, religion, family, business, public tasks or meeting.

**Residence** is a place where a person came with the intention of permanent stay. Tourist is registered in every place or establishment where he stays and, therefore, in case he/she changes the place or establishment, he/she must register again, which results in data ambiguity. Consequently, the statistics register the number of tourist arrivals and not the number of tourists.

**Domestic tourist** is a person with permanent residence in the BiH who spends at least one night in a hotel or same other accommodation establishment outside their place or residence.

**Foreign tourist** is every person with permanent residence outside in BiH who temporarily resides in BiH and who spends at least one night in a hotel or same other accommodation establishment.

### Symbols

- no occurrence

0,0 value not zero but less than 0,05 unit of measure use

---

Published and printed by the Agency for Statistics of the Bosnia and Herzegovina, 71000 Sarajevo, Zelenih beretki 26

Phone: +387 (33) 911 911 · Telefax: +387 (33) 220 622

E-mail : [bhas@bhas.ba](mailto:bhas@bhas.ba) · Web site: <http://www.bhas.ba>

Person responsible: M.Sc. Velimir Jukić, director

Prepared by: Ms. Azra Demirović

First Release data are also published on the Internet

---