



# FIRST RELEASE



Users are kindly requested to mention the data source

YEAR XI

SARAJEVO, 11.05.2018.

NUMBER 02

## TOURISM STATISTICS

### Cumulative data, January –March 2018

In the period from January – March 2018 tourists realised 215,767 tourists arrivals which represent the increase by 15.5% and 478,311 overnight stays which is increase by 18.8% as compared to the same period of 2017.

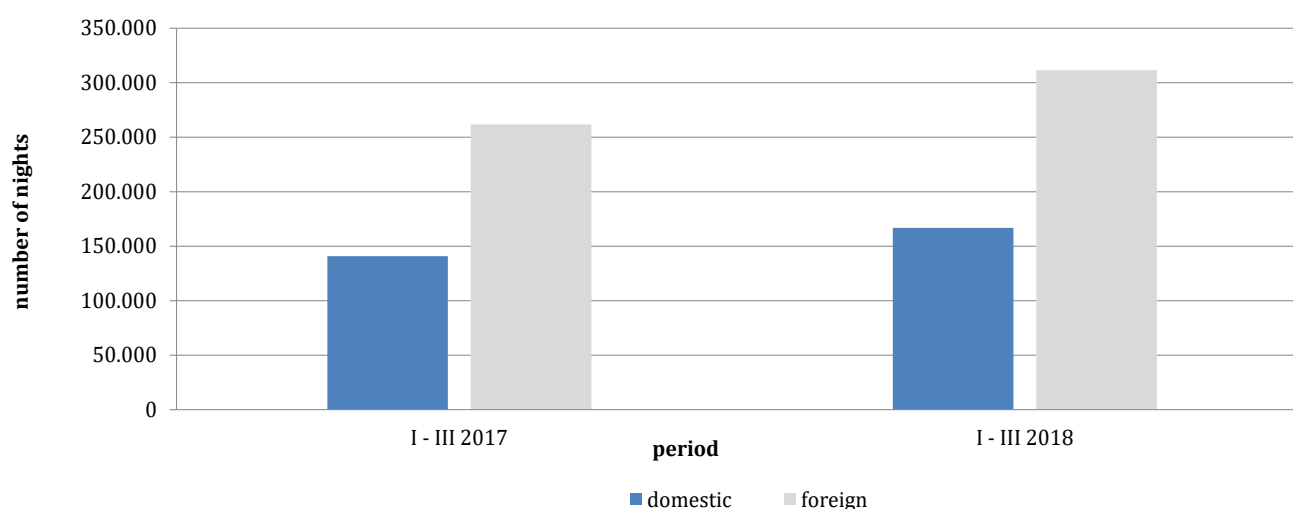
The number of domestic tourist nights increased by 18.5% and number of foreign tourist nights increased by 19.0% as compared to the same period of 2017. Domestic tourist's share of total number of overnight stays was 34.9% and foreign tourists share was 65.1%.

Concerning the structure of foreign tourist nights, most of them (69.9%) were realised by tourists from Croatia (26.9%), Serbia (16.7%), Slovenia (6.3%), Turkey (5.7%), Italy (4.0%), United Arab Emirates (3.6%), Germany (3.5%) and Montenegro (3.2%). Tourists from other countries realised 30.1 of tourist nights.

Regarding the average detention of foreign tourist stays, on the first place comes Kuwait with average stay of 3.6 nights, Qatar with 3.5 nights, Netherlands with 3.4 nights, Romania with 3.1 nights and United Arab Emirates with 3.0 nights.

According to the type of accommodation facility the highest number of nights was recorded in Hotels and similar accommodation with share of 91.7%.

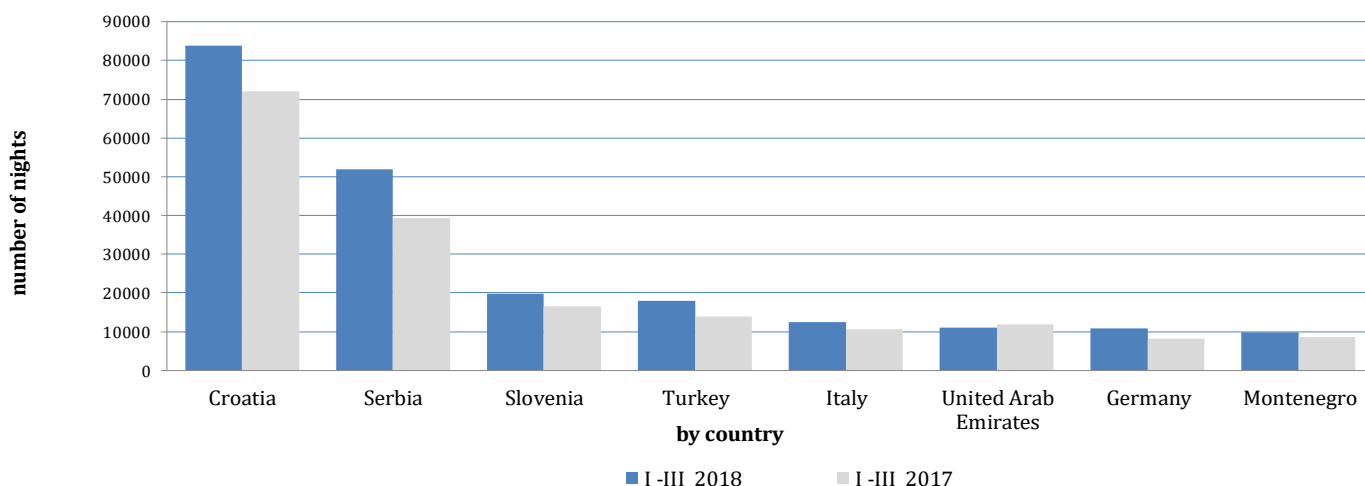
Tourist nights, January - March  
2017 and 2018



**Table1 : Tourist arrivals and nights**

	ARRIVALS			NIGHTS			I - III 2018	
	I - III 2017	I - III 2018	Indices $\frac{I-III\ 2018}{I-III\ 2017}$	I - III 2017	I - III 2018	Indices $\frac{I-III\ 2018}{I-III\ 2017}$	Structure of nights %	Average number of nights by arrivals
<b>TOTAL</b>	<b>186,881</b>	<b>215,767</b>	<b>115.5</b>	<b>402,553</b>	<b>478,311</b>	<b>118.8</b>	<b>100.0</b>	<b>2.2</b>
Domestic tourist	76,748	84,955	110.7	140,847	166,854	118.5	34.9	2.0
Foreign tourist	110,133	130,812	118.8	261,706	311,457	119.0	65.1	2.4

**Foreign tourist nights by country of residence January - March 2017. i 2018.**



**Table 2 : Foreign tourist arrivals and nights by country of residence**

	ARRIVALS			NIGHTS			I - III 2018	
	I - III 2017*	I - III 2018	Indices $\frac{I-III\ 2018}{I-III\ 2017}$	I - III 2017*	I - III 2018	Indices $\frac{I-III\ 2018}{I-III\ 2017}$	Structure of nights %	Average number of nights by arrivals
<b>TOTAL</b>	<b>110,133</b>	<b>130,812</b>	<b>118.8</b>	<b>261,706</b>	<b>311,457</b>	<b>119.0</b>	<b>100.0</b>	<b>2.4</b>
Albania	905	812	89.7	1,826	1,409	77.2	0.5	1.7
Austria	2,976	3,951	132.8	5,675	7,833	138.0	2.5	2.0
Belgium	282	595	211.0	609	1,151	189.0	0.4	1.9
Bulgaria	820	616	75.1	1,872	1,193	63.7	0.4	1.9
Montenegro	3,595	4,476	124.5	8,535	9,878	115.7	3.2	2.2
Czech Republic	617	599	97.1	1,179	1,300	110.3	0.4	2.2
Denmark	377	859	227.9	1,663	2,475	148.8	0.8	2.9
Estonia	35	23	65.7	76	55	72.4	0.0	2.4
Finland	93	162	174.2	219	412	188.1	0.1	2.5
France	860	1,519	176.6	2,049	2,749	134.2	0.9	1.8
Greece	259	359	138.6	506	785	155.1	0.3	2.2
Netherlands	1,030	1,191	115.6	2,384	4,001	167.8	1.3	3.4
Croatia	25,317	28,996	114.5	72,137	83,812	116.2	26.9	2.9
Ireland	221	372	168.3	574	786	136.9	0.3	2.1
Iceland	20	47	235.0	50	120	240.0	0.0	2.6

(continued on next page)

(continued)

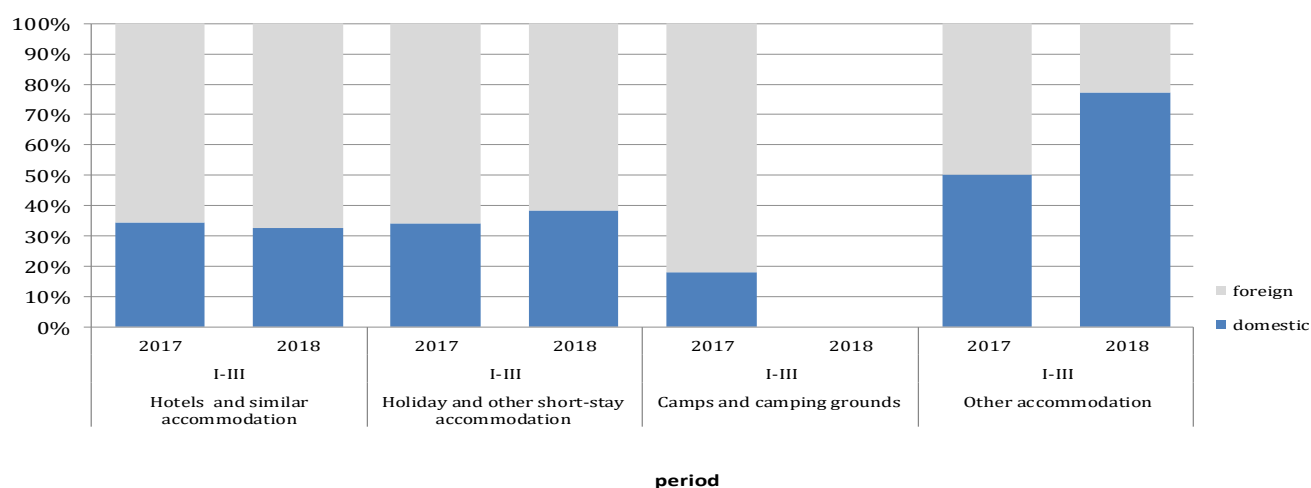
	ARRIVALS			NIGHTS			I - III 2018	
	I - III 2017*	I - III 2018	Indices <u>I - III 2018</u> I - III 2017	I - III 2017*	I - III 2018	Indices <u>I - III 2018</u> I - III 2017	Structure of nights %	Average number of nights by arrivals
Italy	4,703	5,468	116.3	10,541	12,506	118.6	4.0	2.3
Cyprus	38	30	78.9	85	63	74.1	0.0	2.1
Latvia	26	32	123.1	65	64	98.5	0.0	2.0
Lithuania	40	48	120.0	74	121	163.5	0.0	2.5
Luxembourg	45	90	200.0	91	164	180.2	0.1	1.8
Hungary	951	1,318	138.6	2,322	3,173	136.6	1.0	2.4
FYR of Macedonia	1,510	1,568	103.8	3,619	3,222	89.0	1.0	2.1
Malta	21	17	81.0	75	48	64.0	0.0	2.8
Norway	455	369	81.1	1,249	875	70.1	0.3	2.4
Germany	3,608	4,778	132.4	8,271	10,861	131.3	3.5	2.3
Poland	977	825	84.4	2,051	2,048	99.9	0.7	2.5
Portugal	111	149	134.2	256	373	145.7	0.1	2.5
Romania	498	697	140.0	1,218	2,135	175.3	0.7	3.1
Russian Federation	630	967	153.5	1,548	2,120	137.0	0.7	2.2
Slovakia	361	427	118.3	678	859	126.7	0.3	2.0
Slovenia	8,027	9,615	119.8	16,574	19,746	119.1	6.3	2.1
Serbia	15,942	20,582	129.1	39,385	51,858	131.7	16.7	2.5
Spain	446	1,024	229.6	875	1,768	202.1	0.6	1.7
Switzerland (including Liechtenstein)	1,017	1,236	121.5	2,272	2,878	126.7	0.9	2.3
Sweden	1,240	1,534	123.7	3,273	3,849	117.6	1.2	2.5
Turkey	6,017	7,825	130.0	13,792	17,895	129.7	5.7	2.3
United Kingdom	1,467	1,497	102.0	4,002	3,676	91.9	1.2	2.5
Ukraine	248	188	75.8	538	482	89.6	0.2	2.6
Other European countries	468	435	92.9	1,014	915	90.2	0.3	2.1
Egypt	147	164	111.6	393	450	114.5	0.1	2.7
South Africa	54	28	51.9	144	60	41.7	0.0	2.1
Other African countries	272	376	138.2	593	1,549	261.2	0.5	4.1
Canada	350	320	91.4	755	748	99.1	0.2	2.3
USA	2,851	2,463	86.4	5,981	5,464	91.4	1.8	2.2
Other Northern American countries	92	70	76.1	141	108	76.6	0.0	1.5
Brazil	261	213	81.6	613	368	60.0	0.1	1.7
Other Southern and Central American countries	403	388	96.3	697	908	130.3	0.3	2.3
Bahrain <sup>1)</sup>	897	756	84.3	2,969	2,130	71.7	0.7	2.8
India	156	261	167.3	475	690	145.3	0.2	2.6
Iran	68	146	214.7	192	354	184.4	0.1	2.4
Israel	232	301	129.7	481	515	107.1	0.2	1.7
Japan	566	665	117.5	767	815	106.3	0.3	1.2
Republic of Korea	5,318	3,629	68.2	5,903	3,745	63.4	1.2	1.0
Qatar <sup>1)</sup>	310	414	133.5	1,075	1,439	133.9	0.5	3.5
China	1,584	3,537	223.3	2,317	4,610	199.0	1.5	1.3
Kuwait	831	880	105.9	2,566	3,128	121.9	1.0	3.6
Malaysia 2)	1,285	1,949	151.7	1,806	2,474	137.0	0.8	1.3
Oman 2)	1,037	1,100	106.1	3,043	2,862	94.1	0.9	2.6
Saudi Arabia	686	679	99.0	1,790	1,915	107.0	0.6	2.8
United Arab Emirates <sup>1)</sup>	4,601	3,659	79.5	11,864	11,075	93.3	3.6	3.0
Other Asian countries	1,516	2,975	196.2	2,919	5,064	173.5	1.6	1.7
Australia	309	442	143.0	821	1,202	146.4	0.4	2.7
New Zealand	37	48	129.7	115	59	51.3	0.0	1.2
Other countries of Oceania	17	53	311.8	64	67	104.7	0.0	1.3

<sup>1)</sup> Since 2016, Bahrain, Qatar and United Arab Emirates have been detached from other Asian countries and are now observed separately.

<sup>2)</sup> Since 2017, Malaysia and Oman have been detached from other Asian countries and are now observed separately

\*) final data

**Structure of tourists nights according to the classification of activity 1) January - March  
2017. i 2018.**



**Table 3 : Tourist arrivals and nights according to the classification of activities <sup>1)</sup>**

	ARRIVALS			NIGHTS			I - III 2018
	I - III 2017	I - III 2018	Indices $\frac{I - III 2018}{I - III 2017}$	I - III 2017	I - III 2018	Indices $\frac{I - III 2018}{I - III 2017}$	Structure of nights %
<b>TOTAL</b>	<b>186,881</b>	<b>215,767</b>	<b>115.5</b>	<b>402,553</b>	<b>478,311</b>	<b>118.8</b>	<b>100.0</b>
Hotels and similar accommodation	177,674	203,471	114.5	376,095	438,700	116.6	91.7
Holiday and other short-stay accommodation	6,337	8,496	134.1	13,886	18,828	135.6	3.9
Camps and camping grounds	127	-	-	267	-	-	-
Other accommodation	2,743	3,800	138.5	12,305	20,783	168.9	4.3
<b>Domestic tourists</b>	<b>76,748</b>	<b>84,955</b>	<b>110.7</b>	<b>140,847</b>	<b>166,854</b>	<b>118.5</b>	<b>34.9</b>
Hotels and similar accommodation	72,175	78,116	108.2	129,886	143,562	110.5	30.0
Holiday and other short-stay accommodation	3,033	3,857	127.2	4,723	7,242	153.3	1.5
Camps and camping grounds	35	-	-	48	-	-	-
Other accommodation	1,505	2,982	198.1	6,190	16,050	259.3	3.4
<b>Foreign tourist</b>	<b>110,133</b>	<b>130,812</b>	<b>118.8</b>	<b>261,706</b>	<b>311,457</b>	<b>119.0</b>	<b>65.1</b>
Hotels and similar accommodation	105,499	125,355	118.8	246,209	295,138	119.9	61.7
Holiday and other short-stay accommodation	3,304	4,639	140.4	9,163	11,586	126.4	2.4
Camps and camping grounds	92	-	-	219	-	-	-
Other accommodation	1,238	818	66.1	6,115	4,733	77.4	1.0

<sup>1)</sup> The Classification of Economic Activities of BiH 2010

## **NOTES ON METHODOLOGY**

### **The purpose of the statistical survey**

The purpose of the statistical survey is to monitor the tourist activity realised in commercial accommodation establishments and to provide internationally comparable BiH's statistics of tourism in accordance with current EU standards for the tourism statistics.

### **Observation units**

Observation units are all business entities /legal units which are, by the main activity, registered in accommodation activity (division 55 - KD BiH 2010), persons as well as households that rent accommodation establishments to tourists. For the purpose of the survey, Classification of Activities in Bosnia and Herzegovina - KD BiH 2010 was used, and it is fully compliant with the European Classification of Economic Activities - NACE Rev. 2.

### **Coverage**

Reporting units are all business entities (enterprises, entrepreneurs, institutions, associations etc.) and parts thereof engaged in providing accommodation services in tourism registered according to the CA BiH 2010 under section : 55.1 (hotels and similar accommodation), 55.2 (holiday and other short - stay accommodation), 55.3 (camps and camping grounds), 55.9 (other accommodation), health institutions for their facilities in which persons stay for medical rehabilitation (costs are on persons themselves), business entities and parts thereof engaged in tourist stay in rural households, houses, camps, apartments and rooms directly rented by private persons/households. Survey covers the entire territory of Bosnia and Herzegovina.

### **Source and methods of data collection**

Data on turnover of tourists (number of tourist arrivals and tourist nights) are collected from regular monthly report (TU-11 form). Reports are usually made on the basis of reception records in guest books, entities and their parts engaged in organising and arranging of tourists.

### **Definitions**

**Tourism** means the activity of visitors taking a trip to a main destination outside their usual environment for less than a year, for leisure, business or other personal purpose other than to be employed by a resident entity in the place visited.

**Tourist** is every person who, outside his place of permanent residence, spends one night in a hotel or some other accommodation facility for reasons of rest, recreation, health, study, sport, religion, family, business, public tasks or meeting.

**Residence** is a place where a person came with the intention of permanent stay. Tourist is registered in every place or establishment where he stays and, therefore, in case he/she changes the place or establishment, he/she must register

again, which results in data ambiguity. Consequently, the statistics register the number of tourist arrivals and not the number of tourists.

**Domestic tourist** is a person with permanent residence in the BiH who spends at least one night in a hotel or same other accommodation establishment outside their place or residence.

**Foreign tourist** is every person with permanent residence outside in BiH who temporarily resides in BiH and who spends at least one night in a hotel or same other accommodation establishment.

### **Symbols**

- no occurrence

0,0 value not zero but less than 0,05 unit of measure use

---

Published and printed by the Agency for Statistics of the Bosnia and Herzegovina, 71000 Sarajevo, Zelenih beretki 26

Phone: +387 (33) 911 911 · Telefax: +387 (33) 220 622

E-mail : [bhas@bhas.gov.ba](mailto:bhas@bhas.gov.ba) · Web site: <http://www.bhas.gov.ba>

Person responsible: M.Sc. Velimir Jukić, director

Prepared by: Ms. Jasmina Omić

First Release data are also published on the Internet

---