



Users are kindly requested to mention the data source

YEAR XI

SARAJEVO, 10.09.2018.

NUMBER 06

TOURISM STATISTICS

Cumulative data, January -July 2018

In the period from January - July 2018 tourists realised 811,660 tourists arrivals which represent the increase by 12.2% and 1,690,663 overnight stays which is increase by 14.3 as compared to the same period of 2017.

The number of domestic tourist nights increased by 16.6% and number of foreign tourist nights increased by 13.4% as compared to the same period of 2017. Domestic tourist's share of total number of overnight stays was 29.7% and foreign tourists share was 70.3%.

Concerning the structure of foreign tourist nights, most of them (53.2%) were realised by tourists from Croatia (12.9%), Serbia (9.0%), Turkey (7.4%), Slovenia (5.4%), United Arab Emirates (4.8%), Poland (4.7%), Germany (4.6%) and Italy (4.4%). Tourists from other countries realised 46.8% of tourist nights.

Regarding the average detention of foreign tourist stays, on the first place comes Qatar with average stay of 3.6 nights, Ireland with 3.5 nights, Kuwait with 3.4 nights and United Arab Emirates with 3.1 nights.

According to the type of accommodation facility the highest number of nights was recorded in Hotels and similar accommodation with share of 91.2%.

Tourists nights, January - July 2017. and 2018.

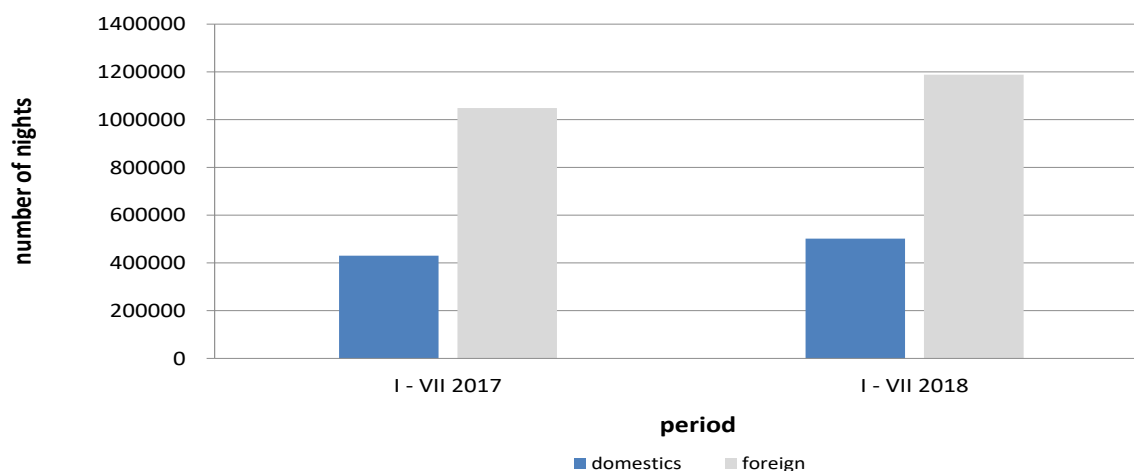


Table1 : Tourist arrivals and nights

	ARRIVALS			NIGHTS			I - VII 2018	
	I - VII* 2017	I - VII 2018	Indices <u>I-VII 2018</u> I-VII 2017	I - VII* 2017	I - VII 2018	Indices <u>I-VII 2018</u> I-VII 2017	Structure of nights %	Average number of nights by arrivals
TOTAL	723,141	811,660	112.2	1,479,203	1,690,663	114.3	100.0	2,1
Domestic tourist	215,232	233,618	108.5	430,584	502,047	116.6	29,7	2,1
Foreign tourist	507,909	578,042	113.8	1,048,619	1,188,616	113.4	70.3	2,1

*) final dana

Foreign tourist nights by country of residence January - July 2017. and 2018.

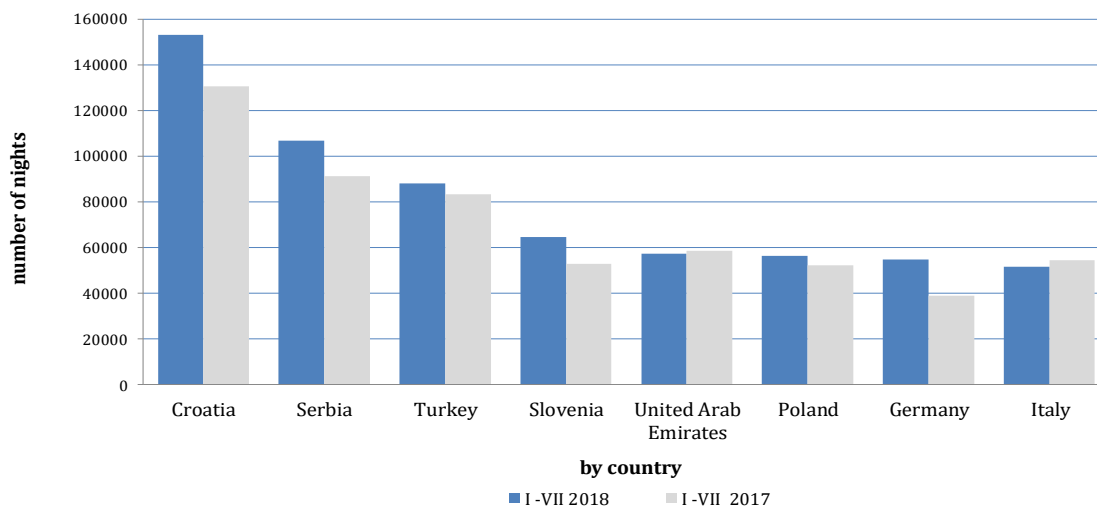


Table 2 : Foreign tourist arrivals and nights by country of residence

	ARRIVALS			NIGHTS			I - VII 2018	
	I - VII* 2017	I - VII 2018	Indices <u>I-VII 2018</u> I-VII 2017	I - VII* 2017	I - VII 2018	Indices <u>I-VII 2018</u> I-VII 2017	Structure of nights %	Average number of nights by arrivals
TOTAL	507,909	578,042	113.8	1,048,619	1,188,616	113.4	100.0	2,1
Albania	2,268	2,301	101.5	5,571	3,885	69.7	0.3	1,7
Austria	13,619	15,186	111.5	25,786	29,170	113.1	2.5	1,9
Belgium	3,458	3,993	115.5	7,345	9,227	125.6	0.8	2,3
Bulgaria	5,262	4,038	76.7	8,640	6,614	76.6	0.6	1,6
Montenegro	8,355	9,809	117.4	19,125	21,317	111.5	1,8	2,2
Czech Republic	3,056	3,378	110.5	5,668	6,185	109.1	0.5	1,8
Denmark	2,482	3,409	137.3	6,904	8,597	124.5	0.7	2,5
Estonia	220	320	145.5	520	734	141.2	0.1	2,3
Finland	1,141	1,270	111.3	2,309	2,421	104.9	0.2	1,9
France	8,915	10,683	119.8	26,102	31,152	119.3	2,6	2,9
Greece	2,177	2,426	111.4	4,100	4,965	121.1	0.4	2,0
Netherlands	7,123	9,062	127.2	18,436	24,247	131.5	2.0	2,7
Croatia	54,907	64,277	117.1	130,497	153,187	117.4	12,9	2,4
Ireland	2,018	2,694	133.5	6,877	9,533	138.6	0.8	3,5
Iceland	90	137	152.2	176	293	166.5	0.0	2,1

(continued on next page)

(continued)

	ARRIVALS			NIGHTS			I - VII 2018	
	I - VII* 2017	I - VII 2018	Indices I-VII 2018 I-VII 2017	I - VII* 2017	I - VII 2018	Indices I-VII 2018 I-VII 2017	Structure of nights %	Average number of nights by arrivals
Italy	22,650	22,594	99.8	54,459	51,742	95.0	4.4	2.3
Cyprus	289	560	193.8	414	917	221.5	0.1	1.6
Latvia	327	325	99.4	654	688	105.2	0.1	2.1
Lithuania	605	653	107.9	851	898	105.5	0.1	1.4
Luxembourg	231	306	132.5	457	608	133.0	0.1	2.0
Hungary	5,958	7,966	133.7	12,138	14,240	117.3	1.2	1.8
FYR of Macedonia	4,813	5,458	113.4	9,580	11,398	119.0	1.0	2.1
Malta	122	187	153.3	362	517	142.8	0.0	2.8
Norway	3,169	2,904	91.6	7,569	6,383	84.3	0.5	2.2
Germany	17,934	25,788	143.8	38,985	54,685	140.3	4.6	2.1
Poland	23,332	22,784	97.7	52,095	56,321	108.1	4.7	2.5
Portugal	992	1,517	152.9	1,839	2,544	138.3	0.2	1.7
Romania	2,580	3,774	146.3	7,567	9,573	126.5	0.8	2.5
Russian Federation	2,839	3,292	116.0	5,918	7,077	119.6	0.6	2.1
Slovakia	1,830	2,338	127.8	3,449	4,523	131.1	0.4	1.9
Slovenia	28,346	33,790	119.2	52,909	64,596	122.1	5.4	1.9
Serbia	44,380	51,472	116.0	91,322	106,815	117.0	9.0	2.1
Spain	4,883	6,658	136.4	9,590	11,964	124.8	1.0	1.8
Switzerland (including Liechtenstein)	5,697	6,177	108.4	11,860	12,967	109.3	1.1	2.1
Sweden	7,444	7,697	103.4	16,934	18,100	106.9	1.5	2.4
Turkey	53,295	57,418	107.7	83,424	87,892	105.4	7.4	1.5
United Kingdom	6,950	7,425	106.8	16,463	17,208	104.5	1.4	2.3
Ukraine	1,059	860	81.2	1,984	1,901	95.8	0.2	2.2
Other European countries	1,583	2,033	128.4	3,231	4,518	139.8	0.4	2.2
Egypt	628	471	75.0	1,465	1,357	92.6	0.1	2.9
South Africa	281	352	125.3	655	807	123.2	0.1	2.3
Other African countries	873	1,135	130.0	2,316	3,906	168.7	0.3	3.4
Canada	2,961	3,595	121.4	5,773	6,975	120.8	0.6	1.9
USA	14,854	15,517	104.5	32,565	33,176	101.9	2.8	2.1
Other Northern American countries	450	465	103.3	774	980	126.6	0.1	2.1
Brazil	1,852	2,005	108.3	3,372	3,511	104.1	0.3	1.8
Other Southern and Central American countries	2,772	3,001	108.3	5,197	5,988	115.2	0.5	2.0
Bahrain ¹⁾	4,080	3,257	79.8	12,232	9,560	78.2	0.8	2.9
India	1,022	1,355	132.6	2,356	3,200	135.8	0.3	2.4
Iran	225	499	221.8	719	1,278	177.7	0.1	2.6
Israel	4,234	4,903	115.8	8,842	12,036	136.1	1.0	2.5
Japan	3,864	4,160	107.7	5,028	5,535	110.1	0.5	1.3
Republic of Korea	31,066	27,623	88.9	33,861	30,369	89.7	2.6	1.1
Qatar ¹⁾	1,275	2,106	165.2	4,020	7,479	186.0	0.6	3.6
China	16,139	27,174	168.4	19,029	30,876	162.3	2.6	1.1
Kuwait	5,031	4,097	81.4	17,906	14,128	78.9	1.2	3.4
Malaysia 2)	6,194	9,018	145.6	8,392	11,687	139.3	1.0	1.3
Oman 2)	8,092	6,895	85.2	20,019	17,258	86.2	1.5	2.5
Saudi Arabia	11,249	16,152	143.6	27,014	39,816	147.4	3.3	2.5
United Arab Emirates ¹⁾	20,318	18,532	91.2	58,654	57,433	97.9	4.8	3.1
Other Asian countries	8,713	12,710	145.9	16,143	20,359	126.1	1.7	1.6
Australia	4,681	4,871	104.1	8,869	9,518	107.3	0.8	2.0
New Zealand	540	701	129.8	1,019	1,105	108.4	0.1	1.6
Other countries of Oceania	116	489	421.6	289	677	234.3	0.1	1.4

¹⁾ Since 2016, Bahrain, Qatar and United Arab Emirates have been detached from other Asian countries and are now observed separately.

²⁾ Since 2017, Malaysia and Oman have been detached from other Asian countries and are now observed separately

*) final data

Structure of tourists nights according to the classification of activity 1) January - July 2017. and 2018.

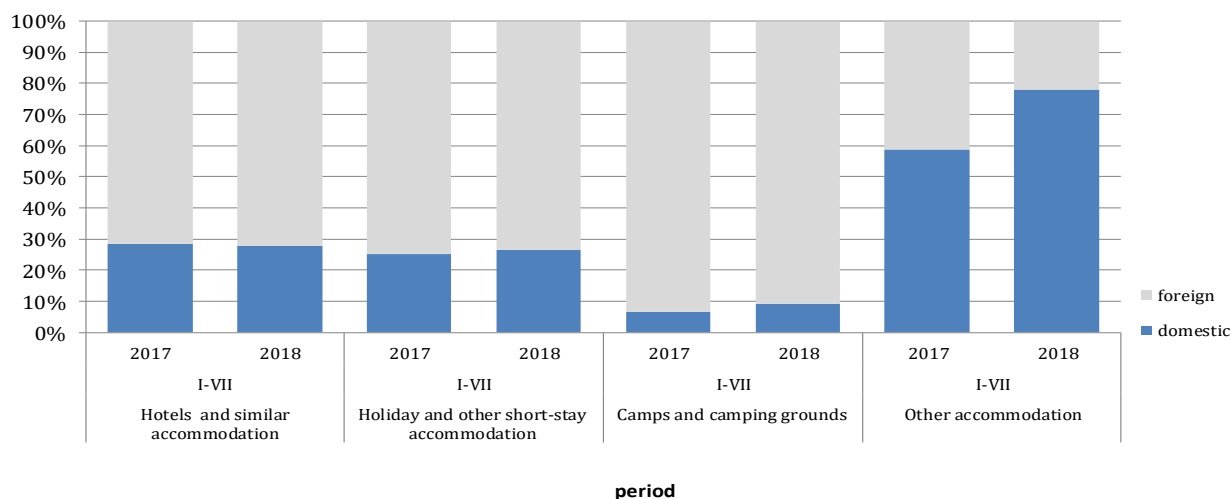


Table 3 : Tourist arrivals and nights according to the classification of activities ¹⁾

	ARRIVALS			NIGHTS			I - VII 2018
	I - VII 2017 *	I - VII 2018	Indices $\frac{I-VII\ 2018}{I - VII\ 2017}$	I - VII 2017 *	I - VII 2018	Indices $\frac{I-VII\ 2018}{I - VII\ 2017}$	Structure of nights %
TOTAL	723,141	811,660	112.2	1,479,203	1,690,663	114.3	100.0
Hotels and similar accommodation	679,326	757,951	111.6	1,368,997	1,541,748	112.6	91.2
Holiday and other short-stay accommodation	24,923	31,389	125.9	53,619	67,925	126.7	4.0
Camps and camping grounds	7,309	7,964	109.0	12,361	14,344	116.0	0.8
Other accommodation	11,583	14,356	123.9	44,226	66,646	150.7	3.9
Domestic tourists	215,232	233,618	108.5	430,584	502,047	116.6	29,7
Hotels and similar accommodation	200,391	212,234	105.9	390,278	430,891	110.4	25,5
Holiday and other short-stay accommodation	8,311	10,135	121.9	13,445	17,904	133.2	1,1
Camps and camping grounds	654	975	149.1	815	1,319	161.8	0,1
Other accommodation	5,876	10,274	174.8	26,046	51,933	199.4	3,1
Foreign tourist	507,909	578,042	113.8	1,048,619	1,188,616	113.4	70.3
Hotels and similar accommodation	478,935	545,717	113.9	978,719	1,110,857	113.5	65,7
Holiday and other short-stay accommodation	16,612	21,254	127.9	40,174	50,021	124.5	3,0
Camps and camping grounds	6,655	6,989	105.0	11,546	13,025	112.8	0,8
Other accommodation	5,707	4,082	71.5	18,180	14,713	80.9	0,9

¹⁾ The Classification of Economic Activities of BiH 2010

*) final data

NOTES ON METHODOLOGY

The purpose of the statistical survey

The purpose of the statistical survey is to monitor the tourist activity realised in commercial accommodation establishments and to provide internationally comparable BiH's statistics of tourism in accordance with current EU standards for the tourism statistics.

Observation units

Observation units are all business entities /legal units which are, by the main activity, registered in accommodation activity (division 55 - KD BiH 2010), persons as well as households that rent accommodation establishments to tourists. For the purpose of the survey, Classification of Activities in Bosnia and Herzegovina - KD BiH 2010 was used, and it is fully compliant with the European Classification of Economic Activities - NACE Rev. 2.

Coverage

Reporting units are all business entities (enterprises, entrepreneurs, institutions, associations etc.) and parts thereof engaged in providing accommodation services in tourism registered according to the CA BiH 2010 under section : 55.1 (hotels and similar accommodation), 55.2 (holiday and other short - stay accommodation), 55.3 (camps and camping grounds), 55.9 (other accommodation), health institutions for their facilities in which persons stay for medical rehabilitation (costs are on persons themselves), business entities and parts thereof engaged in tourist stay in rural households, houses, camps, apartments and rooms directly rented by private persons/households. Survey covers the entire territory of Bosnia and Herzegovina.

Source and methods of data collection

Data on turnover of tourists (number of tourist arrivals and tourist nights) are collected from regular monthly report (TU-11 form). Reports are usually made on the basis of reception records in guest books, entities and their parts engaged in organising and arranging of tourists.

Definitions

Tourism means the activity of visitors taking a trip to a main destination outside their usual environment for less than a year, for leisure, business or other personal purpose other than to be employed by a resident entity in the place visited.

Tourist is every person who, outside his place of permanent residence, spends one night in a hotel or some other accommodation facility for reasons of rest, recreation, health, study, sport, religion, family, business, public tasks or meeting.

Residence is a place where a person came with the intention of permanent stay. Tourist is registered in every place or establishment where he stays and, therefore, in case he/she changes the place or establishment, he/she must register again, which results in data ambiguity. Consequently, the statistics register the number of tourist arrivals and not the number of tourists.

Domestic tourist is a person with permanent residence in the BiH who spends at least one night in a hotel or same other accommodation establishment outside their place or residence.

Foreign tourist is every person with permanent residence outside in BiH who temporarily resides in BiH and who spends at least one night in a hotel or same other accommodation establishment.

Symbols

- no occurrence

0,0 value not zero but less than 0,05 unit of measure use

Published and printed by the Agency for Statistics of the Bosnia and Herzegovina, 71000 Sarajevo, Zelenih beretki 26

Phone: +387 (33) 911 911 · Telefax: +387 (33) 220 622

E-mail : bhas@bhas.ba · Web site: <http://www.bhas.gov.ba>

Person responsible: M.Sc. Velimir Jukić, director

Prepared by: Ms. Jasmina Omić

First Release data are also published on the Internet
