



Users are kindly requested to mention the data source

YEAR XI

SARAJEVO, 07.12.2018.

NUMBER 09

TOURISM STATISTICS

Cumulative data, January –October 2018

In the period from January – October 2018 tourists realised 1,292,636 tourists arrivals which represent the increase by 12.4% and 2,702,502 overnight stays which is increase by 13.8% as compared to the same period of 2017.

The number of domestic tourist nights increased by 15.5% and number of foreign tourist nights increased by 13.1% as compared to the same period of 2017. Domestic tourist's share of total number of overnight stays was 27.6% and foreign tourists share was 72.4%.

Concerning the structure of foreign tourist nights, most of them (50.6%) were realised by tourists from Croatia (11.0%), Serbia (7.8%), Turkey (6.4%), Slovenia (5.5%), United Arab Emirates (5.2%), Germany (5.1%), Italy (4.9%) and Poland (4.7%) . Tourists from other countries realised 49.4% of tourist nights.

Regarding the average detention of foreign tourist stays, on the first place comes Malta with average stay of 5.3 nights, Ireland by 3.7 nights, Kuwait by 3.6 nights, Qatar with 3.3 nights, Island and United Arab Emirates with 3.1 nights and France with 3.0 nights.

According to the type of accommodation facility the highest number of nights was recorded in Hotels and similar accommodation with share of 91.1%.

Tourists nights, January - October 2017. and 2018.

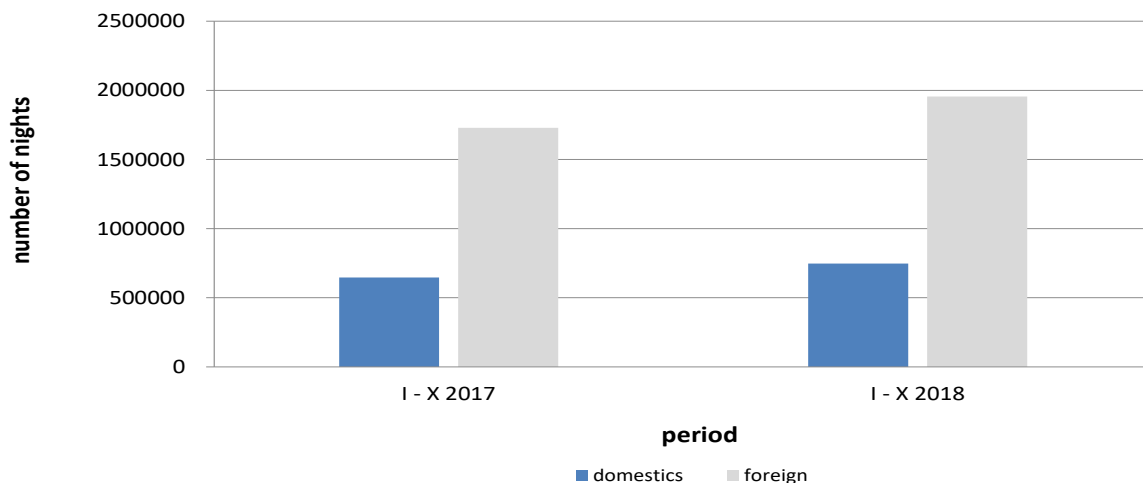


Table1 : Tourist arrivals and nights

	ARRIVALS			NIGHTS			I - X 2018	
	I - X 2017 *	I - X 2018	Indices $\frac{I-X 2018}{I-X 2017}$	I - X 2017 *	I - X 2018	Indices $\frac{I-X 2018}{I-X 2017}$	Structure of nights %	Average number of nights by arrivals
TOTAL	1,149,796	1,292,636	112.4	2,375,534	2,702,502	113.8	100.0	2,1
Domestic tourist	316,508	341,514	107.9	646,891	746,921	115.5	27,6	2,2
Foreign tourist	833,288	951,122	114.1	1,728,643	1,955,581	113.1	72.4	2,1

*) final dana

Foreign tourist nights by country of residence January - October 2017. and 2018.

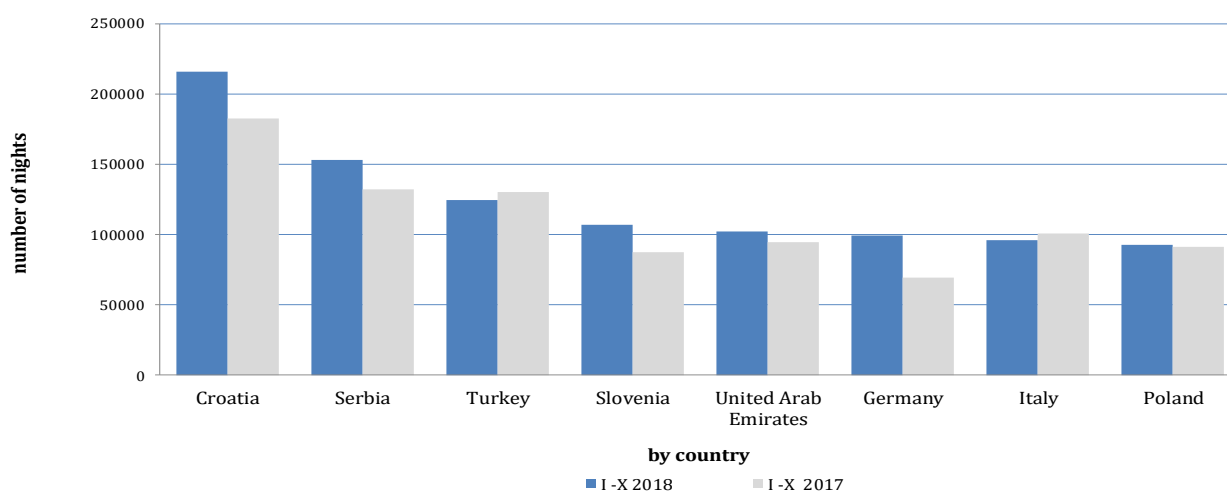


Table 2 : Foreign tourist arrivals and nights by country of residence

	ARRIVALS			NIGHTS			I - X 2018	
	I - X 2017 *	I - X 2018	Indices $\frac{I-X 2018}{I-X 2017}$	I - X 2017 *	I - X 2018	Indices $\frac{I-X 2018}{I-X 2017}$	Structure of nights %	Average number of nights by arrivals
TOTAL	833,288	951,122	114.1	1,728,643	1,955,581	113.1	100.0	2,1
Albania	3,335	3,693	110.7	7,615	6,351	83.4	0.3	1,7
Austria	21,159	23,650	111.8	40,115	45,951	114.5	2.3	1,9
Belgium	5,848	6,273	107.3	12,454	14,974	120.2	0.8	2,4
Bulgaria	8,083	6,092	75.4	12,897	10,810	83.8	0.6	1,8
Montenegro	11,952	14,046	117.5	27,436	30,960	112.8	1,6	2,2
Czech Republic	5,094	5,603	110.0	9,272	11,113	119.9	0.6	2,0
Denmark	3,992	5,480	137.3	10,192	14,207	139.4	0.7	2,6
Estonia	510	540	105.9	1,131	1,320	116.7	0.1	2,4
Finland	1,746	2,296	131.5	3,491	4,339	124.3	0.2	1,9
France	15,267	19,710	129.1	48,199	59,860	124.2	3,1	3,0
Greece	4,880	5,992	122.8	10,909	12,373	113.4	0.6	2,1
Netherlands	12,133	14,907	122.9	30,901	38,623	125.0	2.0	2,6
Croatia	78,948	94,275	119.4	182,431	215,679	118.2	11.0	2,3
Ireland	3,635	5,404	148.7	12,878	19,867	154.3	1.0	3,7
Iceland	155	322	207.7	319	1,001	313.8	0.1	3,1

(continued on next page)

(continued)

	ARRIVALS			NIGHTS			I - X 2018	
	I - X 2017*	I - X 2018	Indices $\frac{I-X 2018}{I-X 2017}$	I - X 2017*	I - X 2018	Indices $\frac{I-X 2018}{I-X 2017}$	Structure of nights %	Average number of nights by arrivals
Italy	40,492	40,801	100.8	100,663	95,971	95.3	4,9	2,4
Cyprus	527	835	158.4	764	1,439	188.4	0.1	1,7
Latvia	693	673	97.1	1,412	1,443	102.2	0.1	2,1
Lithuania	1,097	1,183	107.8	1,523	1,721	113.0	0.1	1,5
Luxembourg	456	578	126.8	1,055	1,258	119.2	0.1	2,2
Hungary	11,152	14,110	126.5	22,583	25,650	113.6	1,3	1,8
FYR of Macedonia	6,952	7,604	109.4	13,890	16,061	115.6	0.8	2,1
Malta	531	546	102.8	3,155	2,886	91.5	0.1	5,3
Norway	4,678	4,491	96.0	10,579	10,238	96.8	0.5	2,3
Germany	31,443	46,800	148.8	69,313	99,327	143.3	5,1	2,1
Poland	39,247	38,920	99.2	91,075	92,605	101.7	4,7	2,4
Portugal	1,911	2,913	152.4	3,414	4,964	145.4	0.3	1,7
Romania	4,134	6,025	145.7	12,738	14,541	114.2	0.7	2,4
Russian Federation	4,663	5,143	110.3	9,604	10,824	112.7	0.6	2,1
Slovakia	3,010	3,803	126.3	5,792	7,245	125.1	0.4	1,9
Slovenia	48,020	56,918	118.5	87,285	107,079	122.7	5,5	1,9
Serbia	64,966	75,061	115.5	132,057	152,898	115.8	7,8	2,0
Spain	10,002	13,723	137.2	20,286	23,990	118.3	1,2	1,7
Switzerland (including Liechtenstein)	9,042	9,934	109.9	18,718	20,260	108.2	1.0	2,0
Sweden	11,162	11,344	101.6	25,592	26,048	101.8	1,3	2,3
Turkey	85,835	81,644	95.1	130,498	124,449	95.4	6,4	1,5
United Kingdom	11,809	13,365	113.2	27,448	30,456	111.0	1,6	2,3
Ukraine	1,624	1,647	101.4	3,200	3,724	116.4	0.2	2,3
Other European countries	2,354	3,286	139.6	5,295	7,697	145.4	0.4	2,3
Egypt	1,059	715	67.5	2,378	2,043	85.9	0.1	2,9
South Africa	403	749	185.9	851	1,632	191.8	0.1	2,2
Other African countries	1,420	1,802	126.9	4,155	6,448	155.2	0.3	3,6
Canada	6,096	6,577	107.9	12,141	12,279	101.1	0.6	1,9
USA	23,923	26,272	109.8	52,691	56,329	106.9	2,9	2,1
Other Northern American countries	693	901	130.0	1,231	1,972	160.2	0.1	2,2
Brazil	3,380	3,803	112.5	6,015	6,715	111.6	0.3	1,8
Other Southern and Central American countries	5,389	6,528	121.1	10,865	11,872	109.3	0.6	1,8
Bahrain ¹⁾	7,806	6,764	86.7	22,349	18,947	84.8	1.0	2,8
India	1,524	2,231	146.4	3,410	4,873	142.9	0.2	2,2
Iran	322	825	256.2	1,023	1,924	188.1	0.1	2,3
Israel	7,795	7,775	99.7	16,269	20,462	125.8	1.0	2,6
Japan	5,965	7,211	120.9	8,082	9,793	121.2	0.5	1,4
Republic of Korea	49,183	42,858	87.1	53,369	47,909	89.8	2,4	1,1
Qatar ¹⁾	2,154	3,591	166.7	7,155	11,819	165.2	0.6	3,3
China	28,581	52,556	183.9	33,369	59,844	179.3	3,1	1,1
Kuwait	9,838	7,934	80.6	36,664	28,507	77.8	1,5	3,6
Malaysia 2)	10,792	14,638	135.6	13,949	18,967	136.0	1.0	1,3
Oman 2)	13,144	10,795	82.1	32,388	26,760	82.6	1,4	2,5
Saudi Arabia	23,946	30,224	126.2	60,085	75,769	126.1	3,9	2,5
United Arab Emirates ¹⁾	31,625	33,076	104.6	94,373	102,192	108.3	5,2	3,1
Other Asian countries	16,013	22,527	140.7	29,500	37,827	128.2	1,9	1,7
Australia	8,323	8,955	107.6	15,555	17,051	109.6	0.9	1,9
New Zealand	1,014	1,256	123.9	1,830	2,057	112.4	0.1	1,6
Other countries of Oceania	363	929	255.9	767	1,388	181.0	0.1	1,5

¹⁾ Since 2016, Bahrain, Qatar and United Arab Emirates have been detached from other Asian countries and are now observed separately.

²⁾ Since 2017, Malaysia and Oman have been detached from other Asian countries and are now observed separately

*) final data

**Structure of tourists nights according to the classification of activity 1) January - October
2017. and 2018.**

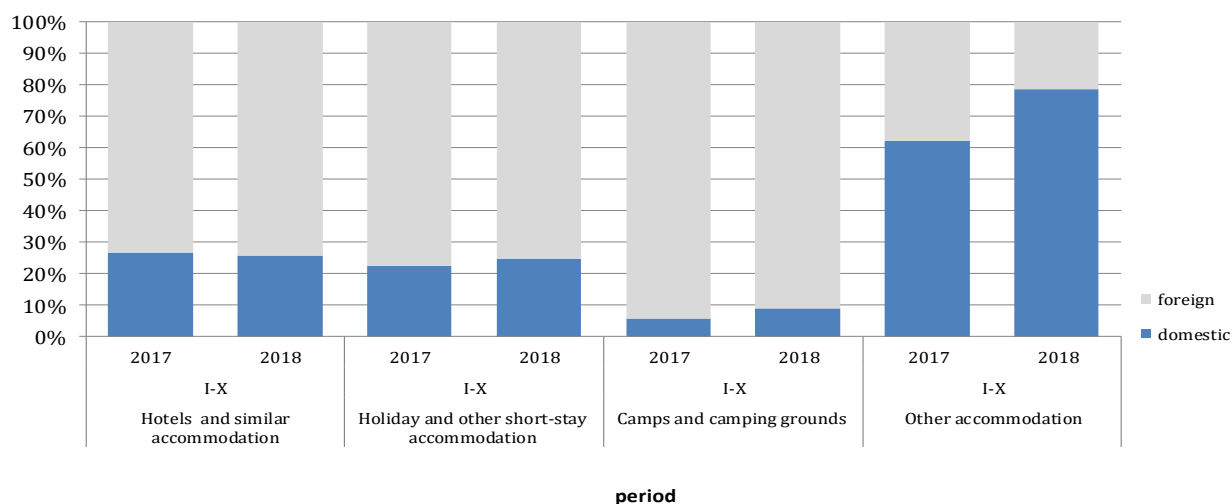


Table 3 : Tourist arrivals and nights according to the classification of activities ¹⁾

	ARRIVALS			NIGHTS			I - X 2018
	I - X 2017 *	I - X 2018	Indices $\frac{I - X 2018}{I - X 2017}$	I - X 2017 *	I - X 2018	Indices $\frac{I - X 2018}{I - X 2017}$	Structure of nights %
TOTAL	1,149,796	1,292,636	112.4	2,375,534	2,702,502	113.8	100.0
Hotels and similar accommodation	1,077,526	1,205,859	111.9	2,191,272	2,461,429	112.3	91.1
Holiday and other short-stay accommodation	41,420	50,903	122.9	92,038	111,874	121.6	4.1
Camps and camping grounds	12,362	14,228	115.1	21,623	24,186	111.9	0.9
Other accommodation	18,488	21,646	117.1	70,601	105,013	148.7	3.9
Domestic tourists	316,508	341,514	107.9	646,891	746,921	115.5	27.6
Hotels and similar accommodation	293,759	309,482	105.4	581,103	634,403	109.2	23.5
Holiday and other short-stay accommodation	12,162	15,229	125.2	20,571	27,676	134.5	1.0
Camps and camping grounds	964	1,638	169.9	1,254	2,139	170.6	0.1
Other accommodation	9,623	15,165	157.6	43,963	82,703	188.1	3.1
Foreign tourist	833,288	951,122	114.1	1,728,643	1,955,581	113.1	72.4
Hotels and similar accommodation	783,767	896,377	114.4	1,610,169	1,827,026	113.5	67.6
Holiday and other short-stay accommodation	29,258	35,674	121.9	71,467	84,198	117.8	3.1
Camps and camping grounds	11,398	12,590	110.5	20,369	22,047	108.2	0.8
Other accommodation	8,865	6,481	73.1	26,638	22,310	83.8	0.8

¹⁾ The Classification of Economic Activities of BiH 2010

*) final data

NOTES ON METHODOLOGY

The purpose of the statistical survey

The purpose of the statistical survey is to monitor the tourist activity realised in commercial accommodation establishments and to provide internationally comparable BiH's statistics of tourism in accordance with current EU standards for the tourism statistics.

Observation units

Observation units are all business entities /legal units which are, by the main activity, registered in accommodation activity (division 55 - KD BiH 2010), persons as well as households that rent accommodation establishments to tourists. For the purpose of the survey, Classification of Activities in Bosnia and Herzegovina - KD BiH 2010 was used, and it is fully compliant with the European Classification of Economic Activities - NACE Rev. 2.

Coverage

Reporting units are all business entities (enterprises, entrepreneurs, institutions, associations etc.) and parts thereof engaged in providing accommodation services in tourism registered according to the CA BiH 2010 under section : 55.1 (hotels and similar accommodation), 55.2 (holiday and other short - stay accommodation), 55.3 (camps and camping grounds), 55.9 (other accommodation), health institutions for their facilities in which persons stay for medical rehabilitation (costs are on persons themselves), business entities and parts thereof engaged in tourist stay in rural households, houses, camps, apartments and rooms directly rented by private persons/households. Survey covers the entire territory of Bosnia and Herzegovina.

Source and methods of data collection

Data on turnover of tourists (number of tourist arrivals and tourist nights) are collected from regular monthly report (TU-11 form). Reports are usually made on the basis of reception records in guest books, entities and their parts engaged in organising and arranging of tourists.

Definitions

Tourism means the activity of visitors taking a trip to a main destination outside their usual environment for less than a year, for leisure, business or other personal purpose other than to be employed by a resident entity in the place visited.

Tourist is every person who, outside his place of permanent residence, spends one night in a hotel or some other accommodation facility for reasons of rest, recreation, health, study, sport, religion, family, business, public tasks or meeting.

Residence is a place where a person came with the intention of permanent stay. Tourist is registered in every place or establishment where he stays and, therefore, in case he/she changes the place or establishment, he/she must register again, which results in data ambiguity. Consequently, the statistics register the number of tourist arrivals and not the number of tourists.

Domestic tourist is a person with permanent residence in the BiH who spends at least one night in a hotel or some other accommodation establishment outside their place or residence.

Foreign tourist is every person with permanent residence outside in BiH who temporarily resides in BiH and who spends at least one night in a hotel or some other accommodation establishment.

Symbols

- no occurrence

0,0 value not zero but less than 0,05 unit of measure use

Published and printed by the Agency for Statistics of the Bosnia and Herzegovina, 71000 Sarajevo, Zelenih beretki 26

Phone: +387 (33) 911 911 · Telefax: +387 (33) 220 622

E-mail : bhas@bhas.ba · Web site: <http://www.bhas.gov.ba>

Person responsible: Ph.D Velimir Jukić, director

Prepared by: Ms. Jasmina Omić

First Release data are also published on the Internet
