



# FIRST RELEASE



Users are kindly requested to mention the data source

GODINA XII

SARAJEVO, 05.02.2019.

BROJ 12

## TOURISM STATISTICS

### Tourism in BiH, December 2018

In December 2018 tourists realised 86,870 tourist arrivals in Bosnia and Hercegovina which represent the increase by 1.1% as compared to November 2018 and increase by 4.9% as compared to December 2017. Tourists realised 169,186 tourist nights which represent the increase by 0,4% as compared to November 2018 and increase by 10,2% as compared to December 2017. Domestic tourists share of total number of overnight stays was 39.0% and foreign tourists share was 61.0%.

The number of domestic tourist nights increased by 6.8% as compared to November 2018 and increased by 6.3% as compared to December 2017. Foreign tourist nights decreased by 3.3% as compared to November 2018 and increased by 12.7% as compared to December 2017.

Concerning the structure of foreign tourist nights in December 2018, the most of them (63.7%) were realised by tourists from: Croatia (27.0%), Serbia (12.8%), Slovenia (9.0%), United Arab Emirates (4.2%), Germany (3.8%), Italy (3.6%) and Turkey (3.3%). Tourists from other countries realised 36.3% of tourist nights.

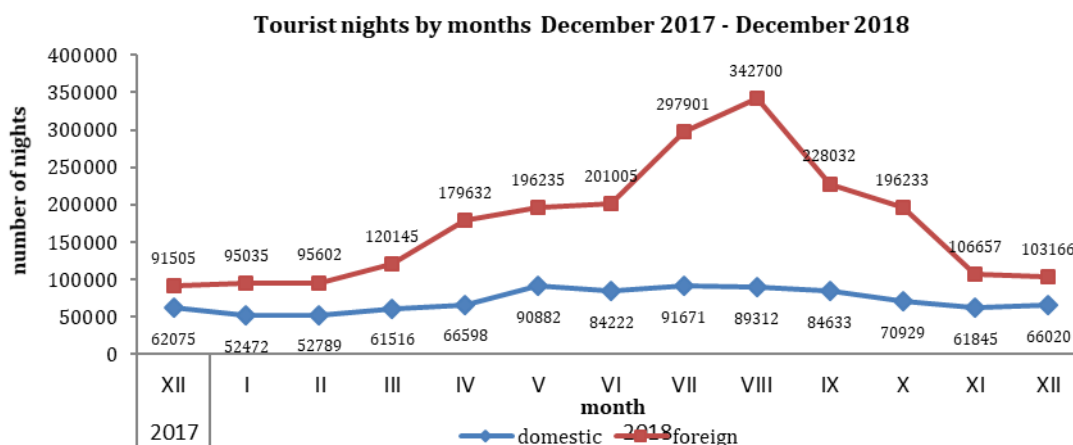
Regarding the average detention of foreign tourist stays in our country on the first place comes: Kuwait with average stay by 4.3 nights, Qatar with 3.9 nights, Estonia with 3.8 nights, Luxembourg with 3.6 nights, Egypt, Bahrain and United Arab Emirates with 3.1 nights.

Available rooms, apartments and camping sites for tourists in Bosnia and Herzegovina in December 2018 amounted to 18,687 which is 3.1% increase compared to December 2017. Number of available beds was 39,430 beds, which is increase by 2,9%, compared to the same month of 2017.

In December 2018, in the activity - Hotels and similar accommodation, number of rooms and apartments available to tourists amounted to 16,237, which is an increase of 2.3% compared to December 2017., and number of available beds amounted to 33.084 which is an increase of 2.1%, compared to the same month of the previous year.

Net occupancy rate of permanent beds was 14.4%.

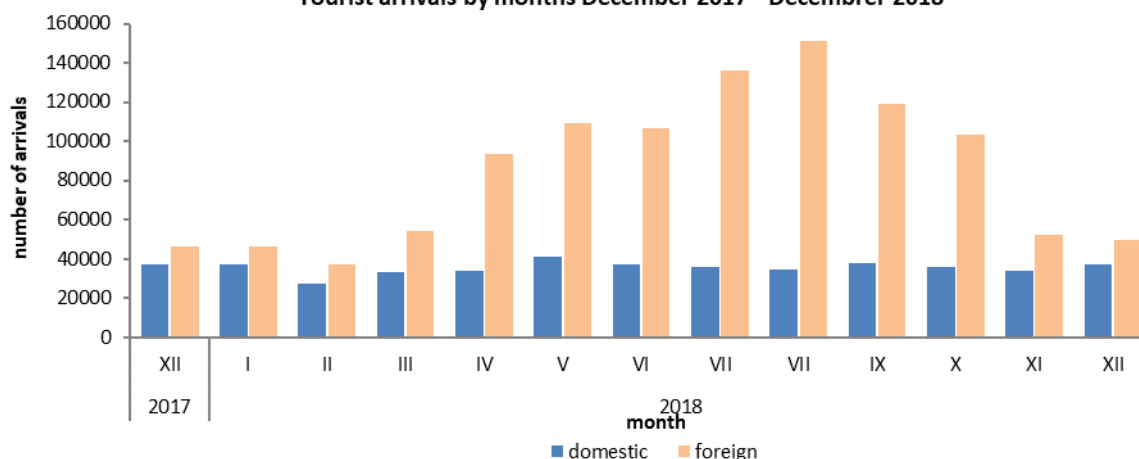
According to the type of accommodation facility the highest number of nights was recorded in Hotels and similar accommodation with share of 90.9%.



**Table 1: Tourist arrivals and nights**

	Arrivals					Nights					XII 2018	
	XII 2017	XI 2018	XII 2018	Indices <u>XII 2018</u> XI 2018	Indices <u>XII 2018</u> XII 2017	XII 2017	XI 2018	XII 2018	Indices <u>XII 2018</u> XI 2018	Indices <u>XII 2018</u> XII 2017	Structure of nights %	Average number of nights by arrivals
<b>TOTAL</b>	<b>82.845</b>	<b>85.906</b>	<b>86.870</b>	<b>101,1</b>	<b>104,9</b>	<b>153.592</b>	<b>168.502</b>	<b>169.186</b>	<b>100,4</b>	<b>110,2</b>	<b>100,0</b>	<b>1,9</b>
<b>Domestic tourist</b>	36.887	33.611	37.389	111,2	101,4	62.087	61.845	66.020	106,8	106,3	39,0	1,8
<b>Foreign tourist</b>	45.958	52.295	49.481	94,6	107,7	91.505	106.657	103.166	96,7	112,7	61,0	2,1

\*final data

**Tourist arrivals by months December 2017 - December 2018**

**Table 2: Foreign tourist arrivals and nights, by country of residence**

	Arrivals					Nights					XII 2018	
	XII 2017*	XI 2018	XII 2018	Indices <u>XII 2018</u> XI 2018	Indices <u>XII 2018</u> XII 2017	XII 2017*	XI 2018	XII 2018	Indices <u>XII 2018</u> XI 2018	Indices <u>XII 2018</u> XII 2017	Structure of nights %	Average number of nights by arrivals
<b>TOTAL</b>	<b>45.958</b>	<b>52.295</b>	<b>49.481</b>	<b>94,6</b>	<b>107,7</b>	<b>91.505</b>	<b>106.657</b>	<b>103.166</b>	<b>96,7</b>	<b>112,7</b>	<b>100,0</b>	<b>2,1</b>
Albania	213	736	661	89,8	310,3	330	1.376	1.213	88,2	367,6	1,2	1,8
Austria	1.590	1.410	1.500	106,4	94,3	3.330	2.422	3.187	131,6	95,7	3,1	2,1
Belgium	106	134	159	118,7	150,0	294	299	343	114,7	116,7	0,3	2,2
Bulgaria	461	247	346	140,1	75,1	777	655	627	95,7	80,7	0,6	1,8
Montenegro	1.212	1.347	1.530	113,6	126,2	2.023	2.946	2.941	99,8	145,4	2,9	1,9
Czech Republic	150	191	148	77,5	98,7	252	445	337	75,7	133,7	0,3	2,3
Denmark	108	109	124	113,8	114,8	215	283	333	117,7	154,9	0,3	2,7
Estonia	4	14	5	35,7	125,0	17	25	19	76,0	111,8	0,0	3,8
Finland	34	49	56	114,3	164,7	76	86	116	134,9	152,6	0,1	2,1
France	275	312	260	83,3	94,5	551	759	569	75,0	103,3	0,6	2,2
Greece	73	123	111	90,2	152,1	129	251	215	85,7	166,7	0,2	1,9
Netherlands	269	420	413	98,3	153,5	628	855	983	115,0	156,5	1,0	2,4
Croatia	10.623	10.459	12.089	115,6	113,8	24.138	26.757	27.856	104,1	115,4	27,0	2,3
Ireland	128	114	84	73,7	65,6	208	366	215	58,7	103,4	0,2	2,6
Iceland	11	5	9	180,0	81,8	16	7	13	185,7	81,3	0,0	1,4

(continued on next page)

(nastavak)

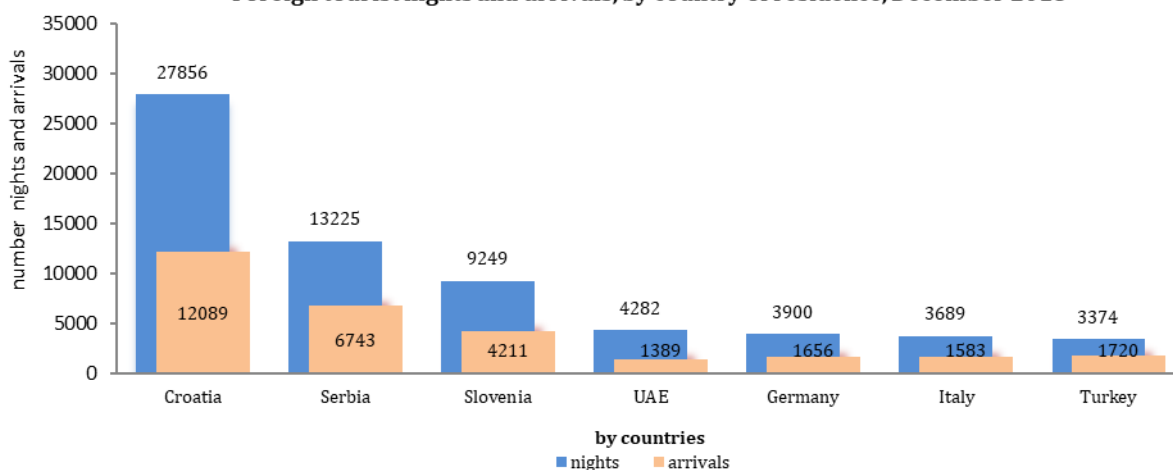
	Dolasci					Noćenja					XII 2018	
	XII 2017*	XI 2018	XII 2018	Indeksi XII 2018 XI 2018	Indeksi XII 2018 XII 2017	XII 2017*	XI 2018	XII 2018	Indeksi XII 2018 XI 2018	Indeksi XII 2018 XII 2017	Struktura noćenja u %	prosječan broj noćenja po dolasku
Italija	1.347	2.595	1.583	61,0	117,5	3.037	6.892	3.689	53,5	121,5	3,6	2,3
Kipar	9	13	6	46,2	66,7	27	41	12	29,3	44,4	0,0	2,0
Latvija	10	8	9	112,5	90,0	14	47	13	27,7	92,9	0,0	1,4
Litvanija	13	16	16	100,0	123,1	22	35	33	94,3	150,0	0,0	2,1
Luksemburg	36	22	42	190,9	116,7	95	35	150	428,6	157,9	0,1	3,6
Mađarska	466	428	532	124,3	114,2	1.195	730	1.108	151,8	92,7	1,1	2,1
Makedonija B.J.R	735	580	707	121,9	96,2	1.474	1.118	1.319	118,0	89,5	1,3	1,9
Malta	6	2	5	250,0	83,3	14	3	9	300,0	64,3	0,0	1,8
Norveška	91	81	180	222,2	197,8	171	177	326	184,2	190,6	0,3	1,8
Njemačka	1.729	1.946	1.656	85,1	95,8	3.668	4.031	3.900	96,8	106,3	3,8	2,4
Poljska	148	347	284	81,8	191,9	380	1.124	803	71,4	211,3	0,8	2,8
Portugal	26	46	22	47,8	84,6	69	88	39	44,3	56,5	0,0	1,8
Rumunija	209	289	194	67,1	92,8	657	864	508	58,8	77,3	0,5	2,6
Rusija	237	268	269	100,4	113,5	544	548	536	97,8	98,5	0,5	2,0
Slovačka	142	157	125	79,6	88,0	284	355	270	76,1	95,1	0,3	2,2
Slovenija	4.195	3.873	4.211	108,7	100,4	8.529	6.803	9.249	136,0	108,4	9,0	2,2
Srbija	6.562	6.993	6.743	96,4	102,8	11.678	12.426	13.225	106,4	113,2	12,8	2,0
Španija	224	367	202	55,0	90,2	543	742	451	60,8	83,1	0,4	2,2
Švajcarska(uključujući Lihtenštajn)	468	373	676	181,2	144,4	968	802	1.470	183,3	151,9	1,4	2,2
Švedska	464	709	497	70,1	107,1	944	2.106	1.002	47,6	106,1	1,0	2,0
Turska	2.021	2.052	1.720	83,8	85,1	4.042	4.166	3.374	81,0	83,5	3,3	2,0
Ujedinjeno	323	473	364	77,0	112,7	732	1.252	904	72,2	123,5	0,9	2,5
Ukrajina	58	91	105	115,4	181,0	110	214	290	135,5	263,6	0,3	2,8
Ostale evropske	129	142	95	66,9	73,6	242	378	207	54,8	85,5	0,2	2,2
Egipat	56	66	69	104,5	123,2	154	251	215	85,7	139,6	0,2	3,1
Južnoafrička Republika	12	5	13	260,0	108,3	32	9	25	277,8	78,1	0,0	1,9
Ostale afričke zemlje	120	165	241	146,1	200,8	223	833	1.093	131,2	490,1	1,1	4,5
Kanada	104	129	93	72,1	89,4	210	251	261	104,0	124,3	0,3	2,8
SAD	787	1.238	677	54,7	86,0	1.613	2.646	1.434	54,2	88,9	1,4	2,1
Ostale zemlje												
Sjeverne	22	26	75	288,5	340,9	45	66	117	177,3	260,0	0,1	1,6
Brazil	68	105	72	68,6	105,9	117	296	216	73,0	184,6	0,2	3,0
Ostale zemlje Južne i Srednje Amerike	83	187	85	45,5	102,4	184	460	243	52,8	132,1	0,2	2,9
Bahrein <sup>1)</sup>	134	207	113	54,6	84,3	375	708	349	49,3	93,1	0,3	3,1
Indija	86	128	165	128,9	191,9	254	237	286	120,7	112,6	0,3	1,7
Iran	7	43	31	72,1	442,9	71	138	69	50,0	97,2	0,1	2,2
Izrael	39	62	40	64,5	102,6	129	155	95	61,3	73,6	0,1	2,4
Japan	225	472	201	42,6	89,3	301	530	259	48,9	86,0	0,3	1,3
Južna Koreja	1.062	1.699	831	48,9	78,2	1.095	1.747	897	51,3	81,9	0,9	1,1
Katar <sup>1)</sup>	82	80	209	261,3	254,9	280	259	816	315,1	291,4	0,8	3,9
Kina	1.130	4.124	1.555	37,7	137,6	1.361	4.899	1.960	40,0	144,0	1,9	1,3
Kuvajt	169	184	105	57,1	62,1	618	595	447	75,1	72,3	0,4	4,3
Malezija	2.335	1.786	2.355	131,9	100,9	2.637	2.327	3.184	136,8	120,7	3,1	1,4
Oman	396	419	183	43,7	46,2	850	969	491	50,7	57,8	0,5	2,7
Saudijska Arabija Ujedinjeni Arapski Emirati <sup>1)</sup>	183	428	278	65,0	151,9	520	1.064	610	57,3	117,3	0,6	2,2
Ostale azijske zemlje	1.431	790	1.389	175,8	97,1	4.290	2.188	4.282	195,7	99,8	4,2	3,1
Australija	2.363	2.246	2.774	123,5	117,4	3.191	3.154	3.568	113,1	111,8	3,5	1,3
Novi Zeland	132	137	144	105,1	109,1	393	285	304	106,7	77,4	0,3	2,1
Ostale zemlje Okeanije	17	24	18	75,0	105,9	46	73	40	54,8	87,0	0,0	2,2
	10	4	27	675,0	270,0	93	8	51	637,5	54,8	0,0	1,9

1) Od 2016 za Bahrein, Katar i Ujedinjene Arapske Emirate podaci se prikazuju pojedinačno i izdvojeni su iz Ostalih azijskih zemalja

2) Od 2017 Malezija i Oman prikazuju se pojedinačno i izdvojeni su iz Ostalih azijskih zemalja

\*) konačni podaci

### Foreign tourist nights and arrivals, by country of residence, December 2018



**Table 3: Tourist arrivals and nights according to the classification of activities <sup>1)</sup>**

	Arrivals					Nights					XII 2018
	XII 2017	XI 2018	XII 2018	Indices XII 2018 XI 2018	Indices XII 2018 XII 2017	XII 2017	XI 2018	XII 2018	Indices XII 2018 XI 2018	Indices XII 2018 XII 2017	Structure of nights %
<b>Total</b>	<b>82.845</b>	<b>85.906</b>	<b>86.870</b>	<b>101,1</b>	<b>104,9</b>	<b>153.592</b>	<b>168.502</b>	<b>169.186</b>	<b>100,4</b>	<b>110,2</b>	<b>100,0</b>
Hotels and similar accommodation	78.312	80.873	81.543	100,8	104,1	141.798	152.920	153.857	100,6	108,5	90,9
Holiday and other short-stay accommodation	2.641	3.091	2.791	90,3	105,7	5.409	6.600	5.912	89,6	109,3	3,5
Camps and camping grounds	233	159	298	187,4	127,9	404	254	560	220,5	138,6	0,3
Other accommodation	1.659	1.783	2.238	125,5	134,9	5.981	8.728	8.857	101,5	148,1	5,2
<b>Domestic tourist</b>	<b>36.887</b>	<b>33.611</b>	<b>37.389</b>	<b>111,2</b>	<b>101,4</b>	<b>62.087</b>	<b>61.845</b>	<b>66.020</b>	<b>106,8</b>	<b>106,3</b>	<b>39,0</b>
Hotels and similar accommodation	34.250	30.994	34.042	109,8	99,4	55.235	52.103	56.057	107,6	101,5	33,1
Holiday and other short-stay accommodation	1.274	1.199	1.361	113,5	106,8	2.028	2.086	2.129	102,1	105,0	1,3
Camps and camping grounds	88	58	140	241,4	159,1	92	60	238	396,7	258,7	0,1
Other accommodation	1.275	1.360	1.846	135,7	144,8	4.732	7.596	7.596	100,0	160,5	4,5
<b>Foreign tourist</b>	<b>45.958</b>	<b>52.295</b>	<b>49.481</b>	<b>94,6</b>	<b>107,7</b>	<b>91.505</b>	<b>106.657</b>	<b>103.166</b>	<b>96,7</b>	<b>112,7</b>	<b>61,0</b>
Hotels and similar accommodation	44.062	49.879	47.501	95,2	107,8	86.563	100.817	97.800	97,0	113,0	57,8
Holiday and other short-stay accommodation	1.367	1.892	1.430	75,6	104,6	3.381	4.514	3.783	83,8	111,9	2,2
Camps and camping grounds	145	101	158	156,4	109,0	312	194	322	166,0	103,2	0,2
Other accommodation	384	423	392	92,7	102,1	1.249	1.132	1.261	111,4	101,0	0,7

<sup>1)</sup> The Classification of Economic Activities of BiH 2010

\* final data

**Table 4: Tourist arrivals and nights, by organisation of tourist arrivals**

	Individual arrangement						Organised trip					
	Arrivals tourist			Nights tourist			Arrivals tourist			Nights tourist		
	XII 2017	XII 2018	Indices XII 2018 XII 2017	XII 2017	XII 2018	Indices XII 2018 XII 2017	XII 2017	XII 2018	Indices XII 2018 XII 2017	XII 2017	XII 2018	Indices XII 2018 XII 2017
<b>Total</b>	65.857	67.535	102,5	126.459	128.435	101,6	16.988	19.335	113,8	27.133	40.751	150,2
<b>Domestic tourist</b>	31.435	31.817	101,2	54.401	52.635	96,8	5.452	5.572	102,2	7.686	13.385	174,1
<b>Foreign tourist</b>	34.422	35.718	103,8	72.058	75.800	105,2	11.536	13.763	119,3	19.447	27.366	140,7

\* final data

## NOTES ON METHODOLOGY

### The purpose of the statistical survey

The purpose of the statistical survey is to monitor the tourist activity realised in commercial accommodation establishments and to provide internationally comparable BiH's statistics of tourism in accordance with current EU Regulations for the tourism statistics.

### Observation units

Observation units are all business entities /legal units which are, by the main activity, registered in accommodation activity (division 55 - KD BiH 2010), persons as well as households that rent accommodation establishments to tourists. For the purpose of the survey, Classification of Activities in Bosnia and Herzegovina - KD BiH 2010 was used, and it is fully compliant with the European Classification of Economic Activities - NACE Rev. 2.

### Coverage

Reporting units are all business entities (enterprises, entrepreneurs, institutions, associations etc.) and parts thereof engaged in providing accommodation services in tourism registered according to the CA BiH 2010 under section : 55.1 (hotels and similar accommodation), 55.2 (holiday and other short - stay accommodation), 55.3 (camps and camping grounds), 55.9 (other accommodation), health institutions for their facilities in which persons stay for medical rehabilitation (costs are on persons themselves), business entities and parts thereof engaged in tourist stay in rural households, houses, camps, apartments and rooms directly rented by private persons/households. Survey covers the entire territory of Bosnia and Herzegovina.

### Source and methods of data collection

Data on turnover of tourists (number of tourist arrivals and tourist nights) are collected from regular monthly report (TU-11 form). Reports are usually made on the basis of reception records in guest books, entities and their parts engaged in organising and arranging of tourists.

### Definitions

**Tourism** means the activity of visitors taking a trip to a main destination outside their usual environment for less than a year, for leisure, business or other personal purpose other than to be employed by a resident entity in the place visited.

**Tourist** is every person who, outside his place of permanent residence, spends one night in a hotel or some other accommodation facility for reasons of rest, recreation, health, study, sport, religion, family, business, public tasks or meeting.

**Residence** is a place where a person came with the intention of permanent stay. Tourist is registered in every place or establishment where he stays and, therefore, in case he/she changes the place or establishment, he/she must register again, which results in data ambiguity. Consequently, the statistics register the number of tourist arrivals and not the number of tourists.

**Domestic tourist** is a person with permanent residence in the BiH who spends at least one night in a hotel or same other accommodation establishment outside their place or residence.

**Foreign tourist** is every person with permanent residence outside in BiH who temporarily resides in BiH and who spends at least one night in a hotel or same other accommodation establishment.

**Tourist arrivals** refer to the number of persons (tourists) who arrived and registered their stay in an accommodation establishment.

**Tourist nights** refer to every registered overnight stay of a person (tourist) in an accommodation establishment.

**Accommodation capacities** are presented as the number of rooms, apartments and camping sites, and the number of permanent beds.

**Permanent beds** are those that are regularly ready-made for renting to guests.

**Occupancy rate of permanent beds (net)** in the reference period is obtained by dividing the total number of nights by the number of beds on offer and the number of days when the beds are actually available for use during the reference period. The data are expressed as a percentage.

**Organization of tourist arrivals** represent the way of organising touristic arrangements. Depending on the way of organising, touristic arrangement can be individual or organised (travel agency).

#### **Symbols**

- no occurrence

0,0 value not zero but less than 0,05 unit of measure use

---

**Published and printed by the Agency for Statistics of the Bosnia and Herzegovina, 71000 Sarajevo, Zelenih beretki 26**

**Phone: +387 (33) 911 911 · Telefax: +387 (33) 220 622**

**E-mail : bhas@bhas.ba · Web site: <http://www.bhas.gov.ba>**

**Person responsible: Velimir Jukić, PhD, director**

**Prepared by: Ms. Azra Demirović- Bander**

**First Release data are also published on the Internet**

---