



FIRST RELEASE



Users are kindly requested to mention the data source

YEAR XIII

SARAJEVO, 09.12.2019.

NUMBER 10

TOURISM STATISTICS

Tourism in BiH, October 2019

In October 2019 tourists realised 166,335 tourist arrivals in Bosnia and Hercegovina which represent the decrease by 2.0% as compared to September 2019 and increase by 19.7% as compared to October 2018. Tourists realised 356,642 tourist nights which represent the increase by 0.6% as compared to September 2019 and increase by 22.3% as compared to October 2018. Domestic tourists share of total number of overnight stays was 26.5% and foreign tourists share was 73.5%.

The number of domestic tourist nights increased by 1.3% as compared to September 2019 and increased by 21.8% as compared to October 2018. Foreign tourist nights increased by 0.3% as compared to September 2019 and increased by 22.4% as compared to October 2018.

Concerning the structure of foreign tourist nights in October 2019, the most of them (54.4%) were realised by tourists from: Croatia (12.3%), China (8.5%), Germany (7.4%), Serbia (6.8%), Slovenia (6.1%), Italy (5.3%), Turkey (4.8%) and United American States (3.3%). Tourists from other countries realised 45.5% of tourist nights.

Regarding the average detention of foreign tourist stays in our country on the first place comes: Ukraine with average stay by 3.9 nights, Ireland and Kuwait by with 3.5 nights, Egypt with 3.4 nights, Malta with 3.1 nights, India with 3.0 nights and France, Belgium and Hungary by with 2.9 nights.

Available rooms, apartments and camping sites for tourists in Bosnia and Hercegovina in October 2019 amounted to 20,478 which is 3.2% increase compared to October 2018. Number of available beds was 43,819 beds, which is increase by 5.1%, compared to the same month of 2018.

In October 2019, in the activity - Hotels and similar accommodation, number of rooms and apartments available to tourists amounted to 18,183, which is an increase of 4.4% compared to October 2018., and number of available beds amounted to 37,467 which is an increase of 6.6%, compared to the same month of the previous year.

Net occupancy rate of permanent beds in October 2019 was 24.3%.

According to the type of accommodation facility the highest number of nights was recorded in Hotels and similar accommodation with share of 93.7%.

Tourist nights by months October 2018.- October 2019

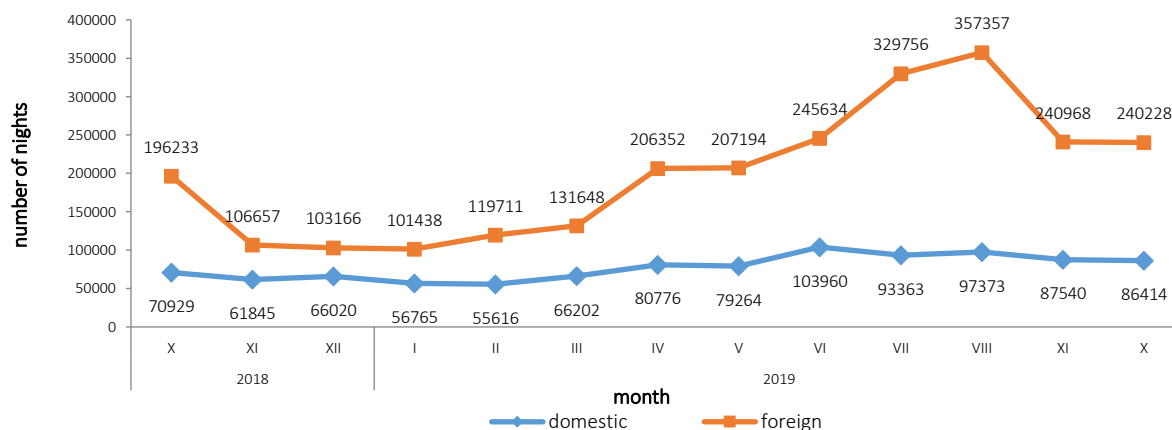


Table 1: Tourist arrivals and nights

	Arrivals					Nights					X 2019	
	X 2018	IX 2019	X 2019	Indices X 2019 IX 2019	Indices X 2019 X 2018	X 2018	IX 2019	X 2019	Indices X 2019 IX 2019	Indices X 2019 X 2018	Structure of nights %	Average number of nights by arrivals
TOTAL	138.932	169.725	166.335	98,0	119,7	267.162	328.508	326.642	99,4	122,3	100,0	2,0
Domestic tourist	35.492	40.715	41.432	101,8	116,7	70.929	87.540	86.414	98,7	121,8	26,5	2,1
Foreign tourist	103.440	129.010	124.903	96,8	120,7	196.233	240.968	240.228	99,7	122,4	73,5	1,9

Tourist arrivals by months October 2018. - October 2019.

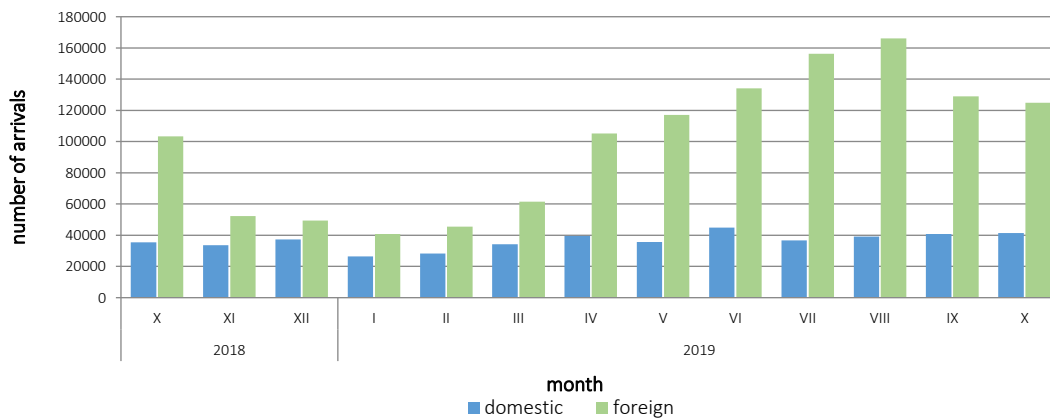


Table 2: Foreign tourist arrivals and nights, by country of residence

	Arrivals					Nights					X 2019	
	X 2018	IX 2019	X 2019	Indices X 2019 IX 2019	Indices X 2019 X 2018	X 2018	IX 2019	X 2019	Indices X 2019 IX 2019	Indices X 2019 X 2018	Structure of nights %	Average number of nights by arrivals
TOTAL	103.440	129.010	124.903	96,8	120,7	196.233	240.968	240.228	99,7	122,4	100,0	1,9
Albania	610	287	501	174,6	82,1	978	520	993	191,0	101,5	0,4	2,0
Austria	2.546	2.650	2.456	92,7	96,5	4.952	5.047	4.334	85,9	87,5	1,8	1,8
Belgium	448	1.356	493	36,4	110,0	1.013	3.043	1.449	47,6	143,0	0,6	2,9
Bulgaria	420	1.594	663	41,6	157,9	663	2.634	1.365	51,8	205,9	0,6	2,1
Montenegro	1.159	1.542	1.680	108,9	145,0	2.590	3.021	3.470	114,9	134,0	1,4	2,1
Czech Republic	430	1.023	734	71,7	170,7	769	1.929	1.243	64,4	161,6	0,5	1,7
Denmark	581	1.034	719	69,5	123,8	1.462	2.690	1.527	56,8	104,4	0,6	2,1
Estonia	33	121	78	64,5	236,4	83	171	183	107,0	220,5	0,1	2,3
Finland	399	432	1.034	239,4	259,1	674	935	2.470	264,2	366,5	1,0	2,4
France	1.594	4.270	1.696	39,7	106,4	4.887	10.310	5.001	48,5	102,3	2,1	2,9
Greece	367	795	731	91,9	199,2	817	1.442	1.427	99,0	174,7	0,6	2,0
Netherlands	1.110	2.173	1.194	54,9	107,6	2.974	5.570	3.491	62,7	117,4	1,5	2,9
Croatia	11.999	10.017	12.965	129,4	108,1	29.179	18.573	30.491	164,2	104,5	12,7	2,4
Ireland	717	743	815	109,7	113,7	2.515	2.590	2.853	110,2	113,4	1,2	3,5
Iceland	71	44	55	125,0	77,5	346	59	87	147,5	25,1	0,0	1,6

(continued on next page)

(continued)

	Arrivals					Nights					X 2019	
	X 2018	IX 2019	X 2019	Indices X 2019 IX 2019	Indices X 2019 X 2018	X 2018	IX 2019	X 2019	Indices X 2019 IX 2019	Indices X 2019 X 2018	Structure of nights %	Average number of nights by arrivals
Italy	3.837	5.088	5.120	100,6	133,4	9.790	11.469	13.133	114,5	134,1	5,5	2,6
Cyprus	7	117	17	14,5	242,9	17	158	40	25,3	235,3	0,0	2,4
Latvia	39	248	82	33,1	210,3	94	421	223	53,0	237,2	0,1	2,7
Lithuania	57	244	126	51,6	221,1	156	319	315	98,7	201,9	0,1	2,5
Luxembourg	31	65	33	50,8	106,5	51	107	45	42,1	88,2	0,0	1,4
Hungary	1.363	2.181	2.114	96,9	155,1	2.658	3.664	3.931	107,3	147,9	1,6	1,9
Malta	26	90	8	8,9	30,8	30	541	25	4,6	83,3	0,0	3,1
Norway	403	516	680	131,8	168,7	977	1.135	1.899	167,3	194,4	0,8	2,8
Germany	8.748	7.019	8.685	123,7	99,3	18.667	13.951	18.403	131,9	98,6	7,7	2,1
Poland	1.548	6.626	1.691	25,5	109,2	3.054	13.414	3.194	23,8	104,6	1,3	1,9
Portugal	117	365	221	60,5	188,9	219	483	507	105,0	231,5	0,2	2,3
Romania	410	727	533	73,3	130,0	915	1.184	1.339	113,1	146,3	0,6	2,5
Russian Federation	555	777	779	100,3	140,4	1.233	1.198	2.040	170,3	165,5	0,8	2,6
North of Macedonia ¹⁾	769	751	1.691	225,2	219,9	1.588	1.381	2.873	208,0	180,9	1,2	1,7
Slovakia	200	507	246	48,5	123,0	383	931	563	60,5	147,0	0,2	2,3
Slovenia	7.535	6.583	8.627	131,0	114,5	12.507	11.262	15.141	134,4	121,1	6,3	1,8
Serbia	7.460	8.340	9.279	111,3	124,4	13.630	15.197	16.846	110,9	123,6	7,0	1,8
Spain	1.429	2.801	1.565	55,9	109,5	2.643	4.683	3.402	72,6	128,7	1,4	2,2
Switzerland (including Liechtenstein)	1.068	1.287	1.176	91,4	110,1	2.104	2.892	2.395	82,8	113,8	1,0	2,0
Sweden	943	1.810	1.358	75,0	144,0	2.021	3.804	2.885	75,8	142,8	1,2	2,1
Turkey	3.989	7.700	6.913	89,8	173,3	7.603	12.372	11.830	95,6	155,6	4,9	1,7
United Kingdom	1.653	2.155	1.753	81,3	106,0	3.887	4.588	4.776	104,1	122,9	2,0	2,7
Ukraine	201	194	166	85,6	82,6	589	519	640	123,3	108,7	0,3	3,9
Other European countries	308	257	370	144,0	120,1	882	733	1.262	172,2	143,1	0,5	3,4
Egypt	78	67	91	135,8	116,7	208	180	305	169,4	146,6	0,1	3,4
South Africa	98	45	87	193,3	88,8	258	83	159	191,6	61,6	0,1	1,8
Other African countries	182	293	190	64,8	104,4	953	830	1.030	124,1	108,1	0,4	5,4
Canada	779	1.682	981	58,3	125,9	1.345	2.775	1.786	64,4	132,8	0,7	1,8
USA	3.194	5.237	3.577	68,3	112,0	6.800	10.168	8.133	80,0	119,6	3,4	2,3
Other Northern American countries	168	151	115	76,2	68,5	478	302	322	106,6	67,4	0,1	2,8
Brazil	611	1.199	670	55,9	109,7	1.055	1.947	1.648	84,6	156,2	0,7	2,5
Other Southern and Central American countries	925	1.339	980	73,2	105,9	1.409	2.477	1.854	74,8	131,6	0,8	1,9
Bahrain	216	449	339	75,5	156,9	607	1.310	665	50,8	109,6	0,3	2,0
India	337	294	146	49,7	43,3	590	675	440	65,2	74,6	0,2	3,0
Iran	133	54	77	142,6	57,9	297	113	186	164,6	62,6	0,1	2,4
Israel	357	874	511	58,5	143,1	816	1.988	1.167	58,7	143,0	0,5	2,3
Japan	1.447	1.110	1.939	174,7	134,0	1.886	1.503	2.482	165,1	131,6	1,0	1,3
Republic of Korea	5.684	4.257	4.020	94,4	70,7	5.999	4.929	4.473	90,7	74,6	1,9	1,1
Qatar	172	318	201	63,2	116,9	503	843	491	58,2	97,6	0,2	2,4
China	11.695	12.948	17.905	138,3	153,1	12.920	15.451	21.059	136,3	163,0	8,8	1,2
Kuwait	477	656	399	60,8	83,6	1.522	2.321	1.387	59,8	91,1	0,6	3,5
Malaysia	3.308	1.740	3.882	223,1	117,4	3.984	2.320	4.801	206,9	120,5	2,0	1,2
Oman	596	1.098	570	51,9	95,6	1.405	2.432	1.351	55,6	96,2	0,6	2,4
Saudi Arabia	1.131	4.185	1.955	46,7	172,9	2.624	10.399	4.954	47,6	188,8	2,1	2,5
United Arab Emirates	1.528	1.416	1.658	117,1	108,5	3.789	4.104	3.882	94,6	102,5	1,6	2,3
Other Asian countries	4.093	3.143	4.617	146,9	112,8	5.473	5.577	7.625	136,7	139,3	3,2	1,7
Australia	823	1.608	793	49,3	96,4	1.395	2.810	1.705	60,7	122,2	0,7	2,2
New Zealand	81	284	112	39,4	138,3	135	448	185	41,3	137,0	0,1	1,7
Other countries of Oceania	147,0	34	41	120,6	27,9	182,0	43	47	109,3	25,8	0,0	1,1

¹⁾ previous FYR of Macedonia

Noćenja i dolasci stranih turista prema zemlji prebivališta, oktobar 2019.

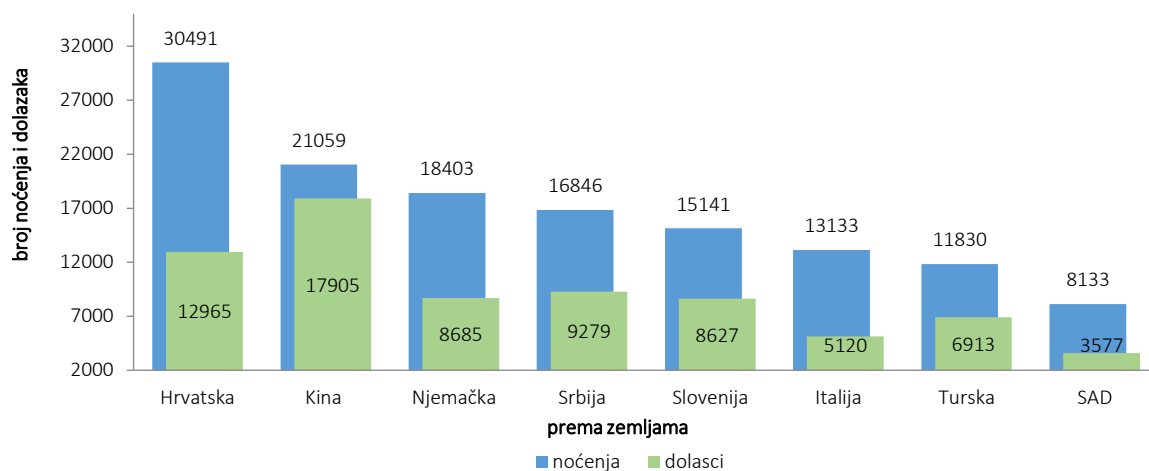


Table 3: Tourist arrivals and nights according to the classification of activities 1)

	Arrivals					Nights					X 2019
	X 2018	IX 2019	X 2019	Indices $\frac{X\ 2019}{IX\ 2019}$	Indices $\frac{X\ 2019}{X\ 2018}$	X 2018	IX 2019	X 2019	Indices $\frac{X\ 2019}{IX\ 2019}$	Indices $\frac{X\ 2019}{X\ 2018}$	Structure of nights %
Total	138.932	169.725	166.335	98,0	119,7	267.162	328.508	326.642	99,4	122,3	100,0
Hotels and similar accommodation	132.031	161.223	160.006	99,2	121,2	245.637	302.232	306.152	101,3	124,6	93,7
Holiday and other short-stay accommodation	4.756	5.946	4.782	80,4	100,5	10.710	13.819	10.990	79,5	102,6	3,4
Camps and camping grounds	393	1.225	586	47,8	149,1	594	1.961	919	46,9	154,7	0,3
Other accommodation	1.752	1.331	961	72,2	54,9	10.221	10.496	8.581	81,8	84,0	2,6
Domestic tourist	35.492	40.715	41.432	101,8	116,7	70.929	87.540	86.414	98,7	121,8	26,5
Hotels and similar accommodation	32.650	37.519	39.075	104,1	119,7	60.215	74.674	76.283	102,2	126,7	23,4
Holiday and other short-stay accommodation	1.502	1.676	1.469	87,6	97,8	2.291	3.347	2.437	72,8	106,4	0,7
Camps and camping grounds	109	359	78	21,7	71,6	117	395	175	44,3	149,6	0,1
Other accommodation	1.231	1.161	810	69,8	65,8	8.306	9.124	7.519	82,4	90,5	2,3
Foreign tourist	103.440	129.010	124.903	96,8	120,7	196.233	240.968	240.228	99,7	122,4	73,5
Hotels and similar accommodation	99.381	123.704	120.931	97,8	121,7	185.422	227.558	229.869	101,0	124,0	70,4
Holiday and other short-stay accommodation	3.254	4.270	3.313	77,6	101,8	8.419	10.472	8.553	81,7	101,6	2,6
Camps and camping grounds	284	866	508	58,7	178,9	477	1.566	744	47,5	156,0	0,2
Other accommodation	521	170	151	88,8	29,0	1.915	1.372	1.062	77,4	55,5	0,3

1) The Classification of Economic Activities of BiH 2010

Table 4: Tourist arrivals and nights, by organisation of tourist arrivals

	Individual arrangement						Organised trip					
	Arrivals tourist			Nights tourist			Arrivals tourist			Nights tourist		
	X 2018	X 2019	Indices $\frac{X\ 2019}{X\ 2018}$	X 2018	X 2019	Indices $\frac{X\ 2019}{X\ 2018}$	X 2018	X 2019	Indices $\frac{X\ 2019}{X\ 2018}$	X 2018	X 2019	Indices $\frac{X\ 2019}{X\ 2018}$
Total	82.559	98.692	119,5	156.992	201.062	128,1	56.373	67.643	120,0	110.170	125.580	114,0
Domestic tourist	28.733	33.323	116,0	55.992	67.384	120,3	6.759	8.109	120,0	14.937	19.030	127,4
Foreign tourist	53.826	65.369	121,4	101.000	133.678	132,4	49.614	59.534	120,0	95.233	106.550	111,9

NOTES ON METHODOLOGY**The purpose of the statistical survey**

The purpose of the statistical survey is to monitor the tourist activity realised in commercial accommodation establishments and to provide internationally comparable BiH's statistics of tourism in accordance with current EU Regulations for the tourism statistics.

Observation units

Observation units are all business entities /legal units which are, by the main activity, registered in accommodation activity (division 55 - KD BiH 2010), persons as well as households that rent accommodation establishments to tourists. For the purpose of the survey, Classification of Activities in Bosnia and Herzegovina - KD BiH 2010 was used, and it is fully compliant with the European Classification of Economic Activities - NACE Rev. 2.

Coverage

Reporting units are all business entities (enterprises, entrepreneurs, institutions, associations etc.) and parts thereof engaged in providing accommodation services in tourism registered according to the CA BiH 2010 under section : 55.1 (hotels and similar accommodation), 55.2 (holiday and other short - stay accommodation), 55.3 (camps and camping grounds), 55.9 (other accommodation), health institutions for their facilities in which persons stay for medical rehabilitation (costs are on persons themselves), business entities and parts thereof engaged in tourist stay in rural households, houses, camps, apartments and rooms directly rented by private persons/households. Survey covers the entire territory of Bosnia and Herzegovina.

Source and methods of data collection

Data on turnover of tourists (number of tourist arrivals and tourist nights) are collected from regular monthly report (TU-11 form). Reports are usually made on the basis of reception records in guest books, entities and their parts engaged in organising and arranging of tourists.

Definitions

Tourism means the activity of visitors taking a trip to a main destination outside their usual environment for less than a year, for leisure, business or other personal purpose other than to be employed by a resident entity in the place visited.

Tourist is every person who, outside his place of permanent residence, spends one night in a hotel or some other accommodation facility for reasons of rest, recreation, health, study, sport, religion, family, business, public tasks or meeting.

Residence is a place where a person came with the intention of permanent stay. Tourist is registered in every place or establishment where he stays and, therefore, in case he/she changes the place or establishment, he/she must register again, which results in data ambiguity. Consequently, the statistics register the number of tourist arrivals and not the number of tourists.

Domestic tourist is a person with permanent residence in the BiH who spends at least one night in a hotel or some other accommodation establishment outside their place or residence.

Foreign tourist is every person with permanent residence outside in BiH who temporarily resides in BiH and who spends at least one night in a hotel or some other accommodation establishment.

Tourist arrivals refer to the number of persons (tourists) who arrived and registered their stay in an accommodation establishment.

Tourist nights refer to every registered overnight stay of a person (tourist) in an accommodation establishment.

Accommodation capacities are presented as the number of rooms, apartments and camping sites, and the number of permanent beds.

Permanent beds are those that are regularly ready-made for renting to guests.

Occupancy rate of permanent beds (net) in the reference period is obtained by dividing the total number of nights by the number of beds on offer and the number of days when the beds are actually available for use during the reference period. The data are expressed as a percentage.

Organization of tourist arrivals represent the way of organising touristic arrangements. Depending on the way of organising, touristic arrangement can be individual or organised (travel agency).

Symbols

- no occurrence

0,0 value not zero but less than 0,05 unit of measure use

Published and printed by the Agency for Statistics of the Bosnia and Herzegovina, 71000 Sarajevo, Zelenih beretki 26

Phone: +387 (33) 911 911 · Telefax: +387 (33) 220 622

E-mail : bhas@bhas.gov.ba · Web site: <http://www.bhas.gov.ba>

Person responsible: Velimir Jukić, PhD, director

Prepared by: Ms. Azra Bander- Demirović

First Release data are also published on the Internet
