



FIRST RELEASE



Users are kindly requested to mention the data source

YEAR XI

SARAJEVO, 10.01.2019.

NUMBER 10

TOURISM STATISTICS

Cumulative data, January –November 2018

In the period from January – November 2018 tourists realised 1,378,542 tourists arrivals which represent the increase by 12.6% and 2,871,004 overnight stays which is increase by 13.8% as compared to the same period of 2017.

The number of domestic tourist nights increased by 15.3% and number of foreign tourist nights increased by 13.2% as compared to the same period of 2017. Domestic tourist's share of total number of overnight stays was 28.2% and foreign tourists share was 71.8%.

Concerning the structure of foreign tourist nights, most of them (51.1%) were realised by tourists from Croatia (11.8%), Serbia (8.0%), Turkey (6.2%), Slovenia (5.5%), United Arab Emirates (5.1%), Germany and Italy (5.0% each) and Poland (4.5%) . Tourists from other countries realised 48.9% of tourist nights.

Regarding the average detention of foreign tourist stays, on the first place comes Malta with average stay of 5.3 nights, Ireland by 3.7 nights, Kuwait by 3.6 nights, Qatar with 3.3 nights, Island and United Arab Emirates with 3.1 nights and France with 3.0 nights.

According to the type of accommodation facility the highest number of nights was recorded in Hotels and similar accommodation with share of 91.1%.

Tourists nights, January - November 2017. and 2018.

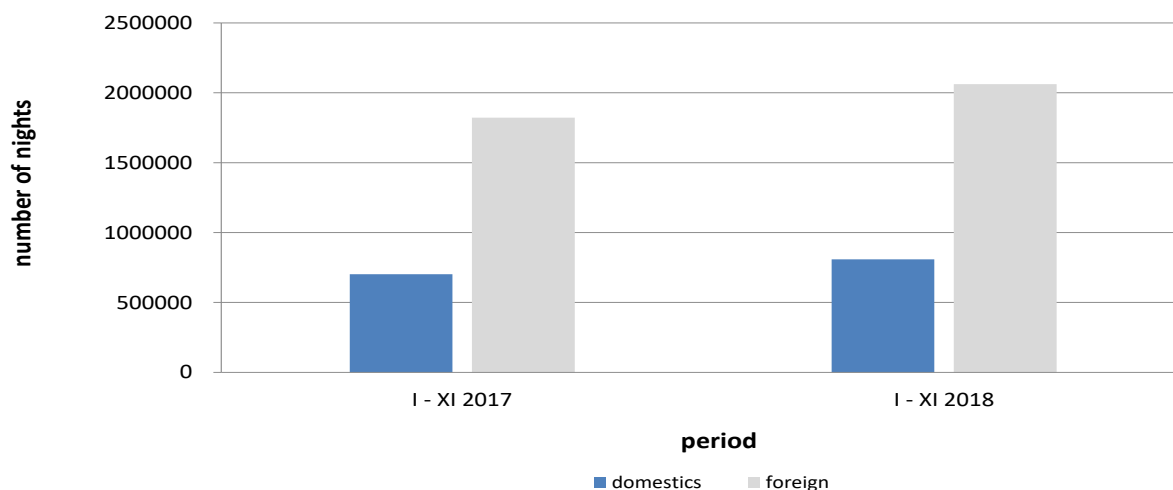


Table1 : Tourist arrivals and nights

	ARRIVALS			NIGHTS			I - XI 2018	
	I - XI 2017	I - XI 2018	Indices $\frac{I-XI\ 2018}{I-XI\ 2017}$	I - XI 2017	I - XI 2018	Indices $\frac{I-XI\ 2018}{I-XI\ 2017}$	Structure of nights %	Average number of nights by arrivals
TOTAL	1,224,477	1,378,542	112.6	2,523,545	2,871,004	113.8	100.0	2,1
Domestic tourist	347,385	375,125	108.0	701,606	808,766	115.3	28,2	2,2
Foreign tourist	877,092	1,003,417	114.4	1,821,939	2,062,238	113.2	71.8	2,1

Foreign tourist nights by country of residence January - November 2017. and 2018.

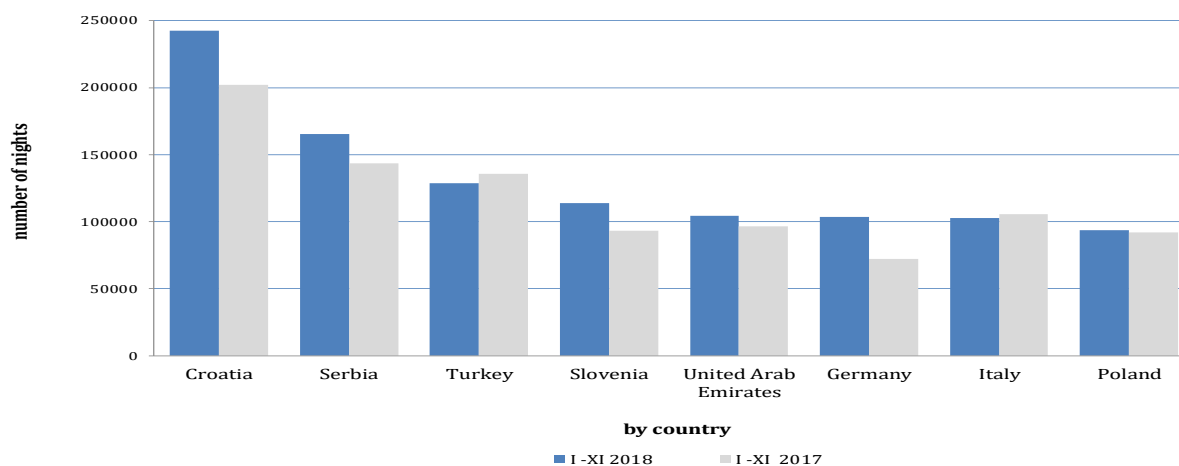


Table 2 : Foreign tourist arrivals and nights by country of residence

	ARRIVALS			NIGHTS			I - XI 2018	
	I - XI 2017 *	I - XI 2018	Indices $\frac{I-XI\ 2018}{I-XI\ 2017}$	I - XI 2017 *	I - XI 2018	Indices $\frac{I-XI\ 2018}{I-XI\ 2017}$	Structure of nights %	Average number of nights by arrivals
TOTAL	877,092	1,003,417	114.4	1,821,939	2,062,238	113.2	100.0	2,1
Albania	3,719	4,429	119.1	8,502	7,727	90.9	0.4	1,7
Austria	22,299	25,060	112.4	41,999	48,373	115.2	2,3	1,9
Belgium	6,016	6,407	106.5	12,755	15,273	119.7	0.7	2,4
Bulgaria	8,329	6,339	76.1	13,337	11,465	86.0	0.6	1,8
Montenegro	12,976	15,393	118.6	29,792	33,906	113.8	1,6	2,2
Czech Republic	5,317	5,794	109.0	9,735	11,558	118.7	0.6	2,0
Denmark	4,148	5,589	134.7	10,526	14,490	137.7	0.7	2,6
Estonia	521	554	106.3	1,152	1,345	116.8	0.1	2,4
Finland	1,791	2,345	130.9	3,575	4,425	123.8	0.2	1,9
France	15,576	20,022	128.5	48,915	60,619	123.9	2,9	3,0
Greece	5,048	6,115	121.1	11,290	12,624	111.8	0.6	2,1
Netherlands	12,840	15,327	119.4	34,850	39,478	113.3	1,9	2,6
Croatia	86,342	104,734	121.3	201,988	242,436	120.0	11,8	2,3
Ireland	3,743	5,518	147.4	13,226	20,233	153.0	1.0	3,7
Iceland	160	327	204.4	334	1,008	301.8	0.0	3,1

(continued on next page)

(continued)

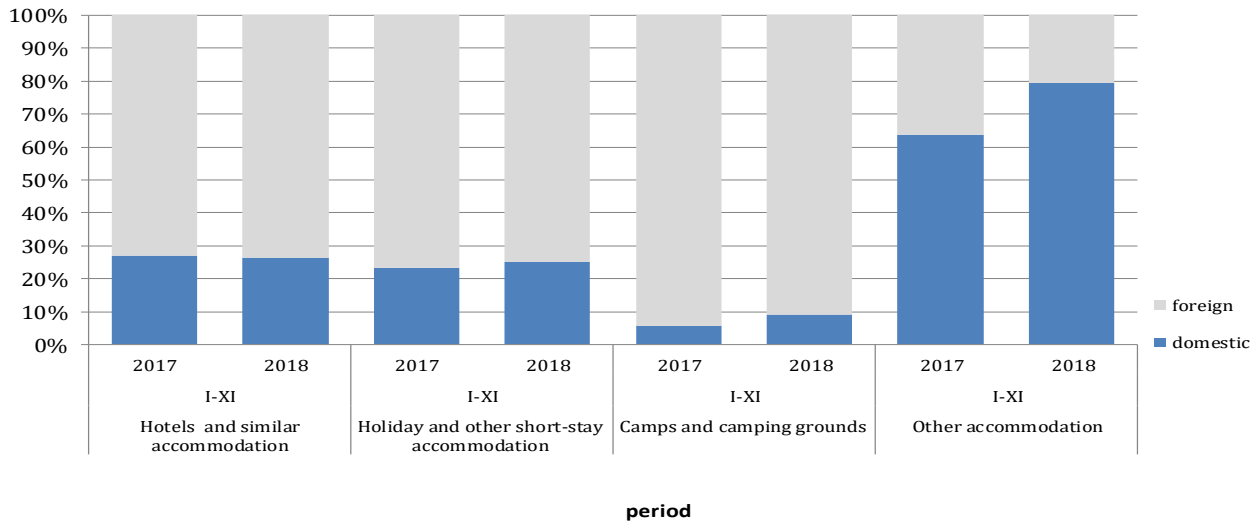
	ARRIVALS			NIGHTS			I - XI 2018	
	I - XI 2017 *	I - XI 2018	Indices I-XI 2018 I-XI 2017	I - XI 2017 *	I - XI 2018	Indices I-XI 2018 I-XI 2017	Structure of nights %	Average number of nights by arrivals
Italy	42,365	43,396	102.4	105,623	102,863	97.4	5.0	2.4
Cyprus	543	848	156.2	819	1,480	180.7	0.1	1.7
Latvia	708	681	96.2	1,430	1,490	104.2	0.1	2.2
Lithuania	1,113	1,199	107.7	1,561	1,756	112.5	0.1	1.5
Luxembourg	476	600	126.1	1,094	1,293	118.2	0.1	2.2
Hungary	11,490	14,538	126.5	23,345	26,380	113.0	1.3	1.8
FYR of Macedonia	7,451	8,184	109.8	14,961	17,179	114.8	0.8	2.1
Malta	540	548	101.5	3,171	2,889	91.1	0.1	5.3
Norway	4,823	4,572	94.8	10,893	10,415	95.6	0.5	2.3
Germany	32,878	48,746	148.3	72,250	103,358	143.1	5.0	2.1
Poland	39,663	39,267	99.0	92,105	93,729	101.8	4.5	2.4
Portugal	1,947	2,959	152.0	3,498	5,052	144.4	0.2	1.7
Romania	4,347	6,314	145.2	13,455	15,405	114.5	0.7	2.4
Russian Federation	5,031	5,411	107.6	10,349	11,372	109.9	0.6	2.1
Slovakia	3,180	3,960	124.5	6,110	7,600	124.4	0.4	1.9
Slovenia	51,316	60,791	118.5	93,297	113,882	122.1	5.5	1.9
Serbia	71,290	82,054	115.1	143,423	165,324	115.3	8.0	2.0
Spain	10,249	14,090	137.5	20,841	24,732	118.7	1.2	1.8
Switzerland (including Liechtenstein)	9,390	10,307	109.8	19,436	21,062	108.4	1.0	2.0
Sweden	11,856	12,053	101.7	27,770	28,154	101.4	1.4	2.3
Turkey	88,691	83,696	94.4	135,683	128,615	94.8	6.2	1.5
United Kingdom	12,392	13,838	111.7	28,983	31,708	109.4	1.5	2.3
Ukraine	1,684	1,738	103.2	3,367	3,938	117.0	0.2	2.3
Other European countries	2,553	3,428	134.3	5,882	8,075	137.3	0.4	2.4
Egypt	1,134	781	68.9	2,578	2,294	89.0	0.1	2.9
South Africa	417	754	180.8	884	1,641	185.6	0.1	2.2
Other African countries	1,534	1,967	128.2	4,473	7,281	162.8	0.4	3.7
Canada	6,241	6,706	107.5	12,462	12,530	100.5	0.6	1.9
USA	25,139	27,511	109.4	55,355	58,975	106.5	2.9	2.1
Other Northern American countries	724	927	128.0	1,293	2,038	157.6	0.1	2.2
Brazil	3,563	3,908	109.7	6,394	7,011	109.6	0.3	1.8
Other Southern and Central American countries	5,528	6,715	121.5	11,113	12,332	111.0	0.6	1.8
Bahrain ¹⁾	8,016	6,971	87.0	22,992	19,655	85.5	1.0	2.8
India	1,614	2,359	146.2	3,625	5,110	141.0	0.2	2.2
Iran	341	868	254.5	1,093	2,062	188.7	0.1	2.4
Israel	7,886	7,837	99.4	16,486	20,617	125.1	1.0	2.6
Japan	6,426	7,683	119.6	8,602	10,323	120.0	0.5	1.3
Republic of Korea	50,994	44,557	87.4	55,280	49,656	89.9	2.4	1.1
Qatar ¹⁾	2,256	3,671	162.7	7,517	12,078	160.7	0.6	3.3
China	30,646	56,680	185.0	35,830	64,743	180.7	3.1	1.1
Kuwait	10,105	8,118	80.3	37,686	29,102	77.2	1.4	3.6
Malaysia 2)	11,877	16,424	138.3	15,179	21,294	140.3	1.0	1.3
Oman 2)	13,656	11,214	82.1	33,771	27,729	82.1	1.3	2.5
Saudi Arabia	24,219	30,652	126.6	60,964	76,833	126.0	3.7	2.5
United Arab Emirates ¹⁾	32,464	33,866	104.3	96,728	104,380	107.9	5.1	3.1
Other Asian countries	17,500	24,773	141.6	31,508	40,981	130.1	2.0	1.7
Australia	8,500	9,092	107.0	15,955	17,336	108.7	0.8	1.9
New Zealand	1,031	1,280	124.2	1,860	2,13	114.5	0.1	1.7
Other countries of Oceania	480	933	194.4	989	1,396	141.2	0.1	1.5

¹⁾ Since 2016, Bahrain, Qatar and United Arab Emirates have been detached from other Asian countries and are now observed separately.

²⁾ Since 2017, Malaysia and Oman have been detached from other Asian countries and are now observed separately

^{*)} final data

Structure of tourists nights according to the classification of activity 1) January - November 2017. and 2018.



	ARRIVALS			NIGHTS			I - XI 2018
	I - XI 2017	I - XI 2018	Indices $\frac{I - XI 2018}{I - XI 2017}$	I - XI 2017	I - XI 2018	Indices $\frac{I - XI 2018}{I - XI 2017}$	Structure of nights %
TOTAL	1,224,477	1,378,542	112.6	2,523,545	2,871,004	113.8	100.0
Hotels and similar accommodation	1,148,410	1,286,732	112.0	2,327,832	2,614,349	112.3	91.1
Holiday and other short-stay accommodation	43,892	53,994	123.0	97,276	118,474	121.8	4.1
Camps and camping grounds	12,423	14,387	115.8	21,735	24,440	112.4	0.9
Other accommodation	19,752	23,429	118.6	76,702	113,741	148.3	4.0
Domestic tourists	347,385	375,125	108.0	701,606	808,766	115.3	28.2
Hotels and similar accommodation	322,411	340,476	105.6	628,860	686,506	109.2	23.9
Holiday and other short-stay accommodation	13,343	16,428	123.1	22,538	29,762	132.1	1.0
Camps and camping grounds	967	1,696	175.4	1,257	2,199	174.9	0.1
Other accommodation	10,664	16,525	155.0	48,951	90,299	184.5	3.1
Foreign tourist	877,092	1,003,417	114.4	1,821,939	2,062,238	113.2	71.8
Hotels and similar accommodation	825,999	946,256	114.6	1,698,972	1,927,843	113.5	67.1
Holiday and other short-stay accommodation	30,549	37,566	123.0	74,738	88,712	118.7	3.1
Camps and camping grounds	11,456	12,691	110.8	20,478	22,241	108.6	0.8
Other accommodation	9,088	6,904	76.0	27,751	23,442	84.5	0.8

¹⁾ The Classification of Economic Activities of BiH 2010

NOTES ON METHODOLOGY

The purpose of the statistical survey

The purpose of the statistical survey is to monitor the tourist activity realised in commercial accommodation establishments and to provide internationally comparable BiH's statistics of tourism in accordance with current EU standards for the tourism statistics.

Observation units

Observation units are all business entities /legal units which are, by the main activity, registered in accommodation activity (division 55 - KD BiH 2010), persons as well as households that rent accommodation establishments to tourists. For the purpose of the survey, Classification of Activities in Bosnia and Herzegovina - KD BiH 2010 was used, and it is fully compliant with the European Classification of Economic Activities - NACE Rev. 2.

Coverage

Reporting units are all business entities (enterprises, entrepreneurs, institutions, associations etc.) and parts thereof engaged in providing accommodation services in tourism registered according to the CA BiH 2010 under section : 55.1 (hotels and similar accommodation), 55.2 (holiday and other short - stay accommodation), 55.3 (camps and camping grounds), 55.9 (other accommodation), health institutions for their facilities in which persons stay for medical rehabilitation (costs are on persons themselves), business entities and parts thereof engaged in tourist stay in rural households, houses, camps, apartments and rooms directly rented by private persons/households. Survey covers the entire territory of Bosnia and Herzegovina.

Source and methods of data collection

Data on turnover of tourists (number of tourist arrivals and tourist nights) are collected from regular monthly report (TU-11 form). Reports are usually made on the basis of reception records in guest books, entities and their parts engaged in organising and arranging of tourists.

Definitions

Tourism means the activity of visitors taking a trip to a main destination outside their usual environment for less than a year, for leisure, business or other personal purpose other than to be employed by a resident entity in the place visited.

Tourist is every person who, outside his place of permanent residence, spends one night in a hotel or some other accommodation facility for reasons of rest, recreation, health, study, sport, religion, family, business, public tasks or meeting.

Residence is a place where a person came with the intention of permanent stay. Tourist is registered in every place or establishment where he stays and, therefore, in case he/she changes the place or establishment, he/she must register again, which results in data ambiguity. Consequently, the statistics register the number of tourist arrivals and not the number of tourists.

Domestic tourist is a person with permanent residence in the BiH who spends at least one night in a hotel or some other accommodation establishment outside their place or residence.

Foreign tourist is every person with permanent residence outside in BiH who temporarily resides in BiH and who spends at least one night in a hotel or some other accommodation establishment.

Symbols

- no occurrence

0,0 value not zero but less than 0,05 unit of measure use

Published and printed by the Agency for Statistics of the Bosnia and Herzegovina, 71000 Sarajevo, Zelenih beretki 26

Phone: +387 (33) 911 911 · Telefax: +387 (33) 220 622

E-mail : bhas@bhas.ba · Web site: <http://www.bhas.gov.ba>

Person responsible: PhD Velimir Jukić, director

Prepared by: Ms. Jasmina Omić

First Release data are also published on the Internet
