



# SAOPĆENJE

## FIRST RELEASE



Molimo korisnike da prilikom upotrebe podataka obavezno navedu izvor  
*Users are kindly requested to mention the data source*

GODINA/ YEAR X

SARAJEVO, 30.12.2019.

BROJ/ NUMBER 3

## SAOBRAĆAJ

### TRANSPORT

#### CESTOVNI, ŽELJEZNIČKI I VAZDUŠNI SAOBRAĆAJ III kvartal 2019. godine

##### ROAD TRANSPORT, RAILWAY TRANSPORT AND AIR TRANSPORT

*3<sup>rd</sup> quarter 2019.*

U cestovnom prijevozu robe broj pređenih kilometara vozila u III kvartalu 2019. godine u odnosu na III kvartal prethodne godine veći je za 2,9%. Opseg prevezene robe veći je za 0,1%. Ostvareni tonski kilometri veći su za 2,8%.

U cestovnom prijevozu putnika pređeni kilometri vozila pokazuju povećane od 3,8%. Broj prevezenih putnika manji je za 24,7% u odnosu na treći kvartal prethodne godine. Ostvareni putnički kilometri veći su za 1,2% u odnosu na isti kvartal prethodne godine.

U gradsko-prigradskom prijevozu u III kvartalu 2019. godine u odnosu na isti kvartal prethodne godine pređeni kilometri vozila manji su za 1,9%, a broj prevezenih putnika manji je za 3,3%.

U željezničkom prijevozu robe opseg prevezene robe u III kvartalu 2019. godine manji je za 8,9%, a broj ostvarenih tonskih kilometara veći je za 1,5% u odnosu na isti kvartal prethodne godine.

Broj prevezenih putnika željeznicom u III kvartalu 2019. godine veći je za 22,6%, a broj ostvarenih putničkih kilometara veći je za 42,5% u odnosu na isti kvartal prethodne godine.

U III kvartalu 2019. godine broj aerodromskih operacija pokazuje rast od 8,6% u odnosu na isti kvartal prethodne godine. Broj prevezenih putnika veći je za 14,2% u odnosu na isti kvartal prethodne godine.

In the road transport of goods in the third quarter of 2019, the number of kilometres covered by vehicles is higher by 2.9 %, compared to the second quarter of the previous year. The volume of transported goods are higher by 0.1%. The tonne-kilometers achieved were 2.8% higher.

*In the road transport of passengers the vehicle kilometres that are covered shows increased by 3,8%. The number of passengers carried decreased by 24.7% compared to the third quarter of the previous year. Achieved passenger kilometres are increased by 1.2% compared to the same quarter of the previous year.*

*In the third quarter of 2019 the number of total kilometres covered in urban-suburban transport are decreased by 1.9% compared to the same quarter of the previous year, while the number of passengers transported was slightly lower by 3.5%.*

*In the third quarter of the 2019 the volume of transported goods in the railway transport are decreased by 8,9%, and the number of achieved tonne - kilometres is higher by 1.5% compared to the same quarter of the previous year.*

*In the third quarter of 2019 the number of transported passengers in the railway transport are increased by 22.6%, and the number of achieved passenger kilometres are increased by 42.5% compared to the same quarter of the previous year.*

*In the third quarter of 2019 the number of aircraft movements indicates an increase of 8.8% compared to the same quarter of the previous year. The number of transported passengers is higher by 14.2% compared to the same quarter of the previous year.*

## CESTOVNI PRIJEVOZ

### ROAD TRANSPORT

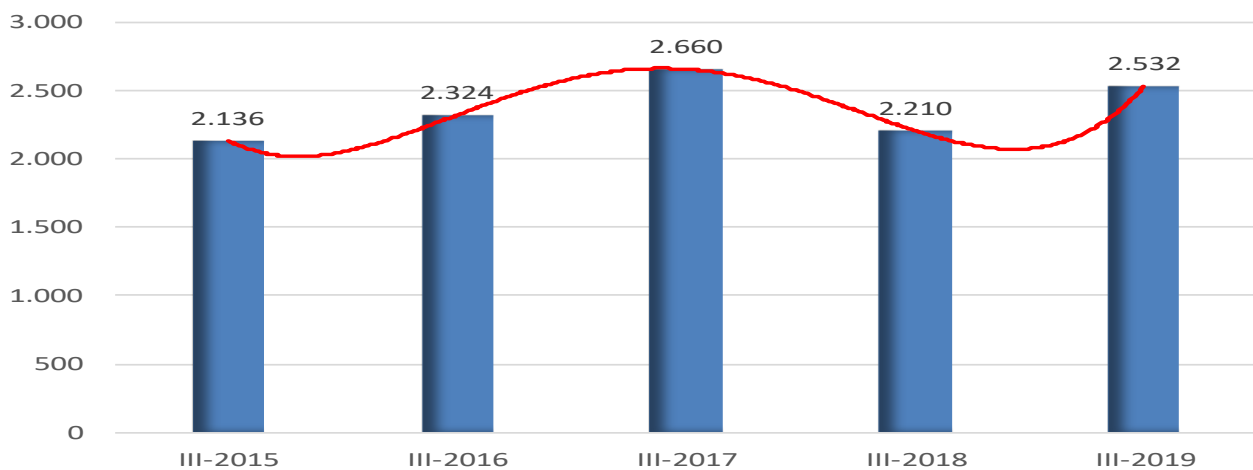
Obim saobraćaja po indikatorima saobraćaja	III kvartal/ quarter	I-III kvartal/ quarter	II kvartal/ quarter	III kvartal/ quarter	I-III kvartal/ quarter	Volume of transport by transport indicators
	2018		2019			
<b>PRIJEVOZ ROBE / TRANSPORT OF GOODS</b>						
Pređeni kilometri vozila, 000	152.654	436.335	150.852*	157.047*	445.619*	Vehicle-kilometres covered,000
Prevezeno tona robe, 000 t	2.530	7.434	2.210*	2.532	6.892	Tons of goods transported, 000t
Tonski kilometri, 000	1.125.812	3.229.919	1.094.192	1.156.772	3.265.585	Tonne- kilometres, 000
<b>PRIJEVOZ PUTNIKA / TRANSPORT OF PASANGERS</b>						
Pređeni kilometri vozila, 000	24.038	70.617	23.500	24.945	71.755	Vehicle-kilometres covered,000
Prevezeni putnici, 000	5.015	12.514	3.561*	3.777*	10.480*	Passenger transported, 000
Putnički kilometri, 000	464.633	1.266.305	433.693*	470.132*	1.287.315*	Passenger- kilometres,000

Indeksi po indikatorima saobraćaja	III2019 III 2018		I-III 2019 I-III 2018		Indicies by transport indicators
	<b>PRIJEVOZ ROBE/ TRANSPORT OF GOODS</b>				
Pređeni kilometri vozila			102,9	102,1	Vehicle- kilometres covered
Prevezeno tona robe			100,1	92,7	Tons of goods transported
Tonski kilometri			102,8	101,1	Tonne- kilometres
<b>PRIJEVOZ PUTNIKA/ TRANSPORT OF PASANGERS</b>					
Pređeni kilometri vozila			103,8	101,6	Vehicle- kilometres covered
Prevezeni putnici			75,3	83,7	Passengers transported
Putnički kilometri			101,2	101,7	Passenger-kilometres

\*Podaci su korigovani

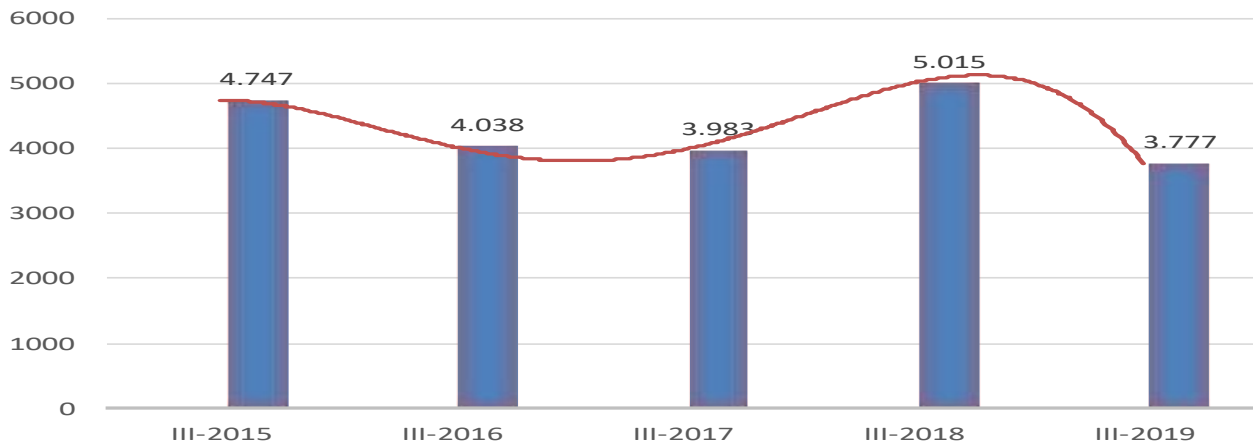
#### G.1. Prevezeno robe u cestovnom saobraćaju, hiljadama tona

##### G.1. Goods transported in road transport, 000t



#### G.2. Prevezeni putnici u cestovnom saobraćaju, 000

##### G.2. Number of passengers carried in road transport, 000



**GRADSKO - PRIGRADSKI PRIJEVOZ**  
**URBAN - SUBURBAN TRANSPORT**

Obim saobraćaja po indikatorima saobraćaja	III kvartal/ quarter	I-III kvartal/ quarter	II kvartal/ quarter	III kvartal/ quarter	I-III kvartal/ quarter	Volume of transport by transport indicators
	2018		2019			
Pređeni kilometri vozila, 000	16.304	48.225	15.421*	15.998	46.773	Vehicle-kilometres covered,000
Prevezeni putnici, 000	29.389	94.195	31.194*	28.358	90.117	Passenger transported, 000
Indeksi po indikatorima saobraćaja	III 2019 III 2018		I-III 2019 I-III 2018			Indicies by transport indicators
Pređeni kilometri vozila,000			98,1			
Prevezeni putnici			96,5			95,7

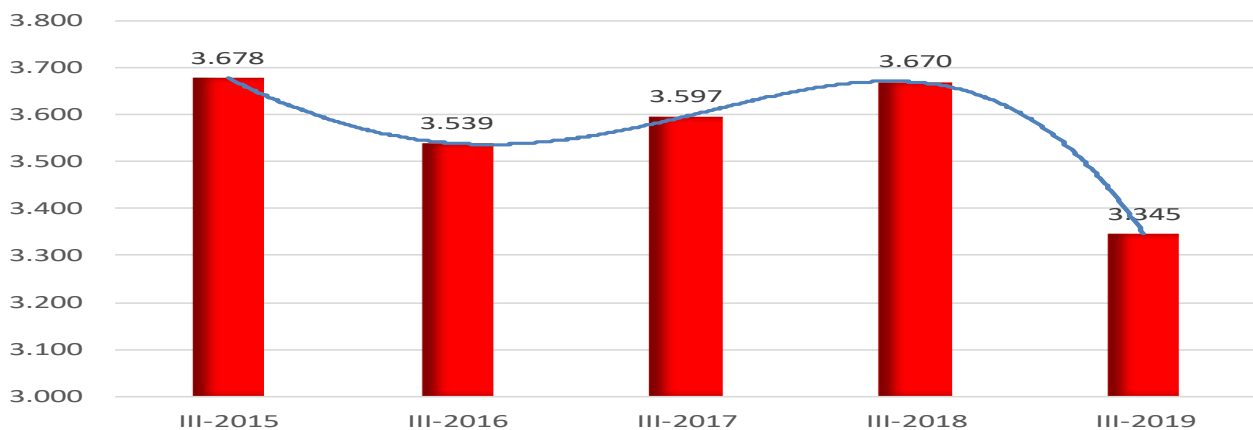
\*Podaci korigovani u odnosu na objavljene podatke u statističkom saopćenju za II kvartal 2019.

**ŽELJEZNIČKI PRIJEVOZ**  
**RAILWAY TRANSPORT**

Obim saobraćaja po indikatorima saobraćaja	III kvartal/ quarter	I-III kvartal/ quarter	II kvartal/ quarter	III kvartal/ quarter	I-III kvartal/ quarter	Volume of transport by transport indicators
	2018		2019			
<b>PRIJEVOZ ROBE / TRANSPORT OF GOODS</b>						
Prevezeno tona robe, 000 t	3.670	9.916	3.686	3.345	10.369	Tons of goods transported, 000t
Tonski kilometri	315.508	845.101	350.523	320.386	972.137	Tonne- kilometres, 000
<b>PRIJEVOZ PUTNIKA/ TRANSPORT OF PASSANGERS</b>						
Prevezeni putnici, 000	164	413	171	201	500	Passenger transported, 000
Putnički kilometri, 000	13.408	30.149	14.009	19.100	42.315	Passenger- kilometres,000
Indeksi po indikatorima saobraćaja	III 2019 III 2018		I-III 2019 I-III 2018			Indicies by transport indicators
<b>PRIJEVOZ ROBE/ TRANSPORT OF GOODS</b>						
Prevezeno tona robe	91,1		104,6			Tons of goods transported
Tonski kilometri	101,5		115,0			Tonne- kilometres
<b>PRIJEVOZ PUTNIKA/ TRANSPORT OF PASSANGERS</b>						
Prevezeni putnici	122,6		121,1			Passengers transported
Putnički kilometri	142,5		140,4			Passenger-kilometres

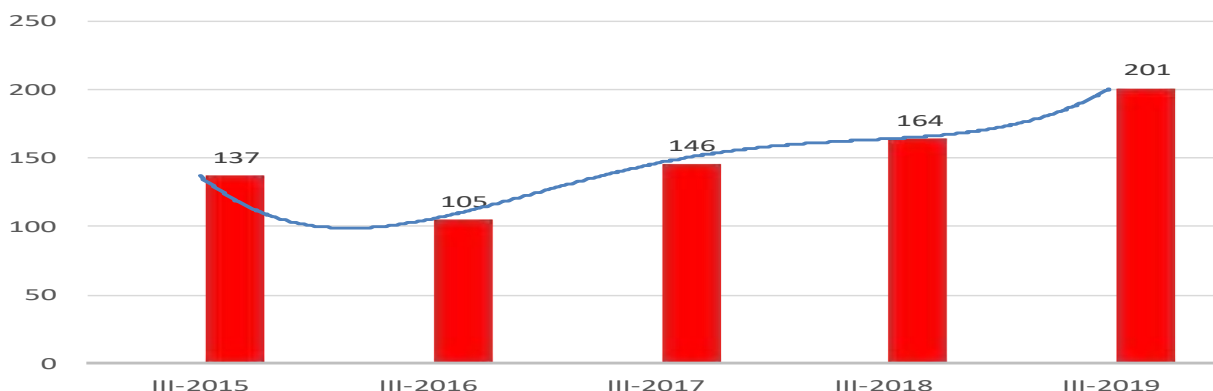
**G.3. Prevezeno robe u željezničkom saobraćaju, hiljadama tona**

G.3 Transported goods in railway transport, 000t



**G.4 Prevezeni putnici u željezničkom saobraćaju, 000**

G.4 Number of passengers carried in railway transport, 000



**Prijevoz opasnih tereta željeznicom**  
*Transport of dangerous goods by rail*

		Ukupan prijevoz opasnih tereta		Prijevoz opasnih tereta prema vrsti prijevoza, težina u tonama					
		tone	tonski kilometri u hiljadama	unutrašnji prijevoz	međunarodni prijevoz			tranzit	
					ukupno (f+g)	utovar	istovar		
a		b	c	d	e	f	g	h	
1.	Ukupno (2 do 14)		106.502	9.722.941	0	78.333	15.015	63.317	28.169
2.	Klasa 1.	Eksplozivi	1.338	178.605	0	1.338	1.338	0	0
3.	Klasa 2.	Plinovi	11.895	593.533	0	9.193	0	9.193	2.702
4.	Klasa 3.	Zapaljive tečnosti	30.400	5.067.383	0	22.043	48	30.400	8.356
5.	Klasa 4.1.	Zapaljive čvrste materije	14.085	945.585	0	14.085	13.629	455	0
6.	Klasa 4.2.	Samozapaljive materije	4.444	893.284	0	4.444	0	4.444	0
7.	Klasa 4.3.	Materije koje u dodiru s vodom proizvode zapaljive plinove	0	0	0	0	0	0	0
8.	Klasa 5.1.	Oksidirajuće materije	2.625	175.350	0	2.625	0	2.625	0
9.	Klasa 5.2.	Organski peroksidi	0	0	0	0	0	0	0
10.	Klasa 6.1.	Otrovne materije	0	0	0	0	0	0	0
11.	Klasa 6.2.	Infektivne materije	0	0	0	0	0	0	0
12.	Klasa 7.	Radioaktivne materije	0	0	0	0	0	0	0
13.	Klasa 8.	Korozivne materije	27.617	576.811	0	24.605	0	24.605	27.617
14.	Klasa 9.	Ostale opasne materije	14.098	1.292.389	0	0	0	0	14.098

**Željeznice ukupno***Railways total*

			III 2019
1.	Zaposleno osoblje na željeznici (stanje zadnjeg dana u kvartalu) Staff employed on the railway (State of the last day in a quarter)	Ukupno (2+3) Total	5.441
2.		stalno zaposleni permanently employed	
3.		sezonsko osoblje seasonal staff	
7.	Prihodi u hiljadama KM Revenue in thousands of KM	Ukupno (8+9+10) Total	32.472
8.		od putničkog prijevoza from passenger transport	1.321
9.		od teretnog prijevoza from freight transport	30.452
10.		ostali prihodi other revenue	699

## VAZDUŠNI SAOBRAĆAJ<sup>1)</sup>

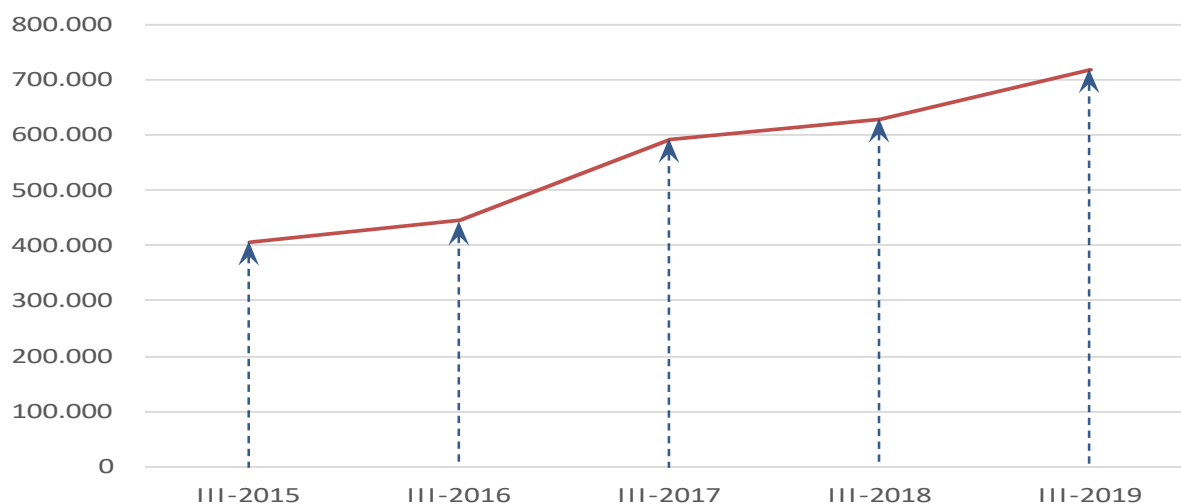
### AIR TRANSPORT<sup>1)</sup>

Obim saobraćaja po indikatorima saobraćaja	III kvartal/ quarter	I-III kvartal/ quarter	II kvartal/ quarter	III kvartal/ quarter	I-III kvartal/ quarter	Volume of transport by transport indicators
	2018		2019			
Broj aerodromskih operacija	6.448	15.548	5.688	7.002	16.513	Number of aircraft movements
Broj prevezenih putnika	630.631	1.355.068	498.729	719.963	1.523.229	Number of passengers
Uzletjeli ( ukrcani)	326.099	680.898	238.710	371.517	766.364	Embarked
Sletjeli ( iskrncani)	304.532	674.170	260.019	348.446	756.865	Disembarked
Prevezeni teret, t	602	1.807	514	737	1.693	Freight transported, tonne
Utovaren	154	619	138	163	424	Loaded
Istovaren	508	1.188	376	574	1.270	Unloaded
Prevezena pošta, t	96	310	95	92	293	Mail transported, tonne
Utovarena	23	55	40	47	74	Loaded
Istovarena	73	255	55	75	219	Unloaded

Indeksi po indikatorima saobraćaja	III 2019 II 2019	III 2019 III 2018	I-III 2019 I-III 2018	Indicies by transport indicators	
Broj aerodromskih operacija		123,1	108,6	106,2	Aircraft movements
Broj prevezenih putnika		144,6	114,2	112,4	Number of passengers
Prevezeni teret		143,4	122,4	93,7	Freight transported
Prevezena pošta		96,8	95,8	94,5	Mail transported

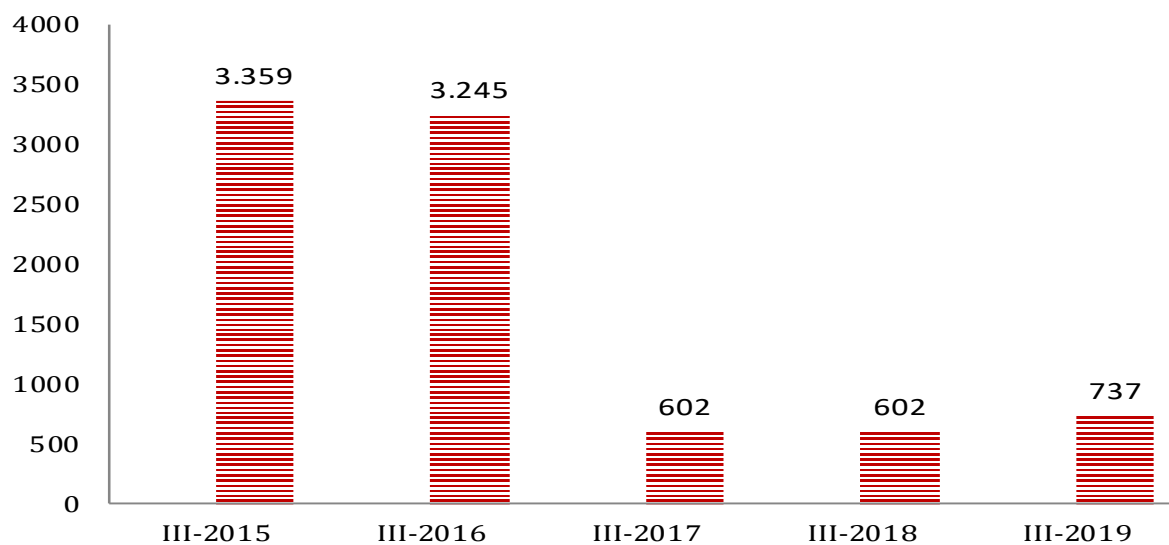
#### G.5. Broj prevezenih putnika u vazdušnom saobraćaju

##### G.5. Number of passengers carried in air transport




#### G.6. Prevezeni teret u vazdušnom saobraćaju, tona.

##### G.6. Transported cargo air traffic, tons.

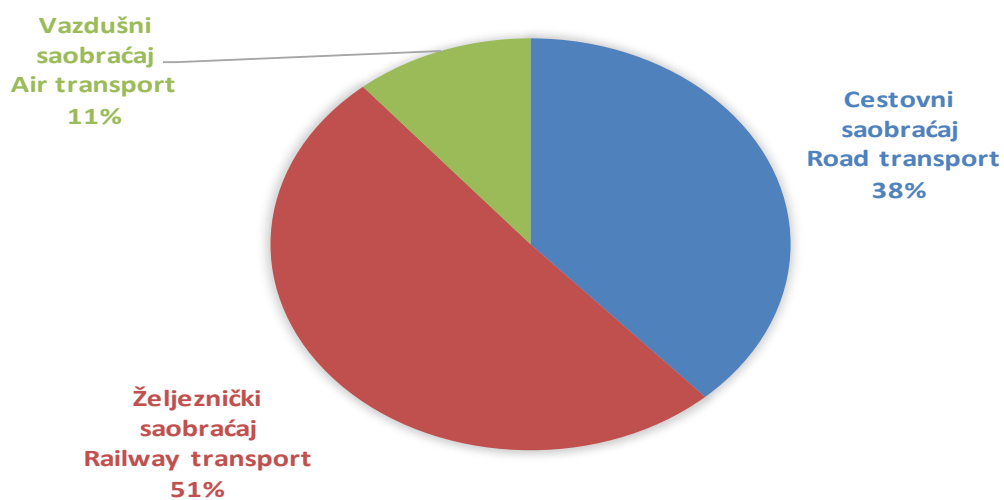


<sup>1)</sup> Izvor podataka: Direkcija za civilno vazduhoplovstvo Bosne i Hercegovine  
Data source: Directorate of Civil Aviation of Bosnia and Herzegovina

G.7. Struktura prijevoza putnika, treći kvartal 2019. godine  
G.7. Structure of transport of passengers, third quarter 2019 year



G.8. Struktura prijevoza robe, treći kvartal 2019. godine  
G.8. Structure of goods transport third quarter 2019 year



## METODOLOŠKA OBJAŠNENJA

Podaci o cestovnom i željezničkom saobraćaju dobijeni su obradom mjesečnih i kvartalnih statističkih izvještaja koje su entitetski statistički zavodi prikupili. Izvještajne jedinice su preduzeća i drugi poslovni subjekti koji se bave prijevozom putnika i robe (tereta) u unutrašnjem i međunarodnom prijevozu.

Statistički podaci o vazдушnim operacijama, prevezenim putnicima, teretu i pošti na aerodromima u BiH preuzeti su od Direkcije za civilno vazduhoplovstvo BiH. Direkcija je ustupljene statističke podatke obradila u skladu sa statističkim programom i standardima International Civil Aviation Organization (ICAO).

Svi podaci o broju putnika, teretu i pošti odnose se na međunarodni vazdušni saobraćaj, jer u BiH nema domaćeg vazdušnog saobraćaja.

Podaci o poštanskom prometu dobijeni su na osnovu obrade statističkih izvještaja koje su entitetski statistički zavodi prikupili. Izvještajne jedinice su preduzeća registrovana u ovoj djelatnosti.

## DEFINICIJE

Pod pojmom prijevoz podrazumijeva se kretanje putnika ili tereta od jednog mjesta (mjesto ukrcaja/utovara) do drugog mjesta (mjesto iskrcanja/istovara) i predstavlja mjeru aktivnosti prevoznih preduzeća.

Unutrašnji prijevoz obuhvata prijevoz putnika obavljen između mjesta ukrcaja i mjesta iskrcanja unutar granica naše zemlje.

Međunarodni prijevoz obuhvata prijevoz putnika između mjesta ukrcaja u našoj zemlji i mjesta iskrcanja u inostranstvu i obrnuto.

Prijevoz putnika obuhvata prevezene putnike u unutrašnjem i međunarodnom saobraćaju.

Putnički kilometar je jedinica mjere koja predstavlja prijevoz jednog putnika na udaljenosti od jednog kilometra. Pod robom se podrazumijeva svaka roba koja se prevozi željezničkim i cestovnim sredstvima.

Prijevoz robe iskazuje se u tonama i u tonskim kilometrima, a predstavlja zbroj svih kilometara ostvarenih u unutrašnjem i međunarodnom prijevozu.

Tonski kilometar je jedinica mjere koja predstavlja prijevoz jedne tone robe na udaljenosti od jednog kilometra.

Gradski prijevoz putnika se odnosi na rad poslovnih subjekata koji se bave prijevozom putnika u gradskim i prigradskim naseljima. Predstavljen je podacima o pređenim kilometrima vozila i prevezenim putnicima.

### Aerodrom

Određena kopnena ili vodena površina (uključujući sve zgrade, instalacije i opremu) namijenjena da se u potpunosti ili jednim svojim dijelom koristi za polijetanje i slijetanje aviona, kao i njihovo kretanje po zemljanoj površini i koja je otvorena za obavljanje aktivnosti komercijalnog avio saobraćaja.

### Avion

Bilo koja mašina koja može da se održava u atmosferi zahvaljujući potisku vazduha isključujući potisak vazduha u odnosu na površinu zemlje.

### Kretanje aviona

Polijetanje i slijetanje aviona na aerodrom.

## NOTES OF METHODOLOG

*Data on Road and Railway transport were obtained by processing monthly and quarterly statistical data from surveys conducted by the Statistical Offices at the level of entities. The reporting units for these surveys are enterprises and other business subjects engaged in domestic and international transport of passengers and goods.*

*Statistical data on aircraft movements, number of passengers, freight and mail transported on airports in BiH are taken from Directorate of civil aviation of BiH. Directorate processed supplied statistical data in accordance with International Civil Aviation Organization (ICAO) statistical programme and standards.*

*All data on number of passengers, freight and mail are related to international air transport. BiH has no domestic air transport.*

*Data on postal transport were obtained by processing statistical data from surveys conducted by the Statistical Offices at the level of entities. The reporting units for these surveys are enterprises registered in this activity.*

## DEFINITIONS

*Considered as transport is movement of passengers or cargo from one place (loading place) to another place (unloading place) and representing the operation of transport enterprises.*

*Domestic transport implies transport of passenger between places of loading and unloading within the borders of the country.*

*International transport implies transport of passengers between the place of loading in our country and the place of unloading abroad, or the other way round.*

*Transport of passengers include transported passengers into domestic and international transport.*

*Passenger kilometre is a unit of measure which refers to transport of one passenger at the distance of one kilometre.*

*Goods are any goods transported by railway or road transport means.*

*Goods transport is given in tons and ton kilometres, and it is the sum of all kilometres realized in domestic and international transport.*

*Tonne kilometre is a unit of measure which refers to transport of one tone of goods at the distance of one kilometre.*

*Urban transport of passengers refers to the work of economic entities engaged in transport of passengers in urban and suburban settlements. Data on urban/suburban transport is represented by the indicators of kilometres covered and passenger transported.*

### Airport

*A defined area of land or water (including any buildings, installations and equipment) intended to be used either wholly or in part for the arrival, departure and surface movement of aircraft and open for commercial air transport operations.*

### Aircraft

*Any machine that can derive support in the atmosphere from the reactions of the air other than the reactions of air against the earth's surface*

### Aircraft movement

*An aircraft take-off or landing at an airport.*



U statistici vazdušnog saobraćaja jedan dolazak i jedan polazak računaju se kao dva kretanja. Uključena su sva kretanja aviona u komercijalne svrhe i nekomercijalne operacije generalne avijacije. Isključeni su državni letovi dodirni i idi i neuspjeli prilazi.

Vazdušni prijevoz

Bilo koje kretanje robe i/ili putnika avionom.

Komercijalni vazdušni prijevoz

Bilo koje kretanje robe i/ili putnika avionom u komercijalne svrhe.

Domaći vazdušni prijevoz

Vazdušni prijevoz na domaćim letovima.

Međunarodni vazdušni prijevoz

Vazdušni prijevoz na međunarodnim letovima.

Mjesto polaska i dolaska na letu

Saobraćaj u okviru obavljanja komercijalne vazdušne usluge koja je označena jedinstvenim brojem leta i podijeljena na parove aerodroma prema mjestima utovara/ukrcaja i mjestima istovara/iskrcaja na tom letu.

Prevezeni putnici u vazdušnom prijevozu

Svi putnici na određenom letu (pod istim brojem leta) računati samo jedanput, a ne iznova na svakoj dionici tog leta.

Uključuju se svi putnici koji se prevoze uz naknadu ili bez naknade, čije putovanje počinje ili završava se na izvještajnom aerodromu i putnici u transferu koji se pridružuju ili napuštaju let na izvještajnom aerodromu. Isključuju se putnici u direktnom tranzitu.

Teret

Bilo koji predmet prevezen avionom, osim pošte, potrepština posade i prtljaga.

U statističke svrhe, teret obuhvata ekspresno poslat teret i pošiljke, diplomatske torbe, ali ne i putnički prtljag. Svaki prijevoz kamionima, uz korištene vazdušnog tovarnog lista, treba da bude isključen.

STATISTIČKA ZNAČENJA

- nema pojave

... nema podataka

\* korigovan podatak

KORIŠTENE SKRAĆENICE

km kilometar

pkm putnički kilometar

t tona

tkm tonski kilometar

*For airport traffic purposes one arrival and one departure is counted as two movements. Included are all commercial aircraft movements and non-commercial general aviation operations. Excluded are State flights, touch and go, overshoots and unsuccessful approaches.*

*Air transport*

*Any movement of goods and/or passengers on an aircraft movement.*

*Commercial air transport*

*Any movement of goods and/or passengers on a commercial aircraft movement.*

*National air transport*

*Air transport on a domestic flight*

*International air transport*

*Air transport on an international flight.*

*On flight origin and destination (OFOD)*

*Traffic on a commercial air service identified by a unique flight number subdivided by airport pairs in accordance with point of embarkation and point of disembarkation on that flight.*

*Air passengers carried*

*All passengers on a particular flight (with one flight number) counted once only and not repeatedly on each individual stage of that flight.*

*All revenue and non-revenue passengers whose journey begins or terminates at the reporting airport and transfer passengers joining or leaving the flight at the reporting airport. Excludes direct transit passengers.*

*Freight*

*Any property carried on an aircraft other than mail, stores and baggage.*

*For statistical purposes, freight includes express freight and parcels and diplomatic bags but not passenger baggage. All trucking operations using an air waybill should be excluded.*

STATISTICAL SIGNS

- no occurrence of event

... data not available

\* corrected data

ABBREVIATIONS USED

km kilometer

pkm passenger kilometer

t ton

tkm tonne- kilometer

---

**Izdaje i štampa Agencija za statistiku Bosne i Hercegovine, 71000 Sarajevo, Zelenih beretki 26**  
*Published and printed by the Agency for Statistics of the Bosnia and Herzegovina, 71000 Sarajevo, Zelenih beretki 26*

**Telefon/Phone: +387 (33) 911 911 · Telefaks/Telefax: +387 (33) 220 622**  
Elektronska pošta/E-mail : [bhas@bhas.gov.ba](mailto:bhas@bhas.gov.ba) · Internetska stranica/Web site: <http://www.bhas.gov.ba>

**Odgovara direktor dr.sc.Velimir Jukić**  
*Person responsible: Velimir Jukić, PhD, Director General*

**Saopćenje pripremio: Dragan Jovović**  
*Prepared by: Dragan Jovović*

**Podaci iz ovog saopćenja objavljuju se i na internet**  
*First Release data are also published on the Internet*

---