



# PRIOPĆENJE

## FIRST RELEASE



Molimo korisnike da prilikom uporabe podataka obavezno navedu izvor  
*Users are kindly requested to mention the data source*

GODINA/ YEAR VI

SARAJEVO, 23.09.2020.

BROJ/ NUMBER 1

## TRANSPORT

### TRANSPORT

### GRANIČNI PROMET ROBE I CESTOVNIH TERETNIH MOTORNIH VOZILA

#### I tromjesečje 2020

#### ROAD CROSS-BORDER TRAFFIC OF FREIGHT MOTOR VEHICLES AND GOODS

#### 1<sup>st</sup> quarter 2020

U ulazu u Bosnu i Hercegovinu u prvom tromjesečju 2020. godine ušlo je 6.257 teretnih motornih vozila, što je za 27,7% manje u odnosu na prvo tromjesečje 2019. godine. Broj tranzitnih teretnih motornih vozila na ulazu u prvom tromjesečju 2020. godine iznosi 5.162 vozila.

*There were 6.257 freight motor vehicles that arrived in Bosnia and Herzegovina in the first quarter of 2020, which represents a decrease of 27,7% in comparison with the first quarter of 2019. Number of transit freight motor vehicles on entrance in the first quarter 2020 was 5.162 vehicles.*

U prvom tromjesečju 2020. godine ušlo je 408.329 tona robe, što je za 17,9% manje u poređenju sa prvim tromjesečjem prethodne godine.

*In road cross-border traffic there were 408.329 tons of goods that entered in the first quarter of 2020 which was by 29,8% less compared with first quarter of 2019.*

Na izlazu iz Bosne i Hercegovine u prvom tromjesečju 2020. godine izašlo je 24.348 teretnih motornih vozila, što je za 36,4% manje u odnosu na prvo tromjesečje 2019. godine. Broj tranzitnih teretnih motornih vozila na izlazu u prvom tromjesečju 2020. godine iznosi 267.

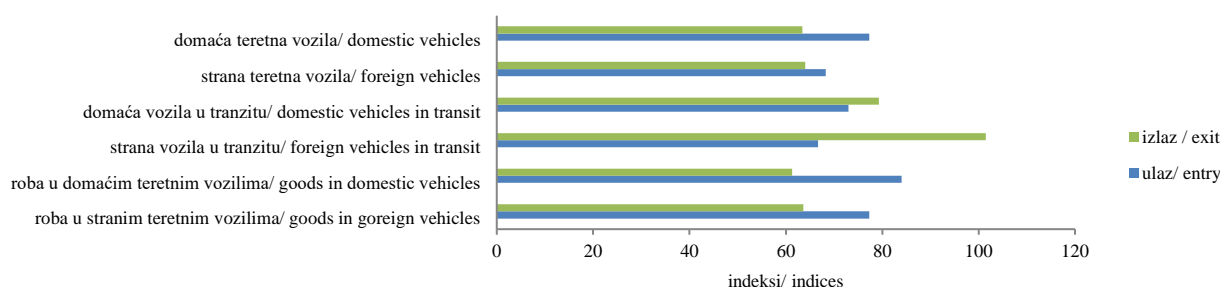
*There were 24.348 freight motor vehicles that exited from Bosnia and Herzegovina in the first quarter of 2019. which represents a decrease of 36,4% in comparison to the first quarter of 2019. Number of transit freight motor vehicles on exit in the first quarter 2020 was 267.*

U prvom tromjesečju 2020. godine izašlo je 545.925 tona robe, što je za 38,1% manje nego u prvom tromjesečju prethodne godine.

*In road cross-border traffic there were 545.925 tons of goods that exited in the first quarter of 2020. which was by 38,1% less than in the first quarter of the previous year*

#### G.1. Cestovni granični promet teretnih motornih vozila i robe, ulaz i izlaz, I tromjesečje 2020/ I tromjesečje 2019

Road cross-border traffic of freight motor vehicles and goods, entry and exit, 1<sup>st</sup> quarter 2020/ 1<sup>st</sup> quarter 2019



**T.1. Cestovni granični promet teretnih motornih vozila i robe**
*Road cross-border traffic of freight motor vehicles and goods*

Registracija vozila	Ulaz/Entry			Izlaz/Exit			Vehicle's registration
	2019	2020	Indeks /index	2019	2020	Indeks /index	
	I tromjesečje 1 <sup>st</sup> quarter	I tromjesečje 1 <sup>st</sup> quarter	I 2020 I 2019	I tromjesečje 1 <sup>st</sup> quarter	I tromjesečje 1 <sup>st</sup> quarter	I 2020 I 2019	
Teretna vozila							<b>Freight vehicles</b>
UKUPNO	42.762	40.536	94,8	70.472	58.280	82,7	<b>TOTAL</b>
domaća	24.284	24.679	101,6	38.569	40.758	105,7	<i>domestic</i>
strana	18.478	15.857	85,8	31.903	17.522	54,9	<i>foreign</i>
Teretna vozila							<i>Freight vehicles</i>
Uvoz/ izvoz	8.416	6.257	74,3	38.298	24.348	63,6	<i>Import/ export</i>
domaća	5.651	4.368	77,3	27.430	17.390	63,4	<i>domestic</i>
strana	2.765	1.889	68,3	10.868	6.958	64,0	<i>foreign</i>
Teretna vozila							<i>Freight vehicles</i>
Tranzit	7.571	5.162	68,2	318	267	84,0	<i>Transit</i>
domaća	1.770	1.292	73,0	251	199	79,3	<i>domestic</i>
strana	5.801	3.870	66,7	67	68	101,5	<i>foreign</i>
Prazna teretna vozila	26.775	29.117	108,7	31.856	33.665	105,7	<i>Empty freight vehicles</i>
domaća	16.863	19.019	112,8	10.888	23.169	212,8	<i>domestic</i>
strana	9.912	10.098	101,9	20.968	10.496	50,1	<i>foreign</i>
Roba, hilj,t	497	408	82,1	882	546	61,9	<i>Goods, '000t</i>
domaća	356	299	84,0	643	394	61,3	<i>domestic</i>
strana	141	109	77,3	239	152	63,6	<i>foreign</i>
U teretnim vozilima							<i>In freight vehicles</i>
Uvoz/ izvoz, hilj,t	116	83	71,6	879	546	61,8	<i>Import/ export</i>
domaća	94	68	72,3	641	394	61,2	<i>domestic</i>
strana	22	15	68,2	238	152	63,9	<i>foreign</i>
U teretnim vozilima							<i>In freight vehicles</i>
Tranzit, hilj,t	381	326	85,6	3	4	133,3	<i>Transit, '000t</i>
domaća	262	231	88,2	2	2	100,0	<i>domestic</i>
strana	119	95	79,8	1	2	200,9	<i>foreign</i>

**T.2. Cestovni granični promet teretnih motornih vozila prema smjerovima kretanja, I tromjesečje 2020**
*Road cross-border traffic of freight motor vehicles by directions, 1<sup>st</sup> quarter 2020*

Registracija vozila	Ulaz/Entry			Izlaz/Exit			Vehicle's registration
	Teretna vozila sa teretom <i>Loaded freight motor vehicles</i>	Prazna teretna vozila <i>Empty freight vehicles</i>	Roba u teretnim vozilima, tis.tona <i>Goods in freight vehicles, 000 t</i>	Teretna vozila sa teretom <i>Loaded freight motor vehicles</i>	Prazna teretna vozila <i>Empty freight vehicles</i>	Roba u teretnim vozilima, tis.tona <i>Goods in freight vehicles, 000t</i>	
<b>UKUPNO</b>	<b>8.280</b>	<b>29.117</b>	<b>408.329</b>	<b>24.615</b>	<b>33.665</b>	<b>545.925</b>	<b>TOTAL</b>
Preko bosanskohercegovačko-hrvatske granice	7.815	19.158	294.583	17.653	19.523	396.666	<i>Across Bosnia and Herzegovina- Croatia border</i>
Preko bosanskohercegovačko-srbijanske granice	2.826	6.334	84.135	5.225	13.725	113.357	<i>Across Bosnia and Herzegovina- Serbia border</i>
Preko bosanskohercegovačko-crnogorske granice	778	3.625	29.611	1.737	417	35.902	<i>Across Bosnia and Herzegovina- Montenegro border</i>

**T.3. Cestovni granični promet robe u teretnim motornim vozilima prema smjerovima kretanja i graničnim prijelazima***Road cross- border traffic of goods in freight motor vehicles, by directions and border crossings*

	Roba u teretnim vozilima, tona tis.t <i>Goods in freight vehicles, '000t</i>			
	I tromjesečje 2019. / <i>1<sup>st</sup> quarter 2019</i>		I tromjesečje 2020. / <i>1<sup>st</sup> quarter 2020</i>	
	Ulaz <i>Entry</i>	Izlaz <i>Exit</i>	Ulaz <i>Entry</i>	Izlaz <i>Exit</i>
Ukupno Total	<b>496.664</b>	<b>882.093</b>	<b>467.551</b>	<b>545.926</b>
<b>Preko bosanskohercegovačko-hrvatske granice/ Across Bosnia and Herzegovina- Croatia border</b>	<b>360.729</b>	<b>700.868</b>	<b>294.583</b>	<b>396.666</b>
Bijača	18.484	36.315	15.216	21.281
Brčko	2.111	2.674	499	35
Bosanski Brod	78.421	67.844	62.634	54.556
Gorica	62.489	18.121	52.931	14.223
Gradina	19.107	37.583	9.864	29.968
Gradiška	49.190	55.531	37.782	41.630
Hukića Brdo	15.863	1.129	16.830	328
Izačić	12.533	32.739	10.831	17.877
Kamensko	70.246	62.243	57.522	45.271
Orašje	21.810	155.006	17.046	86.070
Šamac	7.033	188.323	8.826	79.582
Strmica	3.437	9.485	4.601	5.843
Ivanjica	5	33.875	1	3
<b>Preko bosanskohercegovačko-srbijanske granice/ Across Bosnia and Herzegovina- Serbia border</b>	<b>100.640</b>	<b>147.256</b>	<b>84.135</b>	<b>113.357</b>
Karakaj	13.386	77.257	16.123	61.198
Pavlovića Most	6.414	16.118	4.697	9.847
Rača	43.766	39.113	33.040	32.396
Uvac	636	792	668	1.048
Vardište	36.438	13.976	29.607	8.868
<b>Preko bosanskohercegovačko- crnogorske granice/ Across Bosnia and Herzegovina- Montenegro border</b>	<b>35.295</b>	<b>33.969</b>	<b>29.611</b>	<b>35.902</b>
Deluša	23.748	21.025	9.780	10.872
Hum	23	52	18	87
Klobuk	11.436	12.044	19.809	24.332
Metaljka	88	848	4	611

**T.4. Cestovni granični promet teretnih motornih vozila prema smjerovima kretanja i graničnim prijelazima (ulaz)**
*Road cross – border traffic of freight motor vehicles, by directions and border crossings(entry)*

	<b>Ulaz</b> <i>Entry</i>			
	I tromjesečje 2019. / <i>1<sup>st</sup> quarter 2019</i>		I tromjesečje 2020. / <i>1<sup>st</sup> quarter 2020</i>	
	<b>Teretna vozila sa teretom</b> <i>Loaded freight vehicles</i>	<b>Prazna teretna vozila</b> <i>Empty freight vehicles</i>	<b>Teretna vozila sa teretom</b> <i>Loaded freight vehicles</i>	<b>Prazna teretna vozila</b> <i>Empty freight vehicles</i>
<b>Ukupno</b> <i>Total</i>	<b>15.987</b>	<b>26.775</b>	<b>11.419</b>	<b>29.117</b>
<b>Preko bosanskohercegovačko-hrvatske granice/ Across Bosnia and Herzegovina-Croatia border</b>	<b>11.155</b>	<b>18.422</b>	<b>7.815</b>	<b>19.158</b>
Bijača	482	2.218	303	1.561
Brčko	443	148	232	0
Bosanski Brod	2.247	0	1.631	0
Gorica	932	457	724	170
Gradina	691	1.099	333	719
Gradiška	2.514	94	1.664	96
Hukića Brdo	462	30	335	1.208
Izačić	459	785	299	662
Kamensko	1.730	2.007	1.356	1.834
Orašje	709	5.294	524	5.741
Šamac	422	5.226	338	6.705
Strmica	55	335	72	268
Ivanjica	9	638	4	164
Osoje		91		30
<b>Preko bosanskohercegovačko-srbijanske granice/ Across Bosnia and Herzegovina-Serbia border</b>	<b>3.784</b>	<b>6.797</b>	<b>2.826</b>	<b>6.334</b>
Karakaj	669	3.327	486	3.277
Pavlovića Most	425	2.558	244	2.155
Rača	1.664	530	1.387	467
Uvac	104	36	93	44
Vardište	922	4	616	1
Bratunac		290		303
Skelani		52		87
<b>Preko bosanskohercegovačko-crnogorske granice/ Across Bosnia and Herzegovina- Montenegro border</b>	<b>1.048</b>	<b>1.556</b>	<b>778</b>	<b>3.625</b>
Deluša	743	0	289	3
Hum	60	651	67	922
Klobuk	230	789	416	2.557
Metaljka	15	116	6	123

**T.5. Cestovni granični promet teretnih motornih vozila prema smjerovima kretanja i graničnim prijelazima (izlaz)**
*Road cross – border traffic of freight motor vehicles, by directions and border crossings(exit)*

	<b>Izlaz</b> Exit			
	I tromjesečje 2019. / 1 <sup>st</sup> quarter 2019.		I tromjesečje 2020. / 1 <sup>st</sup> quarter 2020	
	<b>Teretna vozila sa teretom</b> <i>Loaded freight vehicles</i>	<b>Prazna teretna vozila</b> <i>Empty freight vehicles</i>	<b>Teretna vozila sa teretom</b> <i>Loaded freight vehicles</i>	<b>Prazna teretna vozila</b> <i>Empty freight vehicles</i>
<b>Ukupno</b> <i>Total</i>	<b>38.616</b>	<b>31.856</b>	<b>24.615</b>	<b>33.665</b>
<b>Preko bosanskohercegovačko-hrvatske granice/ Across Bosnia and Herzegovina-Croatia border</b>	<b>30.122</b>	<b>17.294</b>	<b>17.653</b>	<b>19.523</b>
Bijača	1.557	6.066	960	8.299
Brčko	137	641	17	0
Bosanski Brod	3.025	0	2.420	0
Gorica	825	925	685	408
Gradina	1.649	1.876	1.197	838
Gradiška	2.844	89	2.094	388
Hukića Brdo	184	116	125	954
Izačić	1.679	3.039	1.036	3.470
Kamensko	2.667	2	1.957	0
Orašje	6.225	3.312	3.520	3.899
Šamac	7.636	1.144	3.384	1.188
Strmica	398	21	252	27
Ivanjica	1.296	17	6	28
Osoje	0	42	0	24
Orahovlje		4		
<b>Preko bosanskohercegovačko-srbijanske granice/ Across Bosnia and Herzegovina- Serbia border</b>	<b>6.824</b>	<b>14.055</b>	<b>5.225</b>	<b>13.725</b>
Karakaj	3.462	5.416	2.731	5.489
Pavlovića Most	793	3.147	503	3.289
Rača	1.856	5.096	1.487	4.575
Uvac	69	28	71	13
Vardište	644	56	433	9
Bratunac	0	261	0	280
Skelani	0	51	0	70
<b>Preko bosanskohercegovačko-crnogorske granice/ Across Bosnia and Herzegovina- Montenegro border</b>	<b>1.670</b>	<b>507</b>	<b>1.737</b>	<b>417</b>
Deluša	904	0	474	0
Hum	74	35	78	176
Klobuk	653	454	1.156	232
Metaljka	39	18	29	9

**T.6. Cestovni granični promet robe u teretnim motornim vozilima (ulaz), prema zemljama registracije**
*Road cross-border traffic of goods in freight motor vehicles(entry), by country of registration*

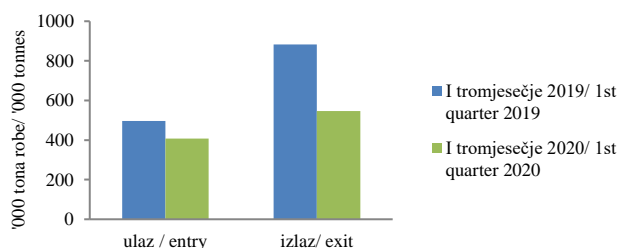
Zemlja registracije	Ulaz Entry				Country of registration
	I tromjesečje 2019. 1 <sup>st</sup> quarter 2019.		I tromjesečje 2020. 1 <sup>st</sup> quarter 2020		
	Broj vozila sa teretom Number of loaded vehicles	Tona robe tis.t Tonnes of goods'000t	Broj vozila sa teretom Number of loaded vehicles	Tona robe tis.t Tonnes of goods'000t	
<b>Ukupno</b>	<b>15.987</b>	<b>496.664</b>	<b>11.419</b>	<b>408.333</b>	<b>Total</b>
Bosna i Hercegovina	7.421	355.672	5.660	298.847	Bosnia and Herzegovina
Strane zemlje	8.566	140.992	5.759	109.486	Foreign countries
Albanija	31	375	8	246	Albania
Andora	25	31	13	25	Andorra
Austrija	382	2.282	172	1429	Austria
Bahrein			0	0	Bahrain
Belgija	47	136	20	117	Belgium
Bjelorusija			12	203	Belarus
Bugarska	142	2.108	115	1.709	Bulgaria
Crna Gora	354	12.115	376	10.769	Montenegro
Češka	77	618	43	326	Czech Republic
Danska	28	52	12	29	Denmark
Estonija	0	0	0	0	Estonia
Finska	0		2	3	Finland
Francuska	81	223	47	92	France
Grčka	4	11	2	18	Greece
Nizozemska	249	947	155	607	Netherlands
Hrvatska	1.402	28.441	965	24.706	Croatia
Italija	150	729	71	444	Italy
Litva			7	131	Lithuania
Luksemburg	22	47	7	43	Luxembourg
Mađarska	122	1.204	95	1.057	Hungary
Makedonija	256	5.511	155	2.900	FYR Macedonia
Moldavija	9	166	7	124	Moldova
Norveška	18	41	10	19	Norway
Njemačka	850	7.426	517	4.663	Germany
Poljska	183	1.694	138	1.092	Poland
Rumunjska	64	807	54	731	Romania
Rusija	14	231	10	178	Russia Federation
SAD	7	13	4	7	USA
Slovačka	28	337	19	131	Slovakia
Slovenija	815	16.743	603	14.017	Slovenia
Srbija	1.806	39.875	1.355	31.854	Serbia
Španjolska	5	47	1	0	Spain
Švedska	124	363	54	140	Sweden
Švicarska	481	1.713	217	781	Switzerland
Turska	476	11.966	297	7.512	Turkey
Ukrajina	41	800	32	602	Ukraine
Velika Britanija	6	15	2	3	United Kingdom
Ostale zemlje	267	3.925	162	2.778	Other countries

**T.7. Cestovni granični promet robe u teretnim motornim vozilima ( izlaz), prema zemljama registracije**
*Road cross-border traffic of goods in freight motor vehicles(exit), by country of registration*

Zemlja registracije	Izlaz Exit				Country of registration
	I tromjesečje 2019. 1 <sup>st</sup> quarter 2019		I tromjesečje 2020. 1 <sup>st</sup> quarter 2020		
	Broj vozila sa teretom Number of loaded vehicles	Tona robe Tonnes of goods	Broj vozila sa teretom Number of loaded vehicles	Tona robe Tonnes of goods	
<b>Ukupno</b>	<b>38.616</b>	<b>882.093</b>	<b>24.615</b>	<b>545.926</b>	<b>Total</b>
Bosna i Hercegovina	27.681	642.694	17.589	393.517	Bosnia and Herzegovina
Strane zemlje	10.935	239.399	7.026	152.409	Foreign countries
Albanija	13	318	15	372	Albania
Andora	26	29	12	3	Andorra
Austrija	20	414	6	37	Austria
Bahrein			4	101	Bahrain
Bjelorusija			3	37	Belarus
Belgija			1	9	Belgium
Bugarska	55	1.054	57	1.170	Bulgaria
Crna Gora	793	19.431	839	19.996	Montenegro
Češka	4	15	2	6	Czech Republic
Danska			1	1	Denmark
Grčka			1	23	Greece
Nizozemska	9	74	3	1	Netherlands
Hrvatska	5.737	133.214	2.819	62.954	Croatia
Italija	19	73	12	49	Italy
Litva			11	270	Lithuania
Luksemburg			1	2	Luxemburg
Mađarska	31	432	80	2.017	Hungary
Makedonija	112	2.675	89	2.083	FYR Macedonia
Norveška			1	1	Norway
Njemačka	40	65	35	54	Germany
Poljska	45	639	49	882	Poland
Rumunjska	1	1	3	2	Romania
Rusija	5	106	13	275	Russia Federation
Slovačka	20	377	19	336	Slovakia
Slovenija	718	13.957	563	11319	Slovenia
Srbija	3.026	61.400	2.271	48.208	Serbia
Švicarska	4	7	6	17	Switzerland
Turska	52	874	18	246	Turkey
Ukrajina	17	363	16	325	Ukraine
Ostale zemlje	182	3.871	76	1.614	Other countries

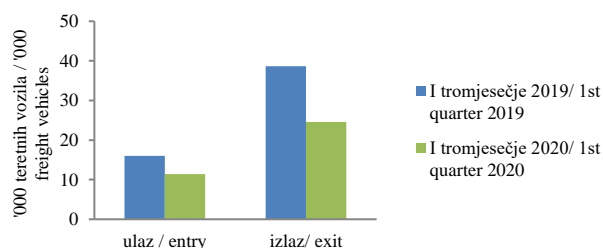
## G.2. Cestovni granični promet robe u teretnim motornim vozilima, ulaz i izlaz

Road cross-border traffic of freight in motor vehicles, entry and exit



## G.3. Cestovni granični promet teretnih motornih vozila sa teretom, ulaz i izlaz

Road cross-border traffic of loaded freight motor vehicles, entry and exit



## METODOLOŠKA OBJAŠNJENJA

### Izvori i metode prikupljanja

Svrha istraživanja je prikupiti podatke o radu pretovarnih poduzeća te prikupiti podatke o uvozu, izvozu, tranzitu, broju vozila na ulazu, broju vozila na izlazu, međunarodnom cestovnom prometu na ulazu, međunarodnom cestovnom prometu na izlazu. U obuhvat istraživanja o graničnom prometu teretnih motornih vozila uključeni su svi cestovni granični prijelazi na kojima postoji carinska ispostava. Podatke za cestovni granični promet teretnih motornih vozila i robe Agencija za statistiku BiH preuzela je od Uprave za neizravno oporezivanje BiH. Podaci obuhvaćaju sva cestovna teretna motorna vozila i robu koja je prešla granicu i ušla u državu Bosnu i Hercegovinu odnosno izašla iz Bosne i Hercegovine. Teretna cestovna motorna vozila razvrstavaju se prema zemlji u kojoj su registrovana i prate se prema smjervima kretanja i graničnim prijelazima.

### DEFINICIJE

**Granični prijelaz** je mjesto namijenjeno prijelazu državne granice. Granični prijelazi su međunarodni, međudržavni ili pogranični. Mogu biti cestovni, zračni, pomorski prijelazi i prijelazi na unutarnjim vodenim putevima

**Granični prijelazi za međunarodni promet** namijenjeni su graničnom prometu građana države Bosne i Hercegovine i građanima drugih zemalja

**Granični prijelazi za pogranični promet** namijenjeni su graničnom prometu građana određenog područja države Bosne i Hercegovine i određenog područja susjedne zemlje prema međunarodnom sporazumu

**Roba na ulazu** je roba koja je ušla u carinsko područje države Bosne i Hercegovine, a **roba na izlazu** je roba koja napušta carinsko područje Bosne i Hercegovine

## NOTES OF METHODOLOGY

### Source and methods of data collection

The purpose of the research is to gather information on the work of transfer companies and gather information on the temporary import, temporary export, transit, the number of vehicles at the exit international road transport at the door, international road transport at the exit. Data on cross-border traffic of freight motor vehicles cover all border crossings where there are customs offices. Data for cross-border traffic of freight vehicles and goods Agency for Statistics of BiH has taken from the Indirect Taxation Authority BiH. Data includes all freight road vehicles and goods crossing the border and entering or exiting the Bosnia and Herzegovina. Freight motor vehicles are grouped according to a country of registration and monitored according to the directions of movement and border crossings.

### DEFINITION

Border crossing is a place intended for crossing the state border. Border crossings are international, interstate or local ones. They may be road, railway, air, maritime crossings or crossings on inland waterways.

Border crossings for the international traffic are intended for a cross-border traffic of citizens of the Bosnia and Herzegovina and citizens of other countries.

Border crossings for the local traffic are intended for a cross-border traffic of citizens from a certain area of the Bosnia and Herzegovina and a certain area of the neighbouring country according to the international agreement

Goods in entry are goods that entered the customs territory of the Bosnia and Herzegovina, while goods in exit are goods that exited from the customs territory of the Bosnia and Herzegovina.



**Teretno vozilo** je motorno vozilo kojim se prevozi roba i koje je evidentirano na ulazu u carinsko područje države Bosne i Hercegovine ili na izlazu iz carinskog područja države Bosne i Hercegovine od strane carinske uprave.

*Freight vehicle is a motor vehicle used for the transport of goods, which is recorded by the Customs Authority in the entry to the customs territory of the Bosnia and Herzegovina or in the exit from the customs territory of Bosnia and Herzegovina*

**Tranzit** označava prijevoz robe od carinarnice na teritoriji jedne strane ugovornice do druge carinarnice u istoj teritoriji, sukladno uslovima predviđenim nacionalnim zakonima i propisima te strane ugovornice.

*Transit means the transport of goods from the customs territory of one part to another office in the same territory, in accordance with the conditions provided for by national laws and regulations of that country*

#### **Kratice**

t                    tona  
'000 t            tisuće tona

#### **Abbreviations**

t                    tonne  
'000 t            '000 tonne

**Izdaje i tiska Agencija za statistiku Bosne i Hercegovine, 71000 Sarajevo, Zelenih beretki 26**

*Published and printed by the Agency for Statistics of the Bosnia and Herzegovina, 71000 Sarajevo, Zelenih beretki 26*

Telefon/Phone: +387 (33) 911 911 · Telefaks/Telefax: +387 (33) 220 622

Elektronička pošta/E-mail : bhas@bhas.gov.ba · Internetska stranica/Web site: <http://www.bhas.ba>

**Odgovara v.d. ravnatelj Vesna Ćužić**

*Person responsible: Vesna Ćužić, Actg. Dir*

**Priopćenje pripremio: Dragan Jovović**

*Prepared by: Dragan Jovović*

**Podaci iz ovog priopćenja objavljuju se i na internet**

*First Release data are also published on the Internet*