



FIRST RELEASE



Users are kindly requested to mention the data source

YEAR XIII

SARAJEVO, 06.02.2020.

NUMBER 12

TOURISM STATISTICS Tourism in BiH, December 2019

In December 2019 tourists realised 96,265 tourist arrivals in Bosnia and Hercegovina which represent the increase by 0,1% as compared to November 2019 and increase by 10.8% as compared to December 2018. Tourists realised 192,906 tourist nights which represent the increase by 1.3% as compared to November 2019 and increase by 14.0% as compared to December 2018. Domestic tourists share of total number of overnight stays was 38.1% and foreign tourists share was 61.9%.

The number of domestic tourist nights increased by 2.8% as compared to December 2019 and increased by 11.2% as compared to December 2018. Foreign tourist nights increased by 0.3% as compared to December 2019 and increased by 15.8% as compared to December 2018.

Concerning the structure of foreign tourist nights in December 2019, the most of them (62.6%) were realised by tourists from: Croatia (28.4%), Serbia (13.3%), Slovenia (8.3%), Germany (5.2%) and Austria and Italy by (3.7%). Tourists from other countries realised 37.4% of tourist nights.

Regarding the average detention of foreign tourist stays in our country on the first place comes: Iran with average stay by 7.7 nights, Rumunia with 4.2 nights, Cypar with 4.0 nights, Kuwait with 3.8 nights, Qatar with 3.2nights and Bahrain, Egypt and United Arabien Emirates by with 3.0 nights.

Available rooms, apartments and camping sites for tourists in Bosnia and Herzegovina in December 2019 amounted to 19,154 which is 2.5% increase compared to December 2018. Number of available beds was 40,877 beds, which is increase by 3.7%, compared to the same month of 2018.

In December 2019, in the activity - Hotels and similar accommodation, number of rooms and apartments available to tourists amounted to 17,243, which is an increase of 3.8% compared to December 2018., and number of available beds amounted to 35,587 which is an increase of 5.4%, compared to the same month of the previous year.

Net occupancy rate of permanent beds in December 2019 was 16.1%.

According to the type of accommodation facility the highest number of nights was recorded in Hotels and similar accommodation with share of 93.5%.

Tourist nights by months December 2018.- December 2019

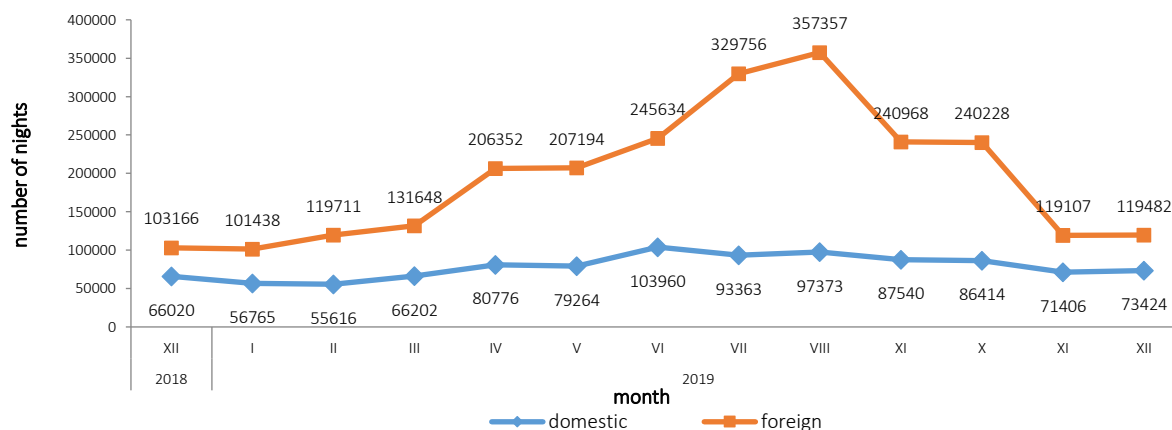


Table 1: Tourist arrivals and nights

	Arrivals					Nights					XII 2019	
	XII 2018	XI 2019	XII 2019	Indices XII 2019 XI 2019	Indices XII 2019 XII 2018	XII 2018	XI 2019	XII 2019	Indices XII 2019 XI 2019	Indices XII 2019 XII 2018	Structure of nights %	Average number of nights by arrivals
TOTAL	86.870	96.366	96.265	99,9	110,8	169.186	190.513	192.906	101,3	114,0	100,0	2,0
Domestic tourist	37.389	35.888	39.427	109,9	105,5	66.020	71.406	73.424	102,8	111,2	38,1	1,9
Foreign tourist	49.481	60.478	56.838	94,0	114,9	103.166	119.107	119.482	100,3	115,8	61,9	2,1

Tourist arrivals by months December 2018. - December 2019.

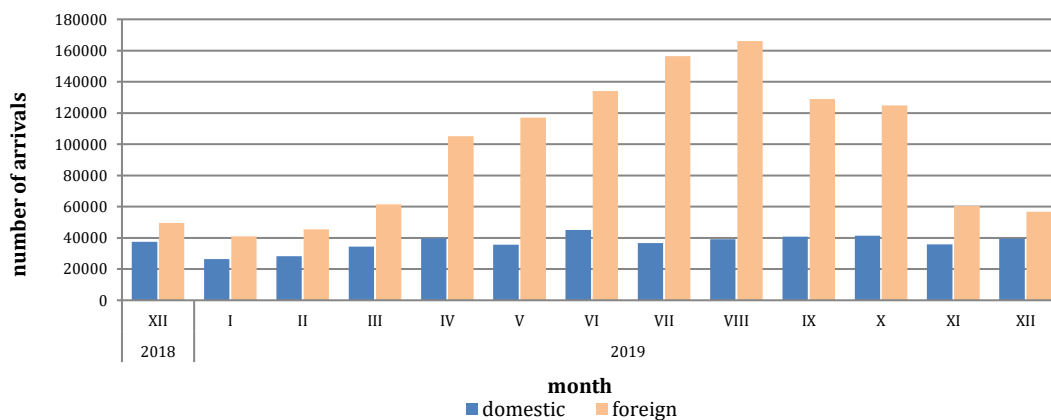


Table 2: Foreign tourist arrivals and nights, by country of residence

	Arrivals					Nights					XII 2019	
	XII 2018	XI 2019	XII 2019	Indices XII 2019 XI 2019	Indices XII 2019 XII 2018	XII 2018	XI 2019	XI 2019	Indices XII 2019 XI 2019	Indices XII 2019 XII 2018	Structure of nights %	Average number of nights by arrivals
TOTAL	49.481	60.478	56.838	94,0	114,9	103.166	119.107	119.482	100,3	115,8	100,0	2,1
Albania	661	832	227	27,3	34,3	1.213	1.455	360	24,7	29,7	0,3	1,6
Austria	1.500	1.536	2.003	130,4	133,5	3.187	2.612	4.449	170,3	139,6	3,7	2,2
Belgium	159	235	210	89,4	132,1	343	487	542	111,3	158,0	0,5	2,6
Bulgaria	346	415	502	121,0	145,1	627	894	1.054	117,9	168,1	0,9	2,1
Montenegro	1.530	1.539	1.653	107,4	108,0	2.941	3.022	3.243	107,3	110,3	2,7	2,0
Czech Republic	148	336	195	58,0	131,8	337	554	330	59,6	97,9	0,3	1,7
Denmark	124	306	154	50,3	124,2	333	506	399	78,9	119,8	0,3	2,6
Estonia	5	9	13	144,4	260,0	19	19	27	142,1	142,1	0,0	2,1
Finland	56	139	55	39,6	98,2	116	252	118	46,8	101,7	0,1	2,1
France	260	422	305	72,3	117,3	569	856	605	70,7	106,3	0,5	2,0
Greece	111	254	96	37,8	86,5	215	506	172	34,0	80,0	0,1	1,8
Netherlands	413	733	410	55,9	99,3	983	1.346	901	66,9	91,7	0,8	2,2
Croatia	12.089	11.478	15.115	131,7	125,0	27.856	29.617	33.941	114,6	121,8	28,4	2,2
Ireland	84	144	94	65,3	111,9	215	291	158	54,3	73,5	0,1	1,7
Iceland	9	28	7	25,0	77,8	13	44	11	25,0	84,6	0,0	1,6

(continued on next page)

(continued)

	Arrivals					Nights					XII 2019	
	XII 2018	XI 2019	XII 2019	Indices XII 2019 XI 2019	Indices XII 2019 XII 2018	XII 2018	XI 2019	XII 2019	Indices XII 2019 XI 2019	Indices XII 2019 XII 2018	Structure of nights %	Average number of nights by arrivals
Italy	1.583	2.932	1.705	58,2	107,7	3.689	6.530	4.365	66,8	118,3	3,7	2,6
Cyprus	6	16	3	18,8	50,0	12	26	12	46,2	100,0	0,0	4,0
Latvia	9	19	8	42,1	88,9	13	56	14	25,0	107,7	0,0	1,8
Lithuania	16	12	16	133,3	100,0	33	20	33	165,0	100,0	0,0	2,1
Luxembourg	42	25	73	292,0	173,8	150	45	199	442,2	132,7	0,2	2,7
Hungary	532	494	747	151,2	140,4	1.108	939	1.854	197,4	167,3	1,6	2,5
Malta	5	6	3	50,0	60,0	9	12	6	50,0	66,7	0,0	2,0
Norway	180	142	188	132,4	104,4	326	237	352	148,5	108,0	0,3	1,9
Germany	1.656	2.010	2.417	120,2	146,0	3.900	3.862	6.192	160,3	158,8	5,2	2,6
Poland	284	489	372	76,1	131,0	803	1.402	858	61,2	106,8	0,7	2,3
Portugal	22	63	53	84,1	240,9	39	120	95	79,2	243,6	0,1	1,8
Romania	194	192	206	107,3	106,2	508	496	862	173,8	169,7	0,7	4,2
Russian Federation	269	343	254	74,1	94,4	536	639	624	97,7	116,4	0,5	2,5
North of Macedonia ¹⁾	707	916	690	75,3	97,6	1.319	1.541	1.321	85,7	100,2	1,1	1,9
Slovakia	125	130	91	70,0	72,8	270	217	194	89,4	71,9	0,2	2,1
Slovenia	4.211	4.152	4.711	113,5	111,9	9.249	6.807	9.967	146,4	107,8	8,3	2,1
Serbia	6.743	7.768	7.890	101,6	117,0	13.225	13.925	15.832	113,7	119,7	13,3	2,0
Spain	202	370	163	44,1	80,7	451	640	363	56,7	80,5	0,3	2,2
Switzerland (including Liechtenstein)	676	418	887	212,2	131,2	1.470	940	1.966	209,1	133,7	1,6	2,2
Sweden	497	927	487	52,5	98,0	1.002	2.236	1.027	45,9	102,5	0,9	2,1
Turkey	1.720	3.280	1.929	58,8	112,2	3.374	6.236	3.822	61,3	113,3	3,2	2,0
United Kingdom	364	530	398	75,1	109,3	904	1.139	906	79,5	100,2	0,8	2,3
Ukraine	105	187	85	45,5	81,0	290	401	154	38,4	53,1	0,1	1,8
Other European countries	95	203	111	54,7	116,8	207	568	203	35,7	98,1	0,2	1,8
Egypt	69	70	92	131,4	133,3	215	201	276	137,3	128,4	0,2	3,0
South Africa	13	16	6	37,5	46,2	25	23	15	65,2	60,0	0,0	2,5
Other African countries	241	115	90	78,3	37,3	1.093	543	494	91,0	45,2	0,4	5,5
Canada	93	183	111	60,7	119,4	261	422	226	53,6	86,6	0,2	2,0
USA	677	1.580	1.008	63,8	148,9	1.434	3.408	1.954	57,3	136,3	1,6	1,9
Other Northern American countries	75	88	20	22,7	26,7	117	305	35	11,5	29,9	0,0	1,8
Brazil	72	74	57	77,0	79,2	216	162	144	88,9	66,7	0,1	2,5
Other Southern and Central American countries	85	231	126	54,5	148,2	243	568	301	53,0	123,9	0,3	2,4
Bahrain	113	510	136	26,7	120,4	349	1.190	411	34,5	117,8	0,3	3,0
India	165	131	127	96,9	77,0	286	297	267	89,9	93,4	0,2	2,1
Iran	31	37	41	110,8	132,3	69	194	315	162,4	456,5	0,3	7,7
Israel	40	68	26	38,2	65,0	95	213	45	21,1	47,4	0,0	1,7
Japan	201	147	158	107,5	78,6	259	228	271	118,9	104,6	0,2	1,7
Republic of Korea	831	811	624	76,9	75,1	897	977	674	69,0	75,1	0,6	1,1
Qatar	209	75	261	348,0	124,9	816	278	836	300,7	102,5	0,7	3,2
China	1.555	5.234	2.316	44,2	148,9	1.960	6.223	2.977	47,8	151,9	2,5	1,3
Kuwait	105	275	120	43,6	114,3	447	924	457	49,5	102,2	0,4	3,8
Malaysia	2.355	2.084	2.320	111,3	98,5	3.184	2.527	2.789	110,4	87,6	2,3	1,2
Oman	183	472	153	32,4	83,6	491	1.094	406	37,1	82,7	0,3	2,7
Saudi Arabia	278	731	406	55,5	146,0	610	1.927	1.063	55,2	174,3	0,9	2,6
United Arab Emirates	1.389	870	1.080	124,1	77,8	4.282	2.078	3.225	155,2	75,3	2,7	3,0
Other Asian countries	2.774	2.389	2.800	117,2	100,9	3.568	3.362	4.179	124,3	117,1	3,5	1,5
Australia	144	207	196	94,7	136,1	304	377	530	140,6	174,3	0,4	2,7
New Zealand	18	18	28	155,6	155,6	40	34	48	141,2	120,0	0,0	1,7
Other countries of Oceania	27,0	32	10	31,3	37,0	51,0	57	13	22,8	25,5	0,0	1,3

¹⁾ previous FYR of Macedonia

Foreign tourist nights and arrivals, by country of residence , December 2019.

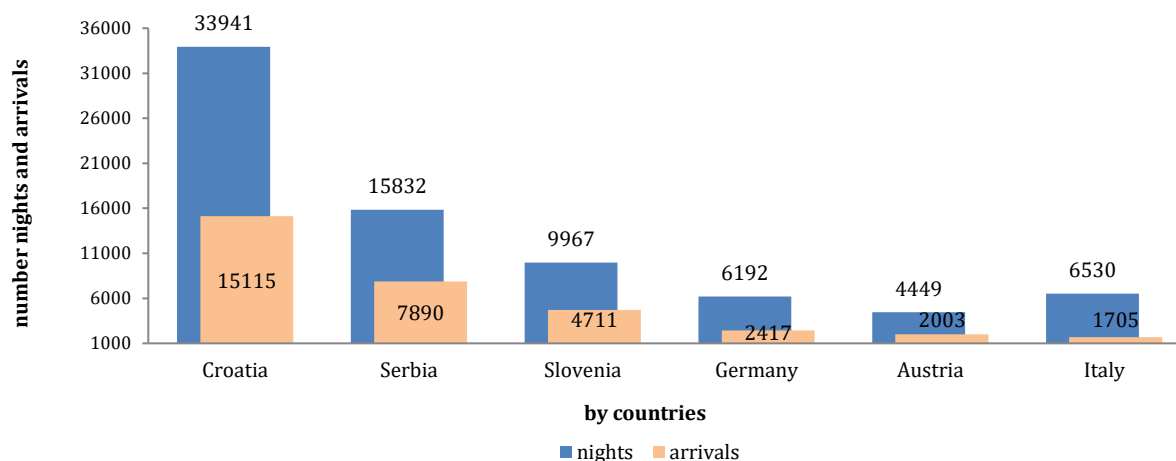


Table 3: Tourist arrivals and nights according to the classification of activities 1)

	Arrivals					Nights					XII 2019
	XII 2018	XI 2019	XII 2019	Indices <u>XII 2019</u> XI 2019	Indices <u>XII 2019</u> XII 2018	XII 2018	XI 2019	XII 2019	Indices <u>XII 2019</u> XI 2019	Indices <u>XII 2019</u> XII 2018	Structure of nights %
Total	86.870	96.366	96.265	99,9	110,8	169.186	190.513	192.906	101,3	114,0	100,0
Hotels and similar accommodation	81.543	92.494	92.567	100,1	113,5	153.857	176.782	180.440	102,1	117,3	93,5
Holiday and other short-stay accommodation	2.791	3.027	2.794	92,3	100,1	5.912	6.313	5.787	91,7	97,9	3,0
Camps and camping grounds	298	127	235	185,0	78,9	560	391	497	127,1	88,8	0,3
Other accommodation	2.238	718	669	93,2	29,9	8.857	7.027	6.182	88,0	69,8	3,2
Domestic tourist	37.389	35.888	39.427	109,9	105,5	66.020	71.406	73.424	102,8	111,2	38,1
Hotels and similar accommodation	34.042	33.882	37.587	110,9	110,4	56.057	62.738	65.814	104,9	117,4	34,1
Holiday and other short-stay accommodation	1.361	1.364	1.286	94,3	94,5	2.129	2.325	2.101	90,4	98,7	1,1
Camps and camping grounds	140	25	53	212,0	37,9	238	100	123	123,0	51,7	0,1
Other accommodation	1.846	617	501	81,2	27,1	7.596	6.243	5.386	86,3	70,9	2,8
Foreign tourist	49.481	60.478	56.838	94,0	114,9	103.166	119.107	119.482	100,3	115,8	61,9
Hotels and similar accommodation	47.501	58.612	54.980	93,8	115,7	97.800	114.044	114.626	100,5	117,2	59,4
Holiday and other short-stay accommodation	1.430	1.663	1.508	90,7	105,5	3.783	3.988	3.686	92,4	97,4	1,9
Camps and camping grounds	158	102	182	178,4	115,2	322	291	374	128,5	116,1	0,2
Other accommodation	392	101	168	166,3	42,9	1.261	784	796	101,5	63,1	0,4

1) The Classification of Economic Activities of BiH 2010

Table 4: Tourist arrivals and nights, by organisation of tourist arrivals

	Individual arrangement						Organised trip					
	Arrivals tourist			Nights tourist			Arrivals tourist			Nights tourist		
	XII 2018	XII 2019	Indices <u>XII 2019</u> XII 2018	XII 2018	XII 2019	Indices <u>XII 2019</u> XII 2018	XII 2018	XII 2019	Indices <u>XII 2019</u> XII 2018	XII 2018	XII 2019	Indices <u>XII 2019</u> XII 2018
Total	67.535	71.674	106,1	128.435	137.029	106,7	19.335	24.591	127,2	40.751	55.877	137,1
Domestic tourist	31.817	32.238	101,3	52.635	58.409	111,0	5.572	7.189	129,0	13.385	15.015	112,2
Foreign tourist	35.718	39.436	110,4	75.800	78.620	103,7	13.763	17.402	126,4	27.366	40.862	149,3

NOTES ON METHODOLOGY**The purpose of the statistical survey**

The purpose of the statistical survey is to monitor the tourist activity realised in commercial accommodation establishments and to provide internationally comparable BiH's statistics of tourism in accordance with current EU Regulations for the tourism statistics.

Observation units

Observation units are all business entities /legal units which are, by the main activity, registered in accommodation activity (division 55 - KD BiH 2010), persons as well as households that rent accommodation establishments to tourists. For the purpose of the survey, Classification of Activities in Bosnia and Herzegovina - KD BiH 2010 was used, and it is fully compliant with the European Classification of Economic Activities - NACE Rev. 2.

Coverage

Reporting units are all business entities (enterprises, entrepreneurs, institutions, associations etc.) and parts thereof engaged in providing accommodation servi in tourism registered according to the CA BiH 2010 under section : 55.1 (hotels and similar accommodation), 55.2 (holiday and other short - stay accommodation), 55.3 (camps and camping grounds), 55.9 (other accommodation), health institutions for their facilities in which persons stay for medical rehabilitation (costs are on persons themselves), business entities and parts thereof engaged in tourist stay in rural households, houses, camps, apartments and rooms directly rented by private persons/households. Survey covers the entire territory of Bosnia and Herzegovina.

Source and methods of data collection

Data on turnover of tourists (number of tourist arrivals and tourist nights) are collected from regular monthly report (TU-11 form). Reports are usually made on the basis of reception records in guest books, entities and their parts engaged in organising and arranging of tourists.

Definitions

Tourism means the activity of visitors taking a trip to a main destination outside their usual environment for less than a year, for leisure, business or other personal purpose other than to be employed by a resident entity in the place visited.

Tourist is every person who, outside his place of permanent residence, spends one night in a hotel or some other accommodation facility for reasons of rest, recreation, health, study, sport, religion, family, business, public tasks or meeting.

Residence is a place where a person came with the intention of permanent stay. Tourist is registered in every place or establishment where he stays and, therefore, in case he/she changes the place or establishment, he/she must register again, which results in data ambiguity. Consequently, the statistics register the number of tourist arrivals and not the number of tourists.

Domestic tourist is a person with permanent residence in the BiH who spends at least one night in a hotel or same other accommodation establishment outside their place or residence.

Foreign tourist is every person with permanent residence outside in BiH who temporarily resides in BiH and who spends at least one night in a hotel or same other accommodation establishment.

Tourist arrivals refer to the number of persons (tourists) who arrived and registered their stay in an accommodation establishment.

Tourist nights refer to every registered overnight stay of a person (tourist) in an accommodation establishment.

Accommodation capacities are presented as the number of rooms, apartments and camping sites, and the number of permanent beds.

Permanent beds are those that are regularly ready-made for renting to guests.

Occupancy rate of permanent beds (net) in the reference period is obtained by dividing the total number of nights by the number of beds on offer and the number of days when the beds are actually available for use during the reference period. The data are expressed as a percentage.

Organization of tourist arrivals represent the way of organising touristic arrangements. Depending on the way of organising, touristic arrangement can be individual or organised (travel agencier).

Symbols

- no occurrence

0,0 value not zero but less than 0,05 unit of measure use

Published and printed by the Agency for Statistics of the Bosnia and Herzegovina, 71000 Sarajevo, Zelenih beretki 26

Phone: +387 (33) 911 911 · Telefax: +387 (33) 220 622

E-mail : bhas@bhas.gov.ba · Web site: <http://www.bhas.ba>

Person responsible: Velimir Jukić, PhD, director

Prepared by: Ms. Azra Bander- Demirović

First Release data are also published on the Internet
