



FIRST RELEASE



Users are kindly requested to mention the data source

YEAR XIII

SARAJEVO, 10.03.2020.

NUMBER 1

TOURISM STATISTICS

Tourism in BiH, January 2020

In January 2020 tourists realised 78,256 tourist arrivals in Bosnia and Hercegovina which represent the decrease by 18.7% as compared to December 2019 and increase by 16.3% as compared to January 2019. Tourists realised 186,047 tourist nights which represent the decrease by 3.6% as compared to December 2019 and increase by 17.6% as compared to January 2019. Domestic tourists share of total number of overnight stays was 32.1% and foreign tourists share was 67.9%.

The number of domestic tourist nights decreased by 18.8% as compared to December 2019 and increased by 5.1% as compared to January 2019. Foreign tourist nights increased by 5.8% as compared to December 2019 and increased by 24.6% as compared to January 2019.

Concerning the structure of foreign tourist nights in January 2020, the most of them (68.7%) were realised by tourists from: Croatia (37.6%), Serbia (15.4%), Slovenia (6.1%), Montenegro (5.0%) and Turkey (4.6%). Tourists from other countries realised 31.3% of tourist nights.

Regarding the average detention of foreign tourist stays in our country on the first place comes: Iran with average stay by 14.3 nights, Kuwait with 5.2 nights, Južnoafrička Republika with 4,2 nights, Litvanija with 3.3 with nights and Rumunia and Ujedinjeni Arapski Emirati with by 3.2 nights.

Available rooms, apartments and camping sites for tourists in Bosnia and Herzegovina in January 2020 amounted to 18,996 which is 2.0% increase compared to January 2019. Number of available beds was 40,513 beds, which is increase by 2.0%, compared to the same month of 2019.

In January 2020, in the activity - Hotels and similar accommodation, number of rooms and apartments available to tourists amounted to 17,101, which is an increase of 2.3% compared to January 2020., and number of available beds amounted to 35,277 which is an increase of 2.6%, compared to the same month of the previous year.

Net occupancy rate of permanent beds in January 2020 was 15.8%.

According to the type of accommodation facility the highest number of nights was recorded in Hotels and similar accommodation with share of 93.5%.

Tourist nights by months January 2019.- January 2020.

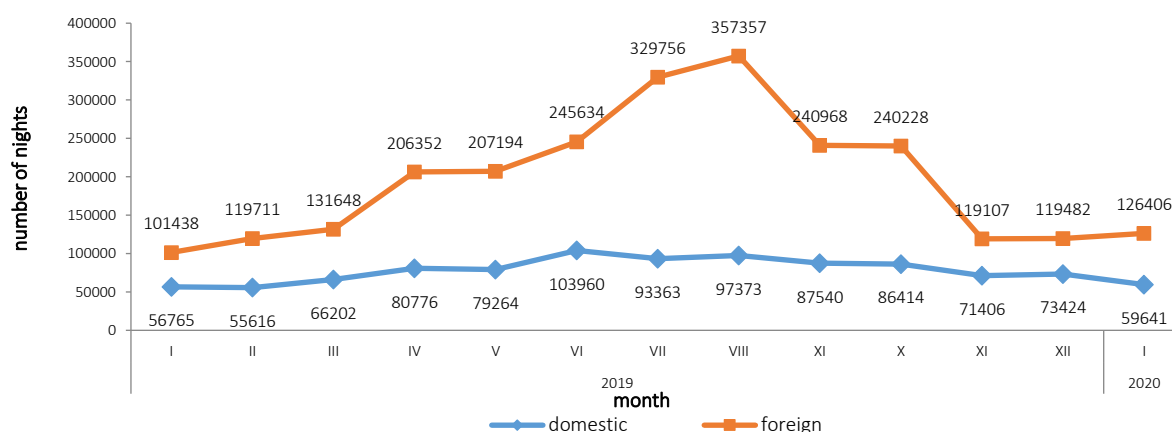
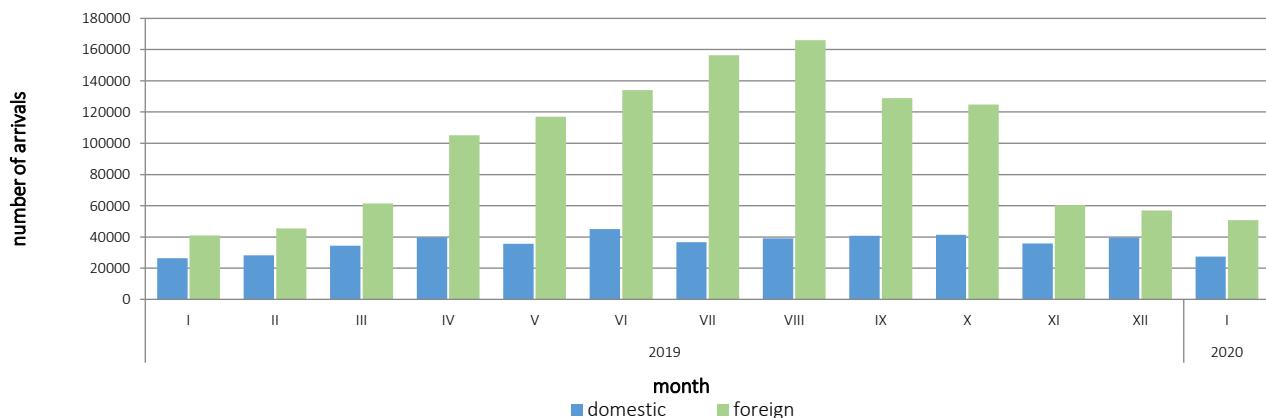


Table 1: Tourist arrivals and nights

| | Arrivals | | | | | Nights | | | | | I 2020 | |
|-------------------------|---------------|---------------|---------------|-------------------------------|-----------------------------|----------------|----------------|----------------|-------------------------------|-----------------------------|-----------------------------|---|
| | I 2019* | XII 2019 | I 2020 | Indices I 2020 XII 2019 | Indices I 2020 I 2019 | I 2019* | XII 2019 | I 2020 | Indices I 2020 XII 2019 | Indices I 2020 I 2019 | Structure of nights % | Average number of nights by arrivals |
| TOTAL | 67.281 | 96.265 | 78.256 | 81,3 | 116,3 | 158.203 | 192.906 | 186.047 | 96,4 | 117,6 | 100,0 | 2,4 |
| Domestic tourist | 26.385 | 39.427 | 27.404 | 69,5 | 103,9 | 56.765 | 73.424 | 59.641 | 81,2 | 105,1 | 32,1 | 2,2 |
| Foreign tourist | 40.896 | 56.838 | 50.852 | 89,5 | 124,3 | 101.438 | 119.482 | 126.406 | 105,8 | 124,6 | 67,9 | 2,5 |

*final data

Tourist arrivals by months January 2019. - January 2020.

Table 2: Foreign tourist arrivals and nights, by country of residence

| | Arrivals | | | | | Nights | | | | | I 2020 | |
|----------------|---------------|---------------|---------------|-------------------------------|-----------------------------|----------------|----------------|----------------|-----------------------------|---------------------------------|-----------------------------|---|
| | I 2019 | XII 2019 | I 2020 | Indices I 2020 XII 2019 | Indices I 2020 I 2019 | I 2019 | XII 2019 | I 2020 | Indices I 2020 I 2019 | Indices XII 2019 XII 2018 | Structure of nights % | Average number of nights by arrivals |
| TOTAL | 40.896 | 56.838 | 50.852 | 89,5 | 124,3 | 101.438 | 119.482 | 126.406 | 105,8 | 124,6 | 100,0 | 2,5 |
| Albania | 134 | 227 | 446 | 196,5 | 332,8 | 323 | 360 | 790 | 219,4 | 244,6 | 0,6 | 1,8 |
| Austria | 1.010 | 2.003 | 1.076 | 53,7 | 106,5 | 2.150 | 4.449 | 2.267 | 51,0 | 105,4 | 1,8 | 2,1 |
| Belgium | 108 | 210 | 134 | 63,8 | 124,1 | 237 | 542 | 296 | 54,6 | 124,9 | 0,2 | 2,2 |
| Bulgaria | 194 | 502 | 397 | 79,1 | 204,6 | 334 | 1.054 | 618 | 58,6 | 185,0 | 0,5 | 1,6 |
| Montenegro | 1.619 | 1.653 | 2.122 | 128,4 | 131,1 | 4.471 | 3.243 | 6.303 | 194,4 | 141,0 | 5,0 | 3,0 |
| Czech Republic | 149 | 195 | 244 | 125,1 | 163,8 | 334 | 330 | 350 | 106,1 | 104,8 | 0,3 | 1,4 |
| Denmark | 111 | 154 | 112 | 72,7 | 100,9 | 239 | 399 | 248 | 62,2 | 103,8 | 0,2 | 2,2 |
| Estonia | 3 | 13 | 15 | 115,4 | 500,0 | 11 | 27 | 23 | 85,2 | 209,1 | 0,0 | 1,5 |
| Finland | 38 | 55 | 45 | 81,8 | 118,4 | 86 | 118 | 95 | 80,5 | 110,5 | 0,1 | 2,1 |
| France | 191 | 305 | 276 | 90,5 | 144,5 | 491 | 605 | 602 | 99,5 | 122,6 | 0,5 | 2,2 |
| Greece | 74 | 96 | 141 | 146,9 | 190,5 | 136 | 172 | 265 | 154,1 | 194,9 | 0,2 | 1,9 |
| Netherlands | 425 | 410 | 337 | 82,2 | 79,3 | 951 | 901 | 724 | 80,4 | 76,1 | 0,6 | 2,1 |
| Croatia | 13.505 | 15.115 | 16.697 | 110,5 | 123,6 | 38.406 | 33.941 | 47.505 | 140,0 | 123,7 | 37,6 | 2,8 |
| Ireland | 38 | 94 | 115 | 122,3 | 302,6 | 76 | 158 | 246 | 155,7 | 323,7 | 0,2 | 2,1 |
| Iceland | 11 | 7 | 11 | 157,1 | 100,0 | 18 | 11 | 17 | 154,5 | 94,4 | 0,0 | 1,5 |

(continued on next page)

(continued)

| | Arrivals | | | | | Nights | | | | | I 2020 | |
|---|----------|----------|--------|-------------------------------|-----------------------------|---------|----------|--------|-------------------------------|-----------------------------|-----------------------------|---|
| | I 2019* | XII 2019 | I 2020 | Indices I 2020 XII 2019 | Indices I 2020 I 2019 | I 2019* | XII 2019 | I 2020 | Indices I 2020 XII 2019 | Indices I 2020 I 2019 | Structure of nights % | Average number of nights by arrivals |
| Italy | 1.314 | 1.705 | 1.186 | 69,6 | 90,3 | 3.263 | 4.365 | 2.689 | 61,6 | 82,4 | 2,1 | 2,3 |
| Cyprus | 6 | 3 | 11 | 366,7 | 183,3 | 14 | 12 | 33 | 275,0 | 235,7 | 0,0 | 3,0 |
| Latvia | 5 | 8 | 5 | 62,5 | 100,0 | 8 | 14 | 8 | 57,1 | 100,0 | 0,0 | 1,6 |
| Lithuania | 6 | 16 | 10 | 62,5 | 166,7 | 9 | 33 | 33 | 100,0 | 366,7 | 0,0 | 3,3 |
| Luxembourg | 50 | 73 | 54 | 74,0 | 108,0 | 105 | 199 | 114 | 57,3 | 108,6 | 0,1 | 2,1 |
| Hungary | 238 | 747 | 400 | 53,5 | 168,1 | 731 | 1.854 | 937 | 50,5 | 128,2 | 0,7 | 2,3 |
| Malta | 7 | 3 | 3 | 100,0 | 42,9 | 15 | 6 | 8 | 133,3 | 53,3 | 0,0 | 2,7 |
| Norway | 107 | 188 | 110 | 58,5 | 102,8 | 218 | 352 | 186 | 52,8 | 85,3 | 0,1 | 1,7 |
| Germany | 1.192 | 2.417 | 1.446 | 59,8 | 121,3 | 2.946 | 6.192 | 3.470 | 56,0 | 117,8 | 2,7 | 2,4 |
| Poland | 273 | 372 | 220 | 59,1 | 80,6 | 632 | 858 | 543 | 63,3 | 85,9 | 0,4 | 2,5 |
| Portugal | 24 | 53 | 34 | 64,2 | 141,7 | 54 | 95 | 69 | 72,6 | 127,8 | 0,1 | 2,0 |
| Romania | 107 | 206 | 156 | 75,7 | 145,8 | 274 | 862 | 501 | 58,1 | 182,8 | 0,4 | 3,2 |
| Russian Federation | 239 | 254 | 410 | 161,4 | 171,5 | 529 | 624 | 824 | 132,1 | 155,8 | 0,7 | 2,0 |
| North of Macedonia ¹⁾ | 335 | 690 | 586 | 84,9 | 174,9 | 660 | 1.321 | 1.227 | 92,9 | 185,9 | 1,0 | 2,1 |
| Slovakia | 102 | 91 | 113 | 124,2 | 110,8 | 214 | 194 | 208 | 107,2 | 97,2 | 0,2 | 1,8 |
| Slovenia | 2.913 | 4.711 | 3.599 | 76,4 | 123,5 | 5.979 | 9.967 | 7.720 | 77,5 | 129,1 | 6,1 | 2,1 |
| Serbia | 6.092 | 7.890 | 7.270 | 92,1 | 119,3 | 16.049 | 15.832 | 19.469 | 123,0 | 121,3 | 15,4 | 2,7 |
| Spain | 137 | 163 | 148 | 90,8 | 108,0 | 331 | 363 | 287 | 79,1 | 86,7 | 0,2 | 1,9 |
| Switzerland (including Liechtenstein) | 325 | 887 | 382 | 43,1 | 117,5 | 873 | 1.966 | 858 | 43,6 | 98,3 | 0,7 | 2,2 |
| Sweden | 279 | 487 | 493 | 101,2 | 176,7 | 667 | 1.027 | 920 | 89,6 | 137,9 | 0,7 | 1,9 |
| Turkey | 1.667 | 1.929 | 2.485 | 128,8 | 149,1 | 3.808 | 3.822 | 5.799 | 151,7 | 152,3 | 4,6 | 2,3 |
| United Kingdom | 316 | 398 | 269 | 67,6 | 85,1 | 789 | 906 | 681 | 75,2 | 86,3 | 0,5 | 2,5 |
| Ukraine | 58 | 85 | 48 | 56,5 | 82,8 | 159 | 154 | 132 | 85,7 | 83,0 | 0,1 | 2,8 |
| Other European countries | 81 | 111 | 77 | 69,4 | 95,1 | 215 | 203 | 182 | 89,7 | 84,7 | 0,1 | 2,4 |
| Egypt | 132 | 92 | 81 | 88,0 | 61,4 | 280 | 276 | 247 | 89,5 | 88,2 | 0,2 | 3,0 |
| South Africa | 19 | 6 | 6 | 100,0 | 31,6 | 38 | 15 | 25 | 166,7 | 65,8 | 0,0 | 4,2 |
| Other African countries | 121 | 90 | 122 | 135,6 | 100,8 | 374 | 494 | 716 | 144,9 | 191,4 | 0,6 | 5,9 |
| Canada | 73 | 111 | 130 | 117,1 | 178,1 | 215 | 226 | 297 | 131,4 | 138,1 | 0,2 | 2,3 |
| USA | 658 | 1.008 | 1.035 | 102,7 | 157,3 | 1.603 | 1.954 | 2.001 | 102,4 | 124,8 | 1,6 | 1,9 |
| Other Northern American countries | 13 | 20 | 8 | 40,0 | 61,5 | 63 | 35 | 14 | 40,0 | 22,2 | 0,0 | 1,8 |
| Brazil | 67 | 57 | 98 | 171,9 | 146,3 | 239 | 144 | 187 | 129,9 | 78,2 | 0,1 | 1,9 |
| Other Southern and Central American countries | 111 | 126 | 122 | 96,8 | 109,9 | 236 | 301 | 306 | 101,7 | 129,7 | 0,2 | 2,5 |
| Bahrain | 134 | 136 | 157 | 115,4 | 117,2 | 452 | 411 | 444 | 108,0 | 98,2 | 0,4 | 2,8 |
| India | 57 | 127 | 63 | 49,6 | 110,5 | 98 | 267 | 131 | 49,1 | 133,7 | 0,1 | 2,1 |
| Iran | 16 | 41 | 26 | 63,4 | 162,5 | 31 | 315 | 371 | 117,8 | 1196,8 | 0,3 | 14,3 |
| Israel | 46 | 26 | 41 | 157,7 | 89,1 | 75 | 45 | 99 | 220,0 | 132,0 | 0,1 | 2,4 |
| Japan | 221 | 158 | 168 | 106,3 | 76,0 | 271 | 271 | 312 | 115,1 | 115,1 | 0,2 | 1,9 |
| Republic of Korea | 1.732 | 624 | 788 | 126,3 | 45,5 | 1.765 | 674 | 806 | 119,6 | 45,7 | 0,6 | 1,0 |
| Qatar | 196 | 261 | 141 | 54,0 | 71,9 | 505 | 836 | 400 | 47,8 | 79,2 | 0,3 | 2,8 |
| China | 1.205 | 2.316 | 2.557 | 110,4 | 212,2 | 1.545 | 2.977 | 3.598 | 120,9 | 232,9 | 2,8 | 1,4 |
| Kuwait | 257 | 120 | 279 | 232,5 | 108,6 | 858 | 457 | 1.439 | 314,9 | 167,7 | 1,1 | 5,2 |
| Malaysia | 322 | 2.320 | 390 | 16,8 | 121,1 | 494 | 2.789 | 599 | 21,5 | 121,3 | 0,5 | 1,5 |
| Oman | 188 | 153 | 170 | 111,1 | 90,4 | 529 | 406 | 413 | 101,7 | 78,1 | 0,3 | 2,4 |
| Saudi Arabia | 232 | 406 | 907 | 223,4 | 390,9 | 588 | 1063 | 2.436 | 229,2 | 414,3 | 1,9 | 2,7 |
| United Arab Emirates | 787 | 1.080 | 642 | 59,4 | 81,6 | 2.658 | 3.225 | 2.056 | 63,8 | 77,4 | 1,6 | 3,2 |
| Other Asian countries | 626 | 2.800 | 989 | 35,3 | 158,0 | 1.217 | 4.179 | 1.651 | 39,5 | 135,7 | 1,3 | 1,7 |
| Australia | 186 | 196 | 227 | 115,8 | 122,0 | 470 | 530 | 575 | 108,5 | 122,3 | 0,5 | 2,5 |
| New Zealand | 6 | 28 | 20 | 71,4 | 333,3 | 13 | 48 | 32 | 66,7 | 246,2 | 0,0 | 1,6 |
| Other countries of Oceania | 8,0 | 10 | 2 | 20,0 | 25,0 | 16,0 | 13 | 4 | 30,8 | 25,0 | 0,0 | 2,0 |

¹⁾ previous FYR of Macedonia

*final data

Foreign tourist nights and arrivals, by country of residence , January 2020.

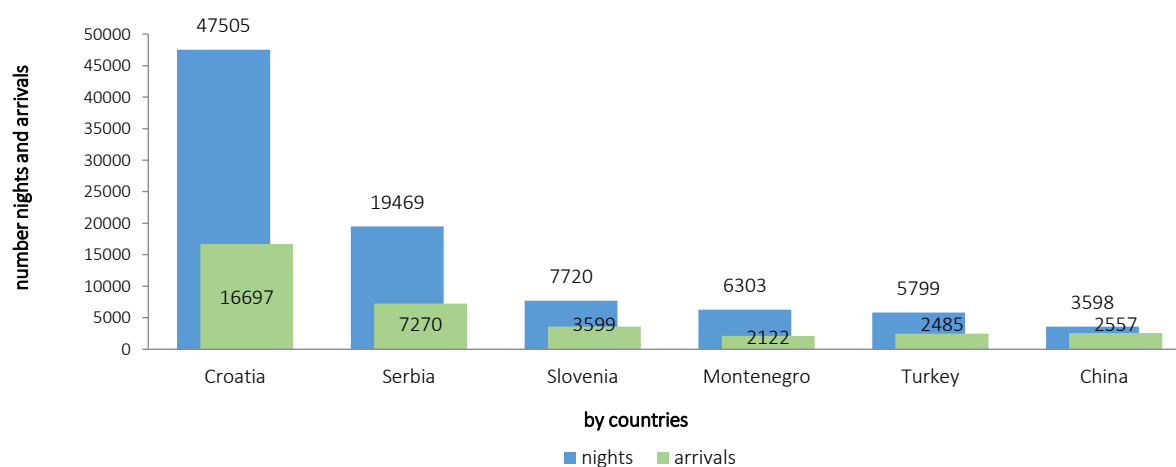


Table 3: Tourist arrivals and nights according to the classification of activities 1)

| | Arrivals | | | | | Nights | | | | | I 2020 |
|--|---------------|---------------|---------------|-------------------------------|-----------------------------|----------------|----------------|----------------|-------------------------------|-----------------------------|-----------------------------|
| | I 2019* | XII 2019 | I 2020 | Indices I 2020 XII 2019 | Indices I 2020 I 2019 | I 2019* | XII 2019 | I 2020 | Indices I 2020 XII 2019 | Indices I 2020 I 2019 | Structure of nights % |
| Total | 67.281 | 96.265 | 78.256 | 81,3 | 116,3 | 158.203 | 192.906 | 186.047 | 96,4 | 117,6 | 100,0 |
| Hotels and similar accommodation | 64.292 | 92.567 | 75.078 | 81,1 | 116,8 | 147.672 | 180.440 | 176.001 | 97,5 | 119,2 | 94,5 |
| Holiday and other short-stay accommodation | 2.234 | 2.794 | 2.529 | 90,5 | 113,2 | 5.092 | 5.787 | 5.196 | 89,8 | 102,0 | 2,8 |
| Camps and camping grounds | 175 | 235 | 179 | 76,2 | 102,3 | 443 | 497 | 502 | 101,0 | 113,3 | 0,3 |
| Other accommodation | 580 | 669 | 470 | 70,3 | 81,0 | 4.996 | 6.182 | 4.348 | 70,3 | 87,0 | 2,3 |
| Domestic tourist | 26.385 | 39.427 | 27.404 | 69,5 | 103,9 | 56.765 | 73.424 | 59.641 | 81,2 | 105,1 | 32,1 |
| Hotels and similar accommodation | 24.855 | 37.587 | 25.783 | 68,6 | 103,7 | 51.280 | 65.814 | 54.423 | 82,7 | 106,1 | 29,2 |
| Holiday and other short-stay accommodation | 1.059 | 1.286 | 1.201 | 93,4 | 113,4 | 1.971 | 2.101 | 1.893 | 90,1 | 96,0 | 1,0 |
| Camps and camping grounds | 52 | 53 | 48 | 90,6 | 92,3 | 138 | 123 | 144 | 117,1 | 104,3 | 0,1 |
| Other accommodation | 419 | 501 | 372 | 74,3 | 88,8 | 3.376 | 5.386 | 3.181 | 59,1 | 94,2 | 1,7 |
| Foreign tourist | 40.896 | 56.838 | 50.852 | 89,5 | 124,3 | 101.438 | 119.482 | 126.406 | 105,8 | 124,6 | 67,9 |
| Hotels and similar accommodation | 39.437 | 54.980 | 49.295 | 89,7 | 125,0 | 96.392 | 114.626 | 121.578 | 106,1 | 126,1 | 65,3 |
| Holiday and other short-stay accommodation | 1.175 | 1.508 | 1.328 | 88,1 | 113,0 | 3.121 | 3.686 | 3.303 | 89,6 | 105,8 | 1,8 |
| Camps and camping grounds | 123 | 182 | 131 | 72,0 | 106,5 | 305 | 374 | 358 | 95,7 | 117,4 | 0,2 |
| Other accommodation | 161 | 168 | 98 | 58,3 | 60,9 | 1.620 | 796 | 1.167 | 146,6 | 72,0 | 0,6 |

1) The Classification of Economic Activities of BiH 2010

*final data

Table 4: Tourist arrivals and nights, by organisation of tourist arrivals

| | Individual arrangement | | | | | | Organised trip | | | | | |
|-------------------------|------------------------|--------|------------------------------------|----------------|---------|------------------------------------|------------------|--------|------------------------------------|----------------|--------|------------------------------------|
| | Arrivals tourist | | | Nights tourist | | | Arrivals tourist | | | Nights tourist | | |
| | I 2019* | I 2020 | Indices <u>I 2020</u> I 2019 | I 2019* | I 2020 | Indices <u>I 2019</u> I 2020 | I 2019* | I 2020 | Indices <u>I 2020</u> I 2019 | I 2019* | I 2020 | Indices <u>I 2020</u> I 2019 |
| Total | 53.352 | 59.436 | 111,4 | 121.186 | 135.104 | 111,5 | 13.929 | 18.820 | 135,1 | 37.017 | 50.943 | 137,6 |
| Domestic tourist | 23.096 | 23.238 | 100,6 | 48.860 | 47.846 | 97,9 | 3.289 | 4.166 | 126,7 | 7.905 | 11.795 | 149,2 |
| Foreign tourist | 30.256 | 36.198 | 119,6 | 72.326 | 87.258 | 120,6 | 10.640 | 14.654 | 137,7 | 29.112 | 39.148 | 134,5 |

* final data

NOTES ON METHODOLOGY**The purpose of the statistical survey**

The purpose of the statistical survey is to monitor the tourist activity realised in commercial accommodation establishments and to provide internationally comparable BiH's statistics of tourism in accordance with current EU Regulations for the tourism statistics.

Observation units

Observation units are all business entities /legal units which are, by the main activity, registered in accommodation activity (division 55 - KD BiH 2010), persons as well as households that rent accommodation establishments to tourists. For the purpose of the survey, Classification of Activities in Bosnia and Herzegovina - KD BiH 2010 was used, and it is fully compliant with the European Classification of Economic Activities - NACE Rev. 2.

Coverage

Reporting units are all business entities (enterprises, entrepreneurs, institutions, associations etc.) and parts thereof engaged in providing accommodation servi in tourism registered according to the CA BiH 2010 under section : 55.1 (hotels and similar accommodation), 55.2 (holiday and other short - stay accommodation), 55.3 (camps and camping grounds), 55.9 (other accommodation), health institutions for their facilities in which persons stay for medical rehabilitation (costs are on persons themselves), business entities and parts thereof engaged in tourist stay in rural households, houses, camps, apartments and rooms directly rented by private persons/households. Survey covers the entire territory of Bosnia and Herzegovina.

Source and methods of data collection

Data on turnover of tourists (number of tourist arrivals and tourist nights) are collected from regular monthly report (TU-11 form). Reports are usually made on the basis of reception records in guest books, entities and their parts engaged in organising and arranging of tourists.

Definitions

Tourism means the activity of visitors taking a trip to a main destination outside their usual environment for less than a year, for leisure, business or other personal purpose other than to be employed by a resident entity in the place visited.

Tourist is every person who, outside his place of permanent residence, spends one night in a hotel or some other accommodation facility for reasons of rest, recreation, health, study, sport, religion, family, business, public tasks or meeting.

Residence is a place where a person came with the intention of permanent stay. Tourist is registered in every place or establishment where he stays and, therefore, in case he/she changes the place or establishment, he/she must register again, which results in data ambiguity. Consequently, the statistics register the number of tourist arrivals and not the number of tourists.

Domestic tourist is a person with permanent residence in the BiH who spends at least one night in a hotel or same other accommodation establishment outside their place or residence.

Foreign tourist is every person with permanent residence outside in BiH who temporarily resides in BiH and who spends at least one night in a hotel or same other accommodation establishment.

Tourist arrivals refer to the number of persons (tourists) who arrived and registered their stay in an accommodation establishment.

Tourist nights refer to every registered overnight stay of a person (tourist) in an accommodation establishment.

Accommodation capacities are presented as the number of rooms, apartments and camping sites, and the number of permanent beds.

Permanent beds are those that are regularly ready-made for renting to guests.

Occupancy rate of permanent beds (net) in the reference period is obtained by dividing the total number of nights by the number of beds on offer and the number of days when the beds are actually available for use during the reference period. The data are expressed as a percentage.

Organization of tourist arrivals represent the way of organising touristic arrangements. Depending on the way of organising, touristic arrangement can be individual or organised (travel agency).

Symbols

- no occurrence

0,0 value not zero but less than 0,05 unit of measure use

Published and printed by the Agency for Statistics of the Bosnia and Herzegovina, 71000 Sarajevo, Zelenih beretki 26

Phone: +387 (33) 911 911 · Telefax: +387 (33) 220 622

E-mail : bhas@bhas.gov.ba · Web site: <http://www.bhas.ba>

Person responsible: Velimir Jukić, PhD, director

Prepared by: Ms. Azra Bander- Demirović

First Release data are also published on the Internet
