



ECONOMIC STATISTICS

Turism, April 2021

In April 2021 tourists realised 35,328 tourist arrivals in Bosnia and Hercegovina which represent the decrease by 15.8% as compared to March 2021 and increase by 2,195.5% as compared to April 2020. Tourists realised 84,045 tourist nights which represent the decrease by 15.3% as compared to March 2021 and increase by 970.5% as compared to April 2020. Domestic tourists share of total number of overnight stays was 62.2% and foreign tourists share was 37.8%.

The impact of the Covid-19 pandemic resulted in a large increase in the index in April 2021 as compared to April 2020, when most accommodation facilities were closed.

The number of domestic tourist nights decreased by 10.3% as compared to March 2021 and increased by 843.4% as compared to April 2020. Foreign tourist nights decreased by 22.3% as compared to March 2021 and increased by 1,275.4% as compared to April 2020.

Concerning the structure of foreign tourist nights in April 2021, the most of them (69.5%) were realised by tourists from: Serbia (31.5%), United Arabien Emirates (16.2%). Croatia (11.1%), Turkey (3.9%), Montenegro (3.6%) and Germany (3.2%). Tourists from other countries realised 30.5% of tourist nights.

Regarding the average detention of foreign tourist stays in our country on the first place comes: Brazil with average stay by 7.7 nights, Finland with 7.4 nights, China with 5.2 nights, Norway with 4.8 nights, Kuwait with 4.4 nights and Egypt with 4.3 nights.

Available rooms, apartments and camping sites for tourists in Bosnia and Herzegovina in April 2021 amounted to 16 289 which is 248.1% increase compared to April 2020. Number of available beds was 35.444 beds, which is increase by 296.1%, compared to the same month of 2020.

In April 2021, in the activity - Hotels and similar accommodation, number of rooms and apartments available to tourists amounted to 15.025, which is an increase of 231.2% compared to April 2020., and number of available beds amounted to 31.647 which is an increase of 270.0%, compared to the same month of the previous year.

Net occupancy rate of rooms was 10.2% and permanent beds it was 7.8% in April 2021 , while in April 2020, net occupancy rate of rooms was 3.9% and of permanent beds 3.2%.

According to the type of accommodation facility the highest number of nights was recorded in Hotels and similar accommodation with share of 97,4%

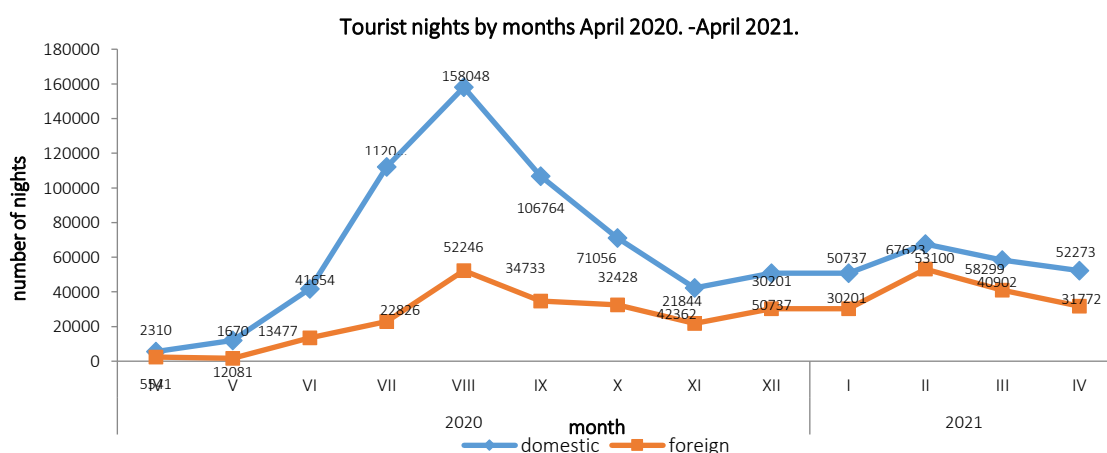


Table 1: Tourist arrivals and nights

	Arrivals					Nights					IV 2021	
	IV 2020	III 2021	IV 2021	Indices IV 2021 III 2021	Indices ¹⁾ IV 2021 IV 2020	IV 2020	III 2021	IV 2021	Indices IV 2021 III 2021	Indices ¹⁾ IV 2021 IV 2020	Structure of nights %	Average number of nights by arrivals
TOTAL	1,539	41,951	35,328	84,2	900,9	7,851	99,201	84,045	84,7	900,9	100,00	2,4
Domestic tourist	1,271	25,387	21,746	85,7	900,9	5,541	58,299	52,273	89,7	900,9	62,2	2,4
Foreign tourist	268	16,564	13,582	82,0	900,9	2,310	40,902	31,772	77,7	900,9	37,8	2,3

1) Index higher than 900

Tourist arrivals by months April 2020. - April 2021.

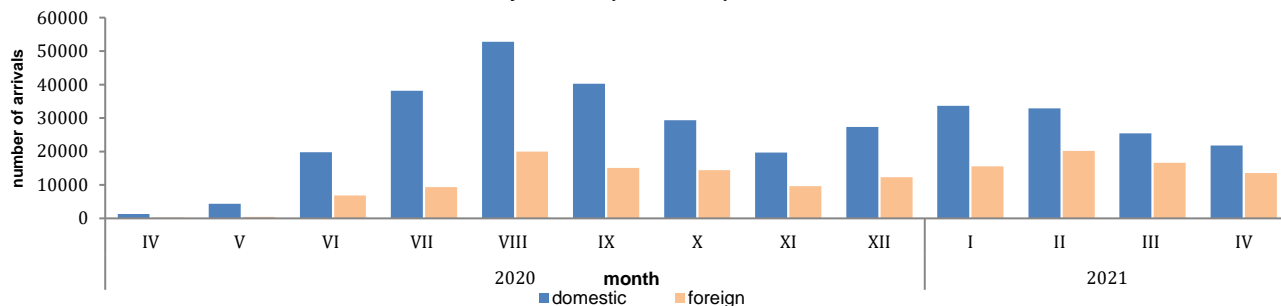


Table2: Foreign tourist arrivals and nights, by country of residence

	Arrivals					Nights					IV 2021	
	IV 2020	III 2021	IV 2021	Indices IV 2021 III 2021	Indices ¹⁾ IV 2021 IV 2020	IV 2020	III 2021	IV 2021	Indices IV 2021 III 2021	Indices ¹⁾ IV 2021 IV 2020	Structure of nights %	Average number of nights by arrivals
Total Foreign tourist	268	16,564	13,582	82,0	900,9	2,310	40,902	31,772	77,7	900,9	100,0	2,3
Albania	1	114	129	113,2	900,9	1	132	299	226,5	900,9	0,9	2,3
Austria	2	489	461	94,3	900,9	32	966	930	96,3	900,9	2,9	2,0
Belgium	1	48	57	118,8	900,9	30	83	128	154,2	426,7	0,4	2,2
Bulgaria	-	43	100	232,6	-	-	134	199	148,5	-	0,6	2,0
Montenegro	-	744	685	92,1	-	-	1.768	1.142	64,6	-	3,6	1,7
Czech Republic	-	87	77	88,5	-	-	201	210	104,5	-	0,7	2,7
Denmark	-	35	53	151,4	-	-	66	97	147,0	-	0,3	1,8
Estonia	-	4	6	150,0	-	-	6	10	166,7	-	0,0	1,7
Finland	-	12	17	141,7	-	-	172	125	72,7	-	0,4	7,4
France	1	263	135	51,3	900,9	1	562	277	49,3	900,9	0,9	2,1
Greece	-	22	29	131,8	-	-	128	69	53,9	-	0,2	2,4
Netherlands	-	141	100	70,9	-	-	270	188	69,6	-	0,6	1,9
Croatia	21	1,942	1,456	75,0	900,9	170	5,299	3,525	66,5	900,9	11,1	2,4
Ireland	-	6	4	66,7	-	-	19	8	42,1	-	0,0	2,0
Iceland	-	1	-	-	-	-	2	-	-	-	-	-
Italy	5	358	292	81,6	-	94	832	659	79,2	701,1	2,1	2,3
Cyprus	-	4	3	75,0	-	-	6	6	100,0	-	0,0	2,0
Latvia	-	1	1	100,0	-	-	7	4	57,1	-	0,0	4,0
Lithuania	-	5	20	400,0	-	-	14	26	185,7	-	0,1	1,3
Luxembourg	1	22	21	95,5	900,9	30	41	33	80,5	110,0	0,1	1,6
Hungary	-	71	102	143,7	-	-	263	312	118,6	-	1,0	3,1

(continued on next page)

(continued)

	Arrivals					Nights					IV 2021	
	IV 2020	III 2021	IV 2021	Indices IV 2021 III 2021	Indices1) IV 2021 IV 2020	IV 2020	III 2021	IV 2021	Indices V 2021 III 2021	Indices1) IV 2021 IV 2020	Structure of nights %	Average number of nights by arrivals
Malta	-	-	-	-	-	-	-	-	-	-	-	-
Norway	1	12	26	216,7	900,9	1	49	126	257,1	900,9	0,4	4,8
Germany	30	526	413	78,5	900,9	37	1,266	1,005	79,4	900,9	3,2	2,4
Poland	5	55	110	200,0	900,9	35	216	351	162,5	900,9	1,1	3,2
Portugal	-	15	3	20,0	-	-	24	5	20,8	-	0,0	1,7
Romania	-	61	143	234,4	-	-	190	299	157,4	-	0,9	2,1
Russian Federation	49	96	204	212,5	416,3	127	204	285	139,7	224,4	0,9	1,4
North Macedonia	3	228	128	56,1	900,9	40	679	308	45,4	770,0	1,0	2,4
Slovakia	-	49	63	128,6	-	-	124	167	134,7	-	0,5	2,7
Slovenia	2	641	398	62,1	900,9	36	1,546	641	41,5	900,9	2,0	1,6
Serbia	47	5,278	4,565	86,5	900,9	380	12,631	9,996	79,1	900,9	31,5	2,2
Spain	-	51	27	52,9	-	-	105	36	34,3	-	0,1	1,3
Switzerland (including Liechtenstein)	-	245	133	54,3	-	-	656	390	59,5	-	1,2	2,9
Sweden	1	104	74	71,2	900,9	1	252	192	76,2	900,9	0,6	2,6
Turkey	2	766	502	65,5	900,9	60	1,471	1,246	84,7	900,9	3,9	2,5
United Kingdom	-	106	96	90,6	-	-	276	231	83,7	-	0,7	2,4
Ukraine	1	51	37	72,5	900,9	30	56	109	194,6	363,3	0,3	2,9
Other European countries	-	39	30	76,9	-	-	92	71	77,2	-	0,2	2,4
Egypt	-	24	14	58,3	-	-	37	60	162,2	-	0,2	4,3
South Africa	-	3	3	100,0	-	-	3	5	166,7	-	0,0	1,7
Other African countries	4	55	70	127,3	900,9	50	99	92	92,9	184,0	0,3	1,3
Canada	-	19	20	105,3	-	-	36	29	80,6	-	0,1	1,5
USA	5	367	385	104,9	900,9	96	916	921	100,5	900,9	2,9	2,4
Other Northern American countries	-	12	59	491,7	-	-	18	333	900,91	-	1,0	5,6
Brazil	-	9	7	77,8	-	-	79	54	68,4	-	0,2	7,7
Other Southern and Central American countries	3	85	25	29,4	833,3	90	371	34	9,2	37,8	0,1	1,4
Bahrain	-	98	21	21,4	-	-	223	46	20,6	-	0,1	2,2
India	-	19	22	115,8	-	-	45	44	97,8	-	0,1	2,0
Iran	-	4	6	150,0	-	-	16	17	106,3	-	0,1	2,8
Israel	-	15	47	313,3	-	-	53	90	169,8	-	0,3	1,9
Japan	-	6	20	333,3	-	-	9	60	666,7	-	0,2	3,0
Republic of Korea	-	-	4	-	-	-	-	5	-	-	0,0	1,3
Qatar	1	86	52	60,5	900,9	1	321	87	27,1	900,9	0,3	1,7
China	5	60	61	101,7	900,9	150	259	316	122,0	210,7	1,0	5,2
Kuwait	21	58	60	103,4	285,7	399	284	263	92,6	65,9	0,8	4,4
Malaysia	17	3	-	-	-	17	34	-	-	-	-	-
Oman	-	72	47	65,3	-	-	193	130	67,4	-	0,4	2,8
Saudi Arabia	10	44	32	72,7	320,0	290	100	67	67,0	23,1	0,2	2,1
United Arab Emirates	1	2,603	1,806	69,4	900,9	10	6,341	5,134	81,0	900,9	16,2	2,8
Other Asian countries	2	169	93	55,0	900,9	22	609	221	36,3	900,9	0,7	2,4
Australia	26	18	28	155,6	107,7	80	48	59	122,9	73,8	0,2	2,1
New Zealand	-	-	-	-	-	-	-	-	-	-	-	-
Other countries of Oceania	-	-	-	-	-	-	-	-	-	-	-	-

1) Index higher than 900

Foreign tourist nights and arrivals, by country of residence, April 2021.

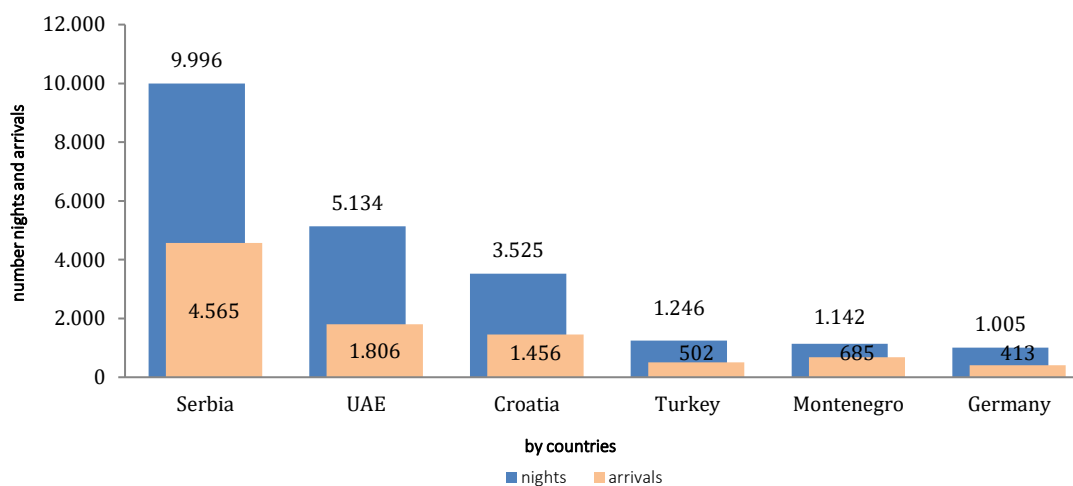


Table 3: Tourist arrivals and nights according to the classification of activities ²⁾

	Arrivals					Nights					IV 2021
	IV 2020	IV 2020	IV 2021	Indices IV 2021 III 2021	Indices ¹⁾ IV 2021 IV 2021	IV 2020	IV 2020	IV 2021	Indices IV 2021 III 2021	Indices ¹⁾ IV 2021 IV 2021	Structure of nights %
Total	1,539	41,951	35,328	84,2	900,9	7,851	99,201	84,045	84,7	900,9	100,0
Hotels and similar accommodation	1,409	40,382	33,863	83,9	900,9	7,183	88,716	73,464	82,8	900,9	87,4
Holiday and other short-stay accommodation	118	1,025	875	85,4	741,5	558	2,574	2,227	86,5	399,1	2,6
Camps and camping grounds	–	29	69	237,9	–	–	98	135	137,8	–	0,2
Other accommodation	12	515	521	101,2	900,9	110	7813	8,219	105,2	900,9	9,8
Domestic tourist	1,271	25,387	21,746	85,7	900,9	5,541	58,299	52,273	89,7	900,9	62,2
Hotels and similar accommodation	1,150	24,049	20,469	85,1	900,9	5,059	48,734	42,543	87,3	840,9	50,6
Holiday and other short-stay accommodation	109	835	725	86,8	665,1	372	1,890	1,514	80,1	407,0	1,8
Camps and camping grounds	–	6	41	683,3	–	–	8	64	800,0	–	0,1
Other accommodation	12	497	511	102,8	900,9	110	7,667	8,152	106,3	900,9	9,7
Foreign tourist	268	16,564	13,582	82,0	900,9	2,310	40,902	31,772	77,7	900,9	37,8
Hotels and similar accommodation	259	16,333	13,394	82,0	900,9	2,124	39,982	30,921	77,3	900,9	36,8
Holiday and other short-stay accommodation	9	190	150	78,9	900,9	186	684	713	104,2	383,3	0,8
Camps and camping grounds	–	23	28	121,7	–	–	90	71	78,9	–	0,1
Other accommodation	–	18	10	56	–	–	146	67	46	–	0,1

1) Index higher than 900

2) The Classification of Economic Activities of BiH 2010

Table 4: Tourist arrivals and nights, by organisation of tourist arrivals

	Individual arrangement						Organised trip					
	Arrivals tourist			Nights tourist			Arrivals tourist			Nights tourist		
	IV 2020	IV 2021	Indices ¹⁾ IV 2021 IV 2020	IV 2020	IV 2021	Indices ¹⁾ IV 2021 IV 2020	IV 2020	IV 2021	Indices ¹⁾ IV 2021 IV 2020	IV 2020	IV 2021	Indices IV 2021 IV 2020
Total	1,250	31,787	900,9	6,152	74,054	900,9	289	3,541	900,9	1,699	9991	588,1
Domestic tourist	1,083	19,640	900,9	4,504	47,962	900,9	188	2,106	900,9	1,037	4,311	415,7
Foreign tourist	167	12,147	900,9	1,648	26,092	900,9	101	1,435	900,9	662	5,680	858,0

1) Index higher than 900

Methodology

The purpose of the statistical survey

The purpose of the statistical survey is to monitor the tourist activity realised in commercial accommodation establishments and to provide internationally comparable BiH's statistics of tourism in accordance with current EU Regulations for the tourism statistics.

Observation units

Observation units are all business entities /legal units which are, by the main activity, registered in accommodation activity (division 55 - KD BiH 2010), persons as well as households that rent accommodation establishments to tourists. For the purpose of the survey, Classification of Activities in Bosnia and Herzegovina - KD BiH 2010 was used, and it is fully compliant with the European Classification of Economic Activities - NACE Rev. 2.

Coverage

Reporting units are all business entities (enterprises, entrepreneurs, institutions, associations etc.) and parts thereof engaged in providing accommodation services in tourism registered according to the CA BiH 2010 under section : 55.1 (hotels and similar accommodation), 55.2 (holiday and other short - stay accommodation), 55.3 (camps and camping grounds), 55.9 (other includes unclassified accommodation), health institutions for their facilities in which persons stay for medical rehabilitation (costs are on persons themselves), business entities and parts thereof engaged in tourist stay in rural households, houses, camps, apartments and rooms directly rented by private persons/households. Survey covers the entire territory of Bosnia and Herzegovina.

Source and methods of data collection

Data on turnover of tourists (number of tourist arrivals and tourist nights) are collected from regular monthly report (TU-11 form). Reports are usually made on the basis of reception records in guest books, entities and their parts engaged in organising and arranging of tourists.

Data revision

Regular press releases on tourism are published in monthly dynamics and contain preliminary / first results until the final data are published.

The first regular revision of data implies that, when publishing data for the next month, the published data from the previous month (t-1) are revised in accordance with the information submitted by the reporting unit. The second regular revision of previously published data is the annual revision, which includes all changes in the data submitted after the first revision, in order to ensure the accuracy of the published data.

The press release clearly indicates what the data are, so that users of the statistics can interpret them correctly. If new statistical standards and concepts are introduced, changes in the research methodology are made, it is necessary to revise the data to ensure the consistency and comparability of data from previous historical series and new data series. Users will be informed about changes in data and reasons in an appropriate and transparent manner, in regular monthly press releases and other publications for the public, as well as on the website of the BiH Agency for Statistics (www.bhas.gov.ba).

Definitions

Tourism means the activity of visitors taking a trip to a main destination outside their usual environment for less than a year, for leisure, business or other personal purpose other than to be employed by a resident entity in the place visited.

Tourist is every person who, outside his place of permanent residence, spends one night in a hotel or some other accommodation facility for reasons of rest, recreation, health, study, sport, religion, family, business, public tasks or meeting. Tourist is registered in every place or establishment where he stays and, therefore, in case of change of place or establishment, he must register again, which results in data ambiguity. Consequently, the statistics registers the number of tourist arrivals, not the number of tourists.

Residence is a place where a person came with the intention of permanent stay. Tourist is registered in every place or establishment where he stays and, therefore, in case he/she changes the place or establishment, he/she must register again, which results in data ambiguity. Consequently, the statistics register the number of tourist arrivals and not the number of tourists.

Domestic tourist is a person with permanent residence in the BiH who spends at least one night in a hotel or some other accommodation establishment outside their place or residence.

Foreign tourist is every person with permanent residence outside in BiH who temporarily resides in BiH and who spends at least one night in a hotel or some other accommodation establishment.

Tourist arrivals refer to the number of persons (tourists) who arrived and registered their stay in an accommodation establishment.

Tourist nights refer to every registered overnight stay of a person (tourist) in an accommodation establishment.

Accommodation capacities are presented as the number of rooms, apartments and camping sites, and the number of permanent beds.

Permanent beds are those that are regularly ready-made for renting to guests.

Occupancy rate of permanent beds (net) in the reference period is obtained by dividing the total number of nights by the number of beds on offer and the number of days when the beds are actually available for use during the reference period. The data are expressed as a percentage.

Organization of tourist arrivals represent the way of organising touristic arrangements. Depending on the way of organising, touristic arrangement can be individual or organised (travel agency).

Symbols

- no occurrence

0,0 value not zero but less than 0,05 unit of measure use

Published by the Agency for Statistics of the Bosnia and Herzegovina, 71000 Sarajevo, Zelenih beretki 26

Phone: +387 (33) 911 911 | Telefax: +387 (33) 220 622

E-mail: bhas@bhas.gov.ba | Web site: www.bhas.gov.ba

Responsible persons:

Velimir Jukić, Assistant Director of Economic Statistics

Vesna Čužić, Director

Prepared by: Azra Bander Demirović



Please consider the environment before printing this document.