



FIRST RELEASE



You are required to specify a data source when allowed in your product or application.

YEAR XIV

SARAJEVO, 03/08/2021

NUMBER 6

ECONOMIC STATISTICS

Turism, June 2021

In June 2021 tourists realised 88,191 tourist arrivals in Bosnia and Hercegovina which represent the increase by 44.6% as compared to Aprile 2021 and increase by 231.7% as compared to June 2020. Tourists realised 200,172 tourist nights which represent the increase by 51.8% as compared to June 2021 and increase by 263.1% as compared to June 2020. Domestic tourists share of total number of overnight stays was 54.6% and foreign tourists share was 45.4%.

The impact of the Covid-19 pandemic resulted in a large increase in the index in June 2021 as compared to June 2020, when most accommodation facilities were closed.

The number of domestic tourist nights increased by 47.6% as compared to Aprile 2021 and increased by 162.5% as compared to June 2020. Foreign tourist nights increased by 57.2% as compared to Aprile 2021 and increased by 573.9% as compared to June 2020.

Concerning the structure of foreign tourist nights in June 2021, the most of them (63.9%) were realised by tourists from: United Arabien Emirates (19.3%), Serbia (17.2%), Saudi Arabia (13.2%). Croatia (7.7%), Germany (3.4%) and Turkey (3.1%). Tourists from other countries realised 36.1% of tourist nights.

Regarding the average detention of foreign tourist stays in our country on the first place comes: Iran wiht average stay by 9.9 nights, Republic of Korea with 9.7nights, Finland with 6.4 nights, Estonia with 4.5 nights, Lithuania with 4.4 nights, Japan with 4.3 nihgts and Egypt with 3.8 nights.

Available rooms, apartments and camping sites for tourists in Bosnia and Herzegovina in June 2021 amounted to 17,597 which is 11.0% increase compared to June 2020. Number of available beds was 38,117 beds, which is increase by 13.1%, compared to the same month of 2020.

In June 2021, in the activity - Hotels and similar accommodation, number of rooms and apartments available to tourists amounted to 15,985, which is an increase of 10.6% compared to June 2020., and number of available beds amounted to 33,248 which is an increase of 13.5%, compared to the same month of the previous year.

Net occupancy rate of rooms was 23.9% and permanent beds it was 18.6% in June 2021 , while in June 2020, net occupancy rate of rooms was 5.4% and of permanent beds 7.8%.

According to the type of accommodation facility the highest number of nights was recorded in Hotels and similar accommodation with share of 92.1%

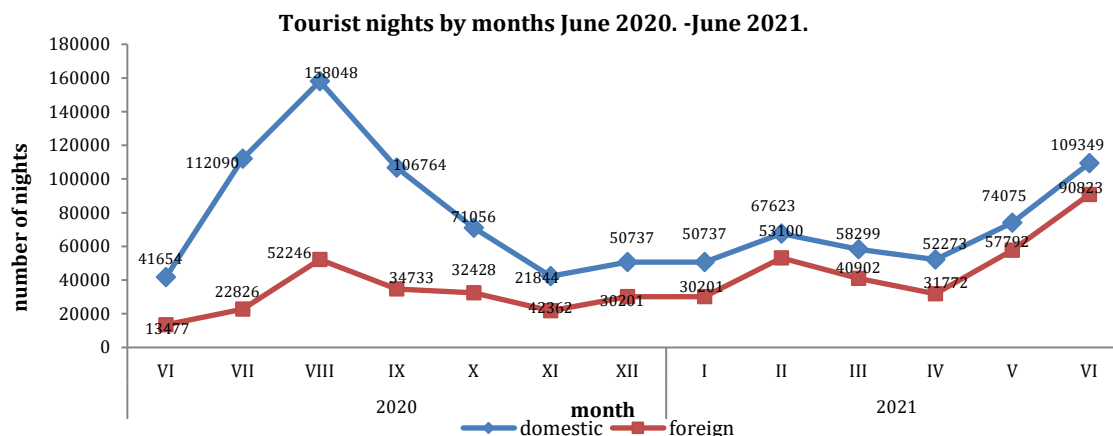


Table 1: Tourist arrivals and nights

	Arrivals					Nights					VI 2021	
	VI 2020*	V 2021	VI 2021	Indices VI 2021 V 2021	Indices VI 2021 VI 2020	VI 2020*	V 2021	VI 2021	Indices VI 2021 V 2021	Indices VI 2021 VI 2020	Structure of nights %	Average number of nights by arrivals
TOTAL	26,584	60,989	88,191	144.6	331.7	55,131	131,867	200,172	151.8	363.1	100,0	2,3
Domestic tourist	19,745	34,380	47,521	138.2	240.7	41,654	74,075	109,349	147.6	262.5	54,6	2,3
Foreign tourist	6,839	26,609	40,670	152.8	594.7	13,477	57,792	90,823	157.2	673.9	45,4	2,2

1)Index higher than 900
*final data

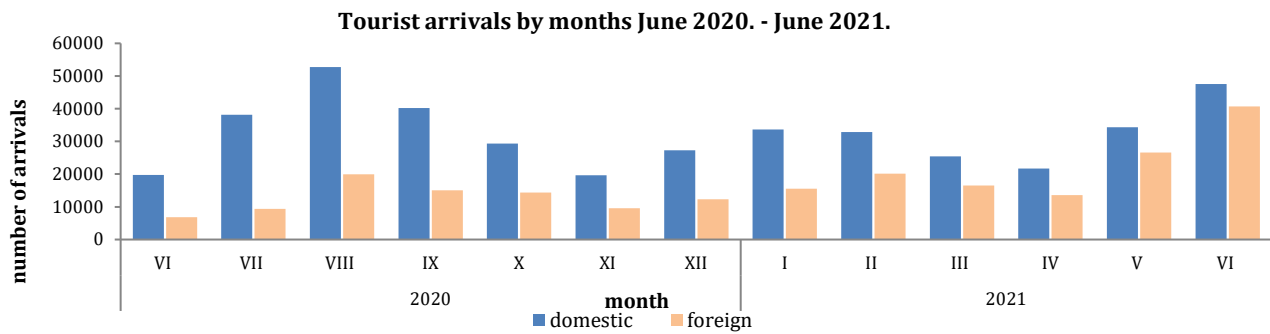


Table2: Foreign tourist arrivals and nights, by country of residence

	Arrivals					Nights					VI 2021	
	VI 2020*	V 2021	VI 2021	Indices VI 2021 V 2021	Indices1) VI 2021 VI 2020	VI 2020*	V 2021	VI 2021	Indices VI 2021 V 2021	Indices1) VI 2021 VI 2020	Structure of nights %	Average number of nights by arrivals
Total Foreign tourist	6,839	26,609	40,670	152.8	594.7	13,477	57,792	90,823	157.2	673.9	100.0	2.2
Albania	33	97	106	109.3	321.2	56	196	274	139.8	48,3	0.3	2.6
Austria	145	689	1,108	160.8	764.1	307	1,301	2,048	157.4	667.1	2.3	1.8
Belgium	7	80	135	168.8	900.0 ¹⁾	16	228	316	138.6	900.0 ¹⁾	0.3	2.3
Bulgaria	7	93	113	121.5	900.0 ¹⁾	7	169	239	141.4	3414.3	0.3	2.1
Montenegro	294	1,669	1,380	82.7	469.4	511	3,059	2,679	87.6	524.3	2.9	1.9
Czech Republic	14	149	191	128.2	900.0 ¹⁾	25	386	373	96.6	900.0 ¹⁾	0.4	2.0
Denmark	7	50	109	218.0	900.0 ¹⁾	12	70	196	28.0	900.0 ¹⁾	0.2	1.8
Estonia	-	31	38	122.6	-	-	122	172	141.0	-	0.2	4.5
Finland	4	20	26	130.0	650.0	5	180	167	92.8	900.0 ¹⁾	0.2	6.4
France	29	254	313	123.2	900.0 ¹⁾	48	629	643	102.2	900.0 ¹⁾	0.7	2.1
Greece	5	55	86	156.4	90.0 ¹⁾	21	98	141	143.9	671.4	0.2	1.6
Netherlands	49	284	292	102.8	595.9	84	700	596	85.1	709.5	0.7	2.0
Croatia	1,623	2,169	3,327	153.4	205.0	2,864	4,903	6,954	141.8	242.8	7.7	2.1
Ireland	4	14	96	685.7	900.0 ¹⁾	4	16	247	900.0 ¹⁾	900.0 ¹⁾	0.3	2.6
Iceland	2	3	1	33.3	50.0	8	3	1	33.3	12.5	0.0	1.0
Italy	109	406	538	132.5	493.6	271	925	1,381	149.3	509.6	1.5	2.6
Cyprus	-	3	3	100.0	-	-	7	3	42.9	-	-	1.0
Latvia	1	57	5	8.8	500.0	1	332	6	1.8	600.0	0.0	1.2
Lithuania	1	6	27	450.0	900.0 ¹⁾	1	9	120	900.0 ¹⁾	900.0 ¹⁾	0.1	4.4
Luxembourg	6	41	30	73.2	500.0	19	69	49	71.0	257.9	0.1	1.6
Hungary	29	252	340	134.9	900.0 ¹⁾	333	617	823	133.4	247.1	0.9	2.4

(continued on next page)

(continued)

	Arrivals					Nights					VI 2021	
	VI 2020*	V 2021	VI 2021	Indices VI 2021 V 2021	Indices ¹⁾ VI 2021 VI 2020	VI 2020*	V 2021	VI 2021	Indices VI 2021 V 2021	Indices ¹⁾ VI 2021 VI 2020	Structure of nights %	Average number of nights by arrivals
Malta	2	0	1	–	50.0	3	–	1	–	33.3	–	1.0
Norway	18	21	68	323.8	377.8	44	91	237	26.4	538.6	0.3	3.5
Germany	249	905	1,322	146.1	530.9	599	2,320	3,051	131.5	509.3	3.4	2.3
Poland	25	198	448	226.3	900.0 ¹⁾	37	377	887	235.3	900.0 ¹⁾	1.0	2.0
Portugal	–	52	141	271.2	–	–	118	265	224.6	–	0.3	1.9
Romania	17	128	248	193.8	900.0 ¹⁾	43	187	412	220.3	900.0 ¹⁾	0.5	1.7
Russian Federation	6	191	163	85.3	900.0 ¹⁾	14	401	293	73.1	900.0 ¹⁾	0.3	1.8
North Macedonia	32	179	318	177.7	900.0 ¹⁾	120	394	751	190.6	625.8	0.8	2.4
Slovakia	12	83	108	130.1	900.0	62	155	252	16.6	406.5	0.3	2.3
Slovenia	190	900	1,264	140.4	665.3	407	1687	2,099	124.4	515.7	2.3	1.7
Serbia	3,449	8,951	8,615	96.2	249.8	6,211	16,509	15,610	94.6	251.3	17.2	1.8
Spain	4	95	348	366.3	900.0 ¹⁾	10	250	1,152	460.8	900.0 ¹⁾	1.3	3.3
Switzerland (including Liechtenstein)	93	306	452	147.7	486.0	169	677	955	141.1	565.1	1.1	2.1
Sweden	32	143	256	179.0	800.0	68	304	681	224.0	900.0 ¹⁾	0.7	2.7
Turkey	62	800	1,208	151.0	900.0 ¹⁾	199	1,896	2,785	146.9	900.0 ¹⁾	3.1	2.3
United Kingdom	23	148	266	179.7	900.0 ¹⁾	44	320	678	211.9	900.0 ¹⁾	0.7	2.5
Ukraine	2	109	268	245.9	900.0 ¹⁾	2	201	423	210.4	900.0 ¹⁾	0.5	1.6
Other European countries	20	53	87	164.2	435.0	50	231	544	23.5	900.0 ¹⁾	0.6	6.3
Egypt	1	80	41	51.3	900.0 ¹⁾	1	288	154	53.5	900.0 ¹⁾	0.2	3.8
South Africa	–	10	12	120.0	–	–	22	20	90.9	–	0.0	1.7
Other African countries	17	123	50	40.7	294.1	34	209	99	47.4	291.2	0.1	2.0
Canada	9	40	65	162.5	722.2	14	86	162	188.4	900.0 ¹⁾	0.2	2.5
USA	70	1,012	1,314	129.8	900.0 ¹⁾	192	1,761	2,741	155.7	900.0 ¹⁾	3.0	2.1
Other Northern American countries	3	7	16	228.6	533.3	5	14	32	228.6	640.0	0.0	2.0
Brazil	6	38	36	94.7	600.0	35	118	61	51.7	174.3	0.1	1.7
Other Southern and Central American countries	10	47	262	557.4	900.0 ¹⁾	16	116	375	323.3	900.0 ¹⁾	0.4	1.4
Bahrain	–	135	627	464.4	–	–	365	1,285	35.1	–	1.4	2.0
India	1	19	62	326.3	900.0 ¹⁾	1	62	166	267.7	900.0 ¹⁾	0.2	2.7
Iran	5	8	7	87.5	140.0	10	82	69	84.1	690.0	0.1	9.9
Israel	6	73	232	317.8	900.0 ¹⁾	8	139	474	341.0	900.0 ¹⁾	0.5	2.0
Japan	–	20	12	60.0	–	–	95	51	5.7	–	0.1	4.3
Republic of Korea	–	11	9	81.8	–	–	48	87	181.3	–	0.1	9.7
Qatar	3	210	503	239.5	900.0 ¹⁾	5	654	1,420	217.1	900.0 ¹⁾	1.6	2.8
China	8	138	160	115.9	900.0 ¹⁾	17	609	484	79.5	900.0 ¹⁾	0.5	3.0
Kuwait	3	335	791	236.1	900.0 ¹⁾	3	1,302	2,705	207.8	900.0 ¹⁾	3.0	3.4
Malaysia	2	1	4	400.0	200.0	2	1	7	700.0	350.0	0.0	1.8
Oman	–	206	659	319.9	–	–	471	1,509	320.4	–	1.7	2.3
Saudi Arabia	22	485	4,970	900.0 ¹⁾	900.0 ¹⁾	313	1,126	12,011	900.0 ¹⁾	900.0 ¹⁾	13.2	2.4
United Arab Emirates	14	3,662	6,686	182.6	900.0 ¹⁾	18	9,426	17,491	185.6	900.0 ¹⁾	19.3	2.6
Other Asian countries	45	227	262	115.4	582.2	66	597	846	141.7	900.0 ¹⁾	0.9	3.2
Australia	9	31	42	135.5	466.7	62	47	63	134.0	101.6	0.1	1.5
New Zealand	–	6	3	50.0	–	–	15	7	46.7	–	0.0	2.3
Other countries of Oceania	–	1	–	–	–	–	2	–	–	–	–	–

¹⁾ Index higher than 900
*final data

Foreign tourist nights and arrivals, by country of residence, June 2021.

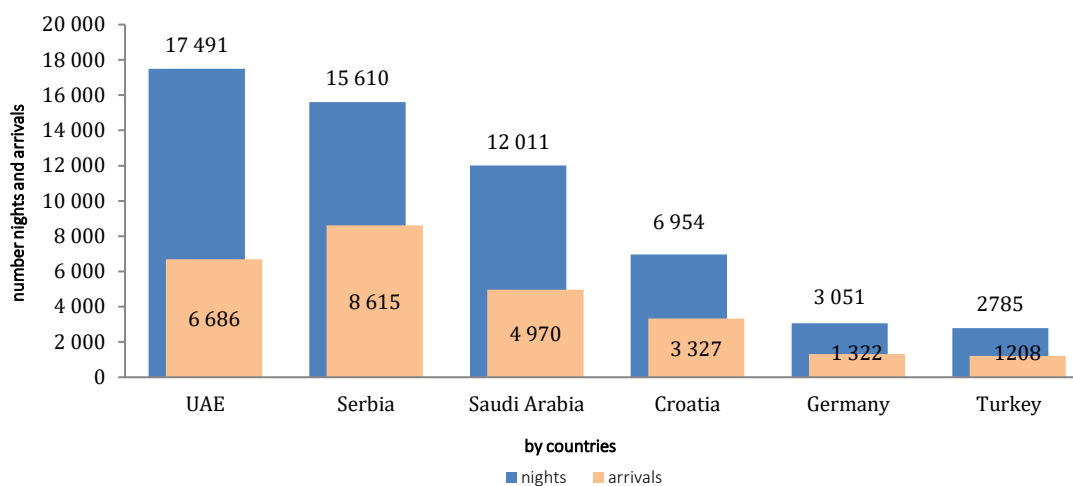


Table 3: Tourist arrivals and nights according to the classification of activities ²⁾

	Arrivals					Nights					VI 2021
	VI 2020*	V 2021	VI 2021	Indices VI 2021 V 2021	Indices ¹⁾ VI 2021 VI 2020	VI 2020*	V 2021	VI 2021	Indices VI 2021 V 2021	Indices VI 2021 VI 2020	Structure of nights %
Total	26,584	60,989	88,191	144.6	331.7	55,131	131,867	200,172	151.8	363.1	100.0
Hotels and similar accommodation	24,387	58,279	83,302	142.9	341.6	47,923	121,450	184,444	151.9	384.9	92.1
Holiday and other short-stay accommodation	1,256	1,406	2,188	155.6	174.2	2,441	3,291	4,699	142.8	192.5	2.3
Camps and camping grounds	615	844	2,047	242.5	332.8	863	1,203	3,025	251.5	350.5	1.5
Other accommodation	326	460	654	142.2	200.6	3,904	5,923	8,004	135.1	205.0	4.0
Domestic tourist	19,745	34,380	47,521	138.2	240.7	41,654	74,075	109,349	147.6	262.5	54.6
Hotels and similar accommodation	18,200	32,788	44,414	135.5	244.0	35,741	65,834	97,477	148.1	272.7	48.7
Holiday and other short-stay accommodation	1,110	1,075	1,729	160.8	155.8	1,994	2,356	3,145	133.5	157.7	1.6
Camps and camping grounds	123	75	744	900.0 ¹⁾	604.9	172	116	848	731.0	493.0	0.4
Other accommodation	312	442	634	143.4	203.2	3,747	5,769	7,879	136.6	211.3	3.9
Foreign tourist	6,839	26,609	40,670	152.8	594.7	13,477	57,792	90,823	157.2	673.9	45.4
Hotels and similar accommodation	6,187	25,491	38,888	152.6	628.5	12,182	55,616	86,967	156.4	71.9	43.4
Holiday and other short-stay accommodation	146	331	459	138.7	314.4	447	935	1,554	166.2	347.7	0.8
Camps and camping grounds	492	769	1,303	169.4	264.8	691	1,087	2,177	200.3	315.1	1.1
Other accommodation	14	18	20	111	142.9	157	154	125	81	79.6	0.1

¹⁾ Index higher than 900

²⁾ The Classification of Economic Activities of BiH 2010

*final data

Table 4: Tourist arrivals and nights, by organisation of tourist arrivals

	Individual arrangement						Organised trip					
	Arrivals tourist			Nights tourist			Arrivals tourist			Nights tourist		
	VI 2020*	VI 2021	Indices $\frac{VI\ 2021}{VI\ 2020}$	VI 2020	VI 2021	Indices ¹⁾ $\frac{VI\ 2021}{VI\ 2020}$	VI 2020*	VI 2021	Indices $\frac{VI\ 2021}{VI\ 2020}$	VI 2020	VI 2021	Indices $\frac{VI\ 2021}{VI\ 2020}$
Total	24,700	76,933	311.5	50,145	176,351	351.7	1,884	11,258	597.6	4,986	23,821	477.8
Domestic tourist	18,397	41,584	226.0	38,038	97,366	256.0	1,348	5,937	440.4	3,616	11,983	331.4
Foreign tourist	6,303	35,349	560.8	12,107	78,985	652.4	536	5,321	900.0 ¹⁾	1,370	11,838	864.1

¹⁾ Index higher than 900
*final data

Methodology

The purpose of the statistical survey

The purpose of the statistical survey is to monitor the tourist activity realised in commercial accommodation establishments and to provide internationally comparable BiH's statistics of tourism in accordance with current EU Regulations for the tourism statistics.

Observation units

Observation units are all business entities /legal units which are, by the main activity, registered in accommodation activity (division 55 - KD BiH 2010), persons as well as households that rent accommodation establishments to tourists. For the purpose of the survey, Classification of Activities in Bosnia and Herzegovina - KD BiH 2010 was used, and it is fully compliant with the European Classification of Economic Activities - NACE Rev. 2.

Coverage

Reporting units are all business entities (enterprises, entrepreneurs, institutions, associations etc.) and parts thereof engaged in providing accommodation services in tourism registered according to the CA BiH 2010 under section : 55.1 (hotels and similar accommodation), 55.2 (holiday and other short - stay accommodation), 55.3 (camps and camping grounds), 55.9 (other includes uncategorised accommodation), health institutions for their facilities in which persons stay for medical rehabilitation (costs are on persons themselves), business entities and parts thereof engaged in tourist stay in rural households, houses, camps, apartments and rooms directly rented by private persons/households. Survey covers the entire territory of Bosnia and Herzegovina.

Source and methods of data collection

Data on turnover of tourists (number of tourist arrivals and tourist nights) are collected from regular monthly report (TU-11 form). Reports are usually made on the basis of reception records in guest books, entities and their parts engaged in organising and arranging of tourists.

Data revision

Regular press releases on tourism are published in monthly dynamics and contain preliminary / first results until the final data are published.

The first regular revision of data implies that, when publishing data for the next month, the published data from the previous month (t-1) are revised in accordance with the information submitted by the reporting unit. The second regular revision of previously published data is the annual revision, which includes all changes in the data submitted after the first revision, in order to ensure the accuracy of the published data.

The press release clearly indicates what the data are, so that users of the statistics can interpret them correctly. If new statistical standards and concepts are introduced, changes in the research methodology are made, it is necessary to revise the data to ensure the consistency and comparability of data from previous historical series and new data series. Users will be informed about changes in data and reasons in an appropriate and transparent manner, in regular monthly press releases and other publications for the public, as well as on the website of the BiH Agency for Statistics (www.bhas.gov.ba).

Definitions

Tourism means the activity of visitors taking a trip to a main destination outside their usual environment for less than a year, for leisure, business or other personal purpose other than to be employed by a resident entity in the place visited.

Tourist is every person who, outside his place of permanent residence, spends one night in a hotel or some other accommodation facility for reasons of rest, recreation, health, study, sport, religion, family, business, public tasks or meeting. Tourist is registered in every place or establishment where he stays and, therefore, in case of change of place or establishment, he must register again, which results in data ambiguity. Consequently, the statistics registers the number of tourist arrivals, not the number of tourists.

Residence is a place where a person came with the intention of permanent stay. Tourist is registered in every place or establishment where he stays and, therefore, in case he/she changes the place or establishment, he/she must register again, which results in data ambiguity. Consequently, the statistics register the number of tourist arrivals and not the number of tourists.

Domestic tourist is a person with permanent residence in the BiH who spends at least one night in a hotel or some other accommodation establishment outside their place or residence.

Foreign tourist is every person with permanent residence outside in BiH who temporarily resides in BiH and who spends at least one night in a hotel or some other accommodation establishment.

Tourist arrivals refer to the number of persons (tourists) who arrived and registered their stay in an accommodation establishment.

Tourist nights refer to every registered overnight stay of a person (tourist) in an accommodation establishment.

Accommodation capacities are presented as the number of rooms, apartments and camping sites, and the number of permanent beds.

Permanent beds are those that are regularly ready-made for renting to guests.

Occupancy rate of permanent beds (net) in the reference period is obtained by dividing the total number of nights by the number of beds on offer and the number of days when the beds are actually available for use during the reference period. The data are expressed as a percentage.

Organization of tourist arrivals represent the way of organising touristic arrangements. Depending on the way of organising, touristic arrangement can be individual or organised (travel agency).

Symbols

- no occurrence

0,0 value not zero but less than 0,05 unit of measure use

Published by the Agency for Statistics of the Bosnia and Herzegovina, 71000 Sarajevo, Zelenih beretki 26

Phone: +387 (33) 911 911 | Telefax: +387 (33) 220 622

E-mail: bhas@bhas.gov.ba | Web site: www.bhas.gov.ba

Responsible persons:

Velimir Jukić, Assistant Director of Economic Statistics

Vesna Čužić, Director

Prepared by: Azra Bander Demirović



Please consider the environment before printing this document.