



FIRST RELEASE



You are required to specify a data source when allowed in your product or application.

YEAR XIV

SARAJEVO, 03/09/2021

NUMBER 7

ECONOMIC STATISTICS

Turism, July 2021

In July 2021 tourists realised 132,029 tourist arrivals in Bosnia and Hercegovina which represent the increase by 49.7% as compared to June 2021 and increase by 177.8% as compared to July 2020. Tourists realised 335,398 tourist nights which represent the increase by 67.6% as compared to June 2021 and increase by 148.6% as compared to July 2020. Domestic tourists share of total number of overnight stays was 39.8% and foreign tourists share was 60.2%.

The impact of the Covid-19 pandemic resulted in a large increase in the index in July 2021 as compared to July 2020, when most accommodation facilities were closed.

The number of domestic tourist nights increased by 22.1% as compared to June 2021 and increased by 19.1% as compared to July 2020. Foreign tourist nights increased by 122.3% as compared to June 2021 and increased by 784.6% as compared to July 2020.

Concerning the structure of foreign tourist nights in July 2021, the most of them (63.2%) were realised by tourists from: United Arabien Emirates (20.9%), Saudi Arabia (11.7%). Serbia (9.6%), Germany (6.1%), Kuwait (6.0%), Croatia (5.3%) and Bahrain (3.6%). Tourists from other countries realised 36.8% of tourist nights.

Regarding the average detention of foreign tourist stays in our country on the first place comes: Iceland wiht average stay by 4.2 nights, Kuwait with 3.9nights, Finland with 3.8 nights, India with 3.7 nights and Japan with 3.5 nihgts.

Available rooms, apartments and camping sites for tourists in Bosnia and Herzegovina in July 2021 amounted to 18,227 which is 7.3% increase compared to July 2020. Number of available beds was 39,769 beds, which is increase by 10.3%, compared to the same month of 2020.

In July 2021, in the activity - Hotels and similar accommodation, number of rooms and apartments available to tourists amounted to 16,459, which is an increase of 6,9% compared to July 2020., and number of available beds amounted to 34,164 which is an increase of 9.6%, compared to the same month of the previous year.

Net occupancy rate of rooms was 33.7% and permanent beds it was 29.5% in July 2021 , while in July 2020, net occupancy rate of rooms was 12.5% and of permanent beds 13.9%.

According to the type of accommodation facility the highest number of nights was recorded in Hotels and similar accommodation with share of 92.9%

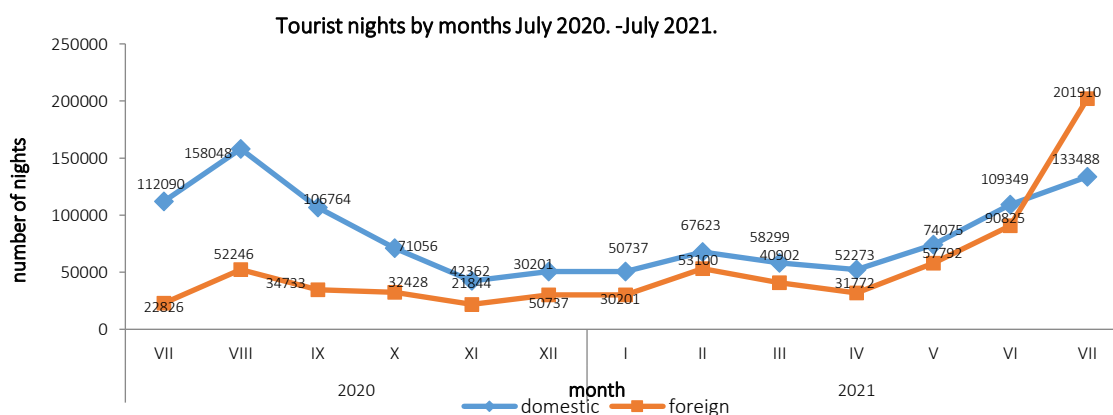


Table 1: Tourist arrivals and nights

	Arrivals					Nights					VII 2021	
	VII 2020*	VI 2021**	VII 2021	Indices <u>VII 2021</u> <u>VI 2021</u>	Indices <u>VII 2021</u> <u>VII 2020</u>	VII 2020*	VI 2021**	VII 2021	Indices <u>VII 2021</u> <u>VI 2021</u>	Indices <u>VII 2021</u> <u>VII 2020</u>	Structure of nights %	Average number of nights by arrivals
Total	47.524	88.191	132.029	149,7	277,8	134.916	200.174	335.398	167,6	248,6	100,00	2,5
Domestic tourist	38.150	47.521	52.148	109,7	136,7	112.090	109.349	133.488	122,1	119,1	39,8	2,6
Foreign tourist	9.374	40.670	79.881	196,4	852,2	22.826	90.825	201.910	222,3	884,6	60,2	2,5

1)Index higher than 900.9

*final data

**corect data

Tourist arrivals by months July 2020. - July 2021.

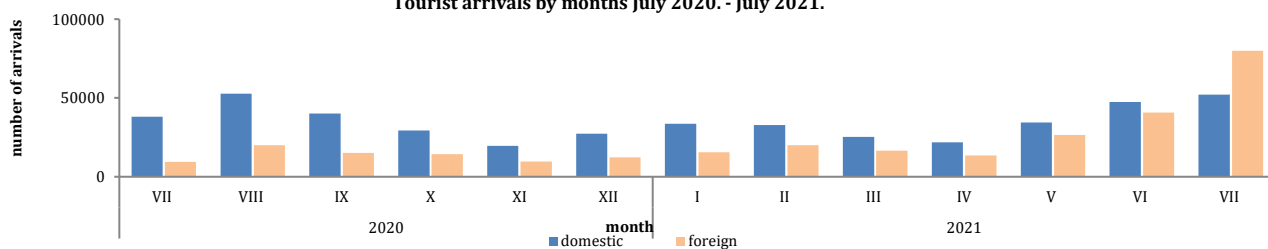


Table2: Foreign tourist arrivals and nights, by country of residence

	Arrivals					Nights					VII 2021	
	VII 2020*	VI 2021	VII 2021	Indices <u>VII 2021</u> <u>VI 2021</u>	Indices1) <u>VII 2021</u> <u>VII 2020</u>	VII 2020*	VI 2021**	VII 2021	Indices <u>VII 2021</u> <u>VI 2021</u>	Indices1) <u>VII 2021</u> <u>VII 2020</u>	Structure of nights %	Average number of nights by arrivals
Total Foreign tourist	9.374	40.670	79.881	196,4	852,2	22.826	90.825	201.910	222,3	884,6	100,0	2,5
Albania	16	106	193	182,1	900,9	58	274	437	159,5	753,4	0,2	2,3
Austria	167	1.108	2.715	245,0	900,9	305	2.048	6.015	293,7	900,9	3,0	2,2
Belgium	27	135	588	435,6	900,9	88	316	1.288	407,6	900,9	0,6	2,2
Bulgaria	31	113	266	235,4	858,1	57	239	439	183,7	770,2	0,2	1,7
Montenegro	176	1.380	1.160	84,1	659,1	370	2.679	2.597	96,9	701,9	1,3	2,2
Czech Republic	61	191	511	267,5	837,7	116	375	875	233,3	754,3	0,4	1,7
Denmark	52	109	633	580,7	900,9	149	196	1.688	861,2	900,9	0,8	2,7
Estonia	-	38	33	86,8	-	-	172	53	30,8	-	0,0	1,6
Finland	10	26	85	326,9	850,0	26	167	327	195,8	900,9	0,2	3,8
France	71	313	1.194	381,5	900,9	152	643	3.500	544,3	900,9	1,7	2,9
Greece	12	86	169	196,5	900,9	46	141	337	239,0	732,6	0,2	2,0
Netherlands	152	292	1.267	433,9	833,6	399	596	2.790	468,1	699,2	1,4	2,2
Croatia	1.181	3.327	5.053	151,9	427,9	2.905	6.954	10.620	152,7	365,6	5,3	2,1
Ireland	49	96	153	159,4	312,2	139	247	436	176,5	313,7	0,2	2,8
Iceland	-	1	6	600,0	-	-	1	25	900,9	-	0,0	4,2
Italy	127	538	895	166,4	704,7	461	1.381	2.013	145,8	436,7	1,0	2,2
Cyprus	1	3	14	466,7	900,9	2	3	17	566,7	850,0	0,0	1,2
Latvia	-	5	21	420,0	-	-	6	35	583,3	-	0,0	1,7
Lithuania	146	27	42	155,6	28,8	297	120	86	71,7	29,0	0,0	2,0
Luxembourg	24	30	105	350,0	437,5	33	49	184	375,5	557,6	0,1	1,8
Hungary	54	340	772	227,1	900,9	600	823	1.794	218,0	299,0	0,9	2,3

(continued on next page)

(continued)

	Arrivals					Nights					VII 2021	
	VII 2020*	VI 2021	VII 2021	Indices VII 2021 VI 2021	Indices1) VII 2021 VII 2020	VII 2020*	VI 2021**	VII 2021	Indices VII 2021 VI 2021	Indices1) VII 2021 VII 2020	Structure of nights %	Average number of nights by arrivals
Malta	20	68	261	383,8	900,9	55	237	592	249,8	900,9	0,3	2,3
Norway	404	1.322	4.362	330,0	900,9	1.044	3.051	12.319	403,8	900,9	6,1	2,8
Germany	33	448	1.172	261,6	900,9	111	887	2.132	240,4	900,9	1,1	1,8
Poland	1	141	237	168,1	900,9	1	265	334	126,0	900,9	0,2	1,4
Portugal	45	248	440	177,4	900,9	160	412	757	183,7	473,1	0,4	1,7
Romania	15	163	332	203,7	900,9	32	293	602	205,5	900,9	0,3	1,8
Russian Federation	71	318	382	120,1	538,0	234	751	1.002	133,4	428,2	0,5	2,6
North Macedonia	11	108	205	189,8	900,9	25	252	405	160,7	900,9	0,2	2,0
Slovakia	112	1.264	2.702	213,8	900,9	278	2.099	4.945	235,6	900,9	2,4	1,8
Slovenia	4.382	8.615	10.174	118,1	232,2	10.134	15.610	19.291	123,6	190,4	9,6	1,9
Serbia	15	348	297	85,3	900,9	33	1.152	491	42,6	900,9	0,2	1,7
Spain	229	452	1.855	410,4	810,0	431	955	4.310	451,3	900,9	2,1	2,3
Switzerland (including Liechtenstein)	231	256	2.016	787,5	872,7	656	681	5.537	813,1	844,1	2,7	2,7
Sweden	167	1.208	2.508	207,6	900,9	494	2.785	5.465	196,2	900,9	2,7	2,2
Turkey	54	266	644	242,1	900,9	124	678	1.554	229,2	900,9	0,8	2,4
United Kingdom	12	268	331	123,5	900,9	58	423	547	129,3	900,9	0,3	1,7
Ukraine	16	87	122	140,2	762,5	25	544	577	106,1	900,9	0,3	4,7
Other European countries	1	41	87	212,2	900,9	5	154	233	151,3	900,9	0,1	2,7
Egypt	1	12	22	183,3	900,9	1	20	38	190,0	900,9	0,0	1,7
South Africa	20	50	160	320,0	800,0	47	99	537	542,4	900,9	0,3	3,4
Other African countries	11	65	218	335,4	900,9	23	162	645	398,1	900,9	0,3	3,0
Canada	147	1.314	2.238	170,3	900,9	420	2.741	4.915	179,3	900,9	2,4	2,2
USA	-	16	28	175,0	-	-	32	50	156,3	-	0,0	1,8
Other Northern American countries	8	36	102	283,3	900,9	108	61	148	242,6	137,0	0,1	1,5
Brazil	14	262	204	77,9	900,9	32	375	457	121,9	900,9	0,2	2,2
Other Southern and Central American countries	129	627	2.981	475,4	900,9	327	1.285	7.272	565,9	900,9	3,6	2,4
Bahrain	2	62	131	211,3	900,9	3	166	485	292,2	900,9	0,2	3,7
India	2	7	18	257,1	900,9	28	69	58	84,1	207,1	0,0	3,2
Iran	30	232	909	391,8	900,9	31	474	2.836	598,3	900,9	1,4	3,1
Israel	6	12	26	216,7	433,3	22	51	91	178,4	413,6	0,0	3,5
Japan	3	9	12	133,3	400,0	8	87	17	19,5	212,5	0,0	1,4
Republic of Korea	21	503	1.298	258,1	900,9	30	1.420	4.108	289,3	900,9	2,0	3,2
Qatar	191	160	184	115,0	96,3	267	484	503	103,9	188,4	0,2	2,7
China	13	791	3.092	390,9	900,9	16	2.705	12.130	448,4	900,9	6,0	3,9
Kuwait	7	4	22	550,0	314,3	7	7	31	442,9	442,9	0,0	1,4
Malaysia	49	659	1.154	175,1	900,9	102	1.509	3.146	208,5	900,9	1,6	2,7
Oman	409	4.970	9.012	181,3	900,9	1.015	12.011	23.678	197,1	900,9	11,7	2,6
Saudi Arabia	97	6.686	13.204	197,5	900,9	157	17.491	42.128	240,9	900,9	20,9	3,2
United Arab Emirates	31	262	713	272,1	900,9	49	846	1.720	203,3	900,9	0,9	2,4
Other Asian countries	6	42	103	245,2	900,9	28	63	196	311,1	700,0	0,1	1,9
Australia	-	3	10	333,3	-	-	7	15	214,3	-	0,0	1,5
New Zealand	1	-	29	-	900,9	2	-	33	-	900,9	0,0	1,1
Other countries of Oceania	20	68	261	383,8	900,9	55	237	592	249,8	900,9	0,3	2,3

1) Index higher than 900,9

*final data

**correct data

Table 3: Tourist arrivals and nights according to the classification of activities ²⁾

	Arrivals					Nights					VII 2021
	VII 2020*	VI 2021	VII 2021	Indices VII 2021 VI 2021	Indices1) VII 2021 VII 2020	VII 2020*	VI 2021**	VII 2021	Indices VII 2021 VI 2021	Indices VII 2021 VII 2020	Structure of nights %
Total	47.524	88.191	132.029	149,7	277,8	134.916	200.174	335.398	167,6	248,6	100,0
Hotels and similar accommodation	44.679	83.302	124.532	149,5	278,7	124.626	184.446	311.661	169,0	250,1	92,9
Holiday and other short-stay accommodation	1.637	2.188	3.842	175,6	234,7	4.142	4.699	9.847	209,6	237,7	2,9
Camps and camping grounds	814	2.047	2.982	145,7	366,3	1.391	3.025	5.298	175,1	380,9	1,6
Other accommodation	394	654	673	102,9	170,8	4.757	8.004	8.592	107,3	180,6	2,6
Domestic tourist	38.150	47.521	52.148	109,7	136,7	112.090	109.349	133.488	122,1	119,1	39,8
Hotels and similar accommodation	35.884	44.414	48.527	109,3	135,2	102.797	97.477	118.918	122,0	115,7	35,5
Holiday and other short-stay accommodation	1.512	1.729	2.486	143,8	164,4	3.764	3.145	5.536	176,0	147,1	1,7
Camps and camping grounds	366	744	475	63,8	129,8	885	848	584	68,9	66,0	0,2
Other accommodation	388	634	660	104,1	170,1	4.644	7.879	8.450	107,2	182,0	2,5
Foreign tourist	9.374	40.670	79.881	196,4	852,2	22.826	90.825	201.910	222,3	884,6	60,2
Hotels and similar accommodation	8.795	38.888	76.005	195,4	864,2	21.829	86.969	192.743	221,6	883,0	57,5
Holiday and other short-stay accommodation	125	459	1.356	295,4	900,9	378	1.554	4.311	277,4	900,9	1,3
Camps and camping grounds	448	1.303	2.507	192,4	559,6	506	2.177	4.714	216,5	900,9	1,4
Other accommodation	6	20	13	65,0	216,7	113	125	142	113,6	125,7	0,0

1) Index higher than 900,9

2) The Classification of Economic Activities of BiH 2010

*final data

**correct data

Foreign tourist nights and arrivals, by country of residence, July 2021.

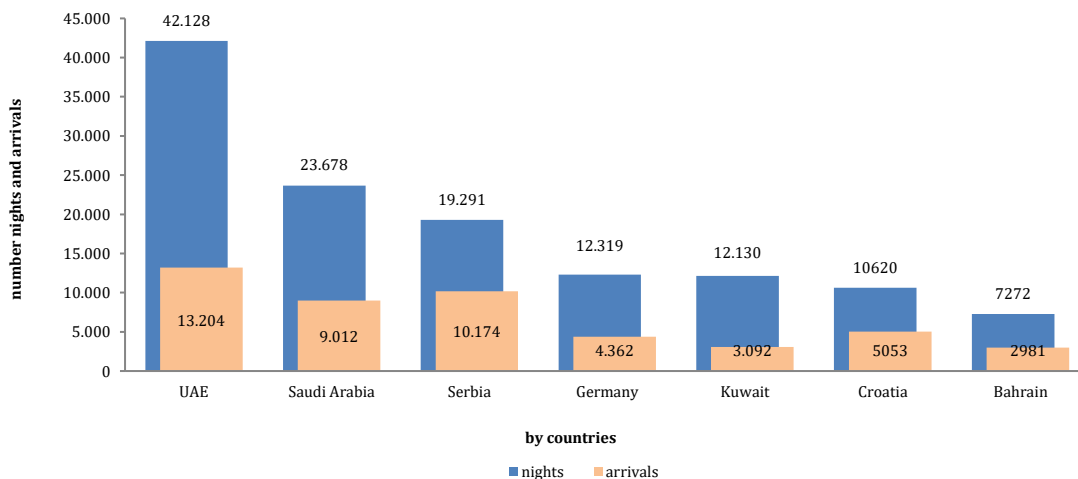


Table 4: Tourist arrivals and nights, by organisation of tourist arrivals

	Individual arrangement						Organised trip					
	Arrivals tourist			Nights tourist			Arrivals tourist			Nights tourist		
	VII 2020*	VII 2021	Indices VII 2021 VII 2020	VII 2020	VII 2021	Indices ¹⁾ VII 2021 VII 2020	VII 2020*	VII 2021	Indices VII 2021 VII 2020	VII 2020	VII 2021	Indices VII 2021 VII 2020
Total	44.102	115.741	262,4	125.528	290.958	231,8	3.422	16.288	476,0	9.388	44.440	473,4
Domestic tourist	36.190	46.781	129,3	106.438	121.371	114,0	1.960	5.367	273,8	5.652	12.117	214,4
Foreign tourist	7.912	68.960	871,6	19.090	169.587	888,4	1.462	10.921	747,0	3.736	32.323	865,2

¹⁾ Index higher than 900
*final data

Methodology

The purpose of the statistical survey

The purpose of the statistical survey is to monitor the tourist activity realised in commercial accommodation establishments and to provide internationally comparable BiH's statistics of tourism in accordance with current EU Regulations for the tourism statistics.

Observation units

Observation units are all business entities /legal units which are, by the main activity, registered in accommodation activity (division 55 - KD BiH 2010), persons as well as households that rent accommodation establishments to tourists. For the purpose of the survey, Classification of Activities in Bosnia and Herzegovina - KD BiH 2010 was used, and it is fully compliant with the European Classification of Economic Activities - NACE Rev. 2.

Coverage

Reporting units are all business entities (enterprises, entrepreneurs, institutions, associations etc.) and parts thereof engaged in providing accommodation servi in tourism registered according to the CA BiH 2010 under section : 55.1 (hotels and similar accommodation), 55.2 (holiday and other short - stay accommodation), 55.3 (camps and camping grounds), 55.9 (other includes uncategoryed accommodation), health institutions for their facilities in which persons stay for medical rehabilitation (costs are on persons themselves), business entities and parts thereof engaged in tourist stay in rural households, houses, camps, apartments and rooms directly rented by private persons/households. Survey covers the entire territory of Bosnia and Herzegovina.

Source and methods of data collection

Data on turnover of tourists (number of tourist arrivals and tourist nights) are collected from regular monthly report (TU-11 form). Reports are usually made on the basis of reception records in guest books, entities and their parts engaged in organising and arranging of tourists.

Data revision

Regular press releases on tourism are published in monthly dynamics and contain preliminary / first results until the final data are published.

The first regular revision of data implies that, when publishing data for the next month, the published data from the previous month (t-1) are revised in accordance with the information submitted by the reporting unit. The second regular revision of previously published data is the annual revision, which includes all changes in the data submitted after the first revision, in order to ensure the accuracy of the published data.

The press release clearly indicates what the data are, so that users of the statistics can interpret them correctly. If new statistical standards and concepts are introduced, changes in the research methodology are made, it is necessary to revise the data to ensure the consistency and comparability of data from previous historical series and new data series. Users will be informed about changes in data and reasons in an appropriate and transparent manner, in regular monthly press releases and other publications for the public, as well as on the website of the BiH Agency for Statistics (www.bhas.gov.ba).

Definitions

Tourism means the activity of visitors taking a trip to a main destination outside their usual environment for less than a year, for leisure, business or other personal purpose other than to be employed by a resident entity in the place visited.

Tourist is every person who, outside his place of permanent residence, spends one night in a hotel or some other accommodation facility for reasons of rest, recreation, health, study, sport, religion, family, business, public tasks or meeting. Tourist is registered in every place or establishment where he stays and, therefore, in case of change of place or establishment, he must register again, which results in data ambiguity. Consequently, the statistics registers the number of tourist arrivals, not the number of tourists.

Residence is a place where a person came with the intention of permanent stay. Tourist is registered in every place or establishment where he stays and, therefore, in case he/she changes the place or establishment, he/she must register again, which results in data ambiguity. Consequently, the statistics register the number of tourist arrivals and not the number of tourists.

Domestic tourist is a person with permanent residence in the BiH who spends at least one night in a hotel or some other accommodation establishment outside their place or residence.

Foreign tourist is every person with permanent residence outside in BiH who temporarily resides in BiH and who spends at least one night in a hotel or some other accommodation establishment.

Tourist arrivals refer to the number of persons (tourists) who arrived and registered their stay in an accommodation establishment.

Tourist nights refer to every registered overnight stay of a person (tourist) in an accommodation establishment.

Accommodation capacities are presented as the number of rooms, apartments and camping sites, and the number of permanent beds.

Permanent beds are those that are regularly ready-made for renting to guests.

Occupancy rate of permanent beds (net) in the reference period is obtained by dividing the total number of nights by the number of beds on offer and the number of days when the beds are actually available for use during the reference period. The data are expressed as a percentage.

Organization of tourist arrivals represent the way of organising touristic arrangements. Depending on the way of organising, touristic arrangement can be individual or organised (travel agencier).

Symbols

- no occurrence

0,0 value not zero but less than 0,05 unit of measure use

Published by the Agency for Statistics of the Bosnia and Herzegovina, 71000 Sarajevo, Zelenih beretki 26

Phone: +387 (33) 911 911 | Telefax: +387 (33) 220 622

E-mail: bhas@bhas.gov.ba | Web site: www.bhas.gov.ba

Responsible persons:

Velimir Jukić, Assistant Director of Economic Statistics

Vesna Ćužić, Director

Prepared by: Azra Bander Demirović



Please consider the environment before printing this document.