



FIRST RELEASE



You are required to specify a data source when allowed in your product or application.

YEAR XIV

SARAJEVO, 4/10/2021

NUMBER 8

ECONOMIC STATISTICS

Turism, August 2021

In August 2021 tourists realised 149,963 tourist arrivals in Bosnia and Hercegovina which represent the increase by 13.6% as compared to July 2021 and increase by 106.2% as compared to August 2020. Tourists realised 378,630 tourist nights which represent the increase by 12.9% as compared to July 2021 and increase by 80.0% as compared to August 2020. Domestic tourists share of total number of overnight stays was 37.4% and foreign tourists share was 62.6%.

The number of domestic tourist nights increased by 6.2% as compared to July 2021 and decreased by 10,3% as compared to August 2020. Foreign tourist nights increased by 17.3% as compared to July 2021 and increased by 353.4% as compared to August 2020.

The trend of high growth rates of foreign tourist arrivals and nights continued in August 2021, as compared to August 2020.

Concerning the structure of foreign tourist nights in August 2021, the most of them (56,3%) were realised by tourists from: United Arabien Emirates (13.6%), Serbia and Saudi Arabia by with(9.9%), Germany (7.0%), Croatia (6.3%), Kuwait (5.5%) and Bahrain (4.1%). Tourists from other countries realised 43.7% of tourist nights.

Regarding the average detention of foreign tourist stays in our country on the first place comes: Malta wiht average stay by 5.7 nights, Kuwait with 4.4 nights, Iran with 4.1 nights, Qatar with 3.7 nights, UAE with 3,5 nights and Ukraine with 3.4 nihgts.

Available rooms, apartments and camping sites for tourists in Bosnia and Herzegovina in August 2021 amounted to 18,405 which is 11.6% increase compared to August 2020. Number of available beds was 40,157 beds, which is increase by 13.2%, compared to the same month of 2020.

In August 2021, in the activity - Hotels and similar accommodation, number of rooms and apartments available to tourists amounted to 16,597, which is an increase of 10.8% compared to August 2020., and number of available beds amounted to 34,473 which is an increase of 12.1%, compared to the same month of the previous year.

Net occupancy rate of rooms was 36.8% and permanent beds it was 33.0% in August 2021 , while in August 2020, net occupancy rate of rooms was 22.0% and of permanent beds 20.0%.

According to the type of accommodation facility the highest number of nights was recorded in Hotels and similar accommodation with share of 93.0%

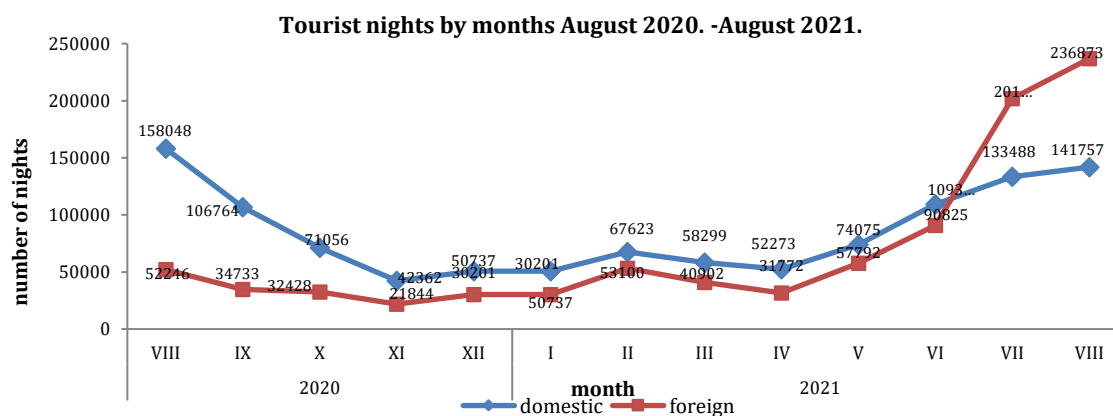


Table 1: Tourist arrivals and nights

	Arrivals					Nights					VIII 2021	
	VIII 2020*	VII 2021	VIII 2021	Indices VIII 2021 VII 2021	Indices VIII 2021 VIII 2020	VIII 2020*	VIII 2021	VIII 2021	Indices VIII 2021 VII 2021	Indices VIII 2021 VIII 2020	Structure of nights %	Average number of nights by arrivals
Total	72,718	132,029	149,963	113.6	206.2	210,294	335,398	378,630	112.9	180.0	100.00	2.5
Domestic tourist	52,762	52,148	54,870	105.2	104.0	158,048	133,488	141,757	106.2	89.7	37.4	2.6
Foreign tourist	19,956	79,881	95,093	119.0	476.5	52,246	201,910	236,873	117.3	453.4	62.6	2.5

*final data

Tourist arrivals by months August 2020. - August 2021.

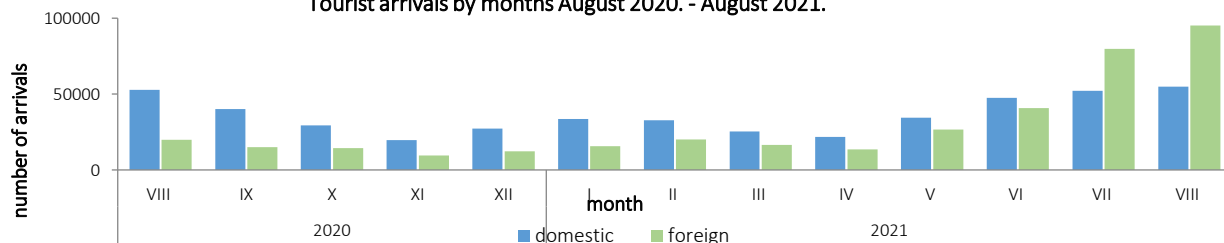


Table2: Foreign tourist arrivals and nights, by country of residence

	Arrivals					Nights					VIII 2021	
	VIII 2020*	VII 2021	VIII 2021	Indices VIII 2021 VII 2021	Indices1) VIII 2021 VIII 2020	VIII 2020*	VII 2021	VIII 2021	Indices VIII 2021 VII 2021	Indices1) VIII 2021 VIII 2020	Structure of nights %	Average number of nights by arrivals
Total Foreign tourist	19956	79881	95093	119,0	476,5	52246	201910	236873	117,3	453,4	100,0	2,5
Albania	16	193	233	120,7	900,9	54	437	519	118,8	900,9	0,2	2,2
Austria	286	2715	3873	142,7	900,9	610	6015	8354	138,9	900,9	3,5	2,2
Belgium	45	588	822	139,8	900,9	152	1288	1879	145,9	900,9	0,8	2,3
Bulgaria	56	266	189	71,1	337,5	105	439	512	116,6	487,6	0,2	2,7
Montenegro	261	1160	1249	107,7	478,5	604	2597	2980	114,7	493,4	1,3	2,4
Czech Republic	109	511	786	153,8	721,1	185	875	1675	191,4	900,9	0,7	2,1
Denmark	31	633	498	78,7	900,9	72	1688	1103	65,3	900,9	0,5	2,2
Estonia	1	33	36	109,1	900,9	1	53	55	103,8	900,9	0,0	1,5
Finland	12	85	67	78,8	558,3	51	327	215	65,7	421,6	0,1	3,2
France	251	1194	2571	215,3	900,9	538	3500	8010	228,9	900,9	3,4	3,1
Greece	21	169	248	146,7	900,9	79	337	499	148,1	631,6	0,2	2,0
Netherlands	146	1267	2578	203,5	900,9	382	2790	6026	216,0	900,9	2,5	2,3
Croatia	2016	5053	7232	143,1	358,7	4247	10620	14828	139,6	349,1	6,3	2,1
Ireland	18	153	175	114,4	900,9	31	436	325	74,5	900,9	0,1	1,9
Iceland	1	6	14	233,3	900,9	3	25	21	84,0	700,0	0,0	1,5
Italy	100	895	2037	227,6	900,9	323	2013	4119	204,6	900,9	1,7	2,0
Cyprus	-	14	33	235,7	-	-	17	90	529,4	-	0,0	2,7
Latvia	-	21	27	128,6	-	-	35	50	142,9	-	0,0	1,9
Lithuania	218	42	90	214,3	41,3	218	86	128	148,8	58,7	0,1	1,4
Luxembourg	87	105	305	290,5	350,6	215	184	652	354,3	303,3	0,3	2,1
Hungary	54	772	1159	150,1	900,9	392	1794	2772	154,5	707,1	1,2	2,4
Malta	-	9	12	133,3	900,9	-	24	68	283,3	-	0,0	5,7

(continued on next page)

(next)

	Arrivals					Nights					VIII 2021	
	VIII 2020*	VII 2021	VIII 2021	Indices 1) VIII 2021 VII 2021	Indices1) VIII 2021 VIII 2020	VIII 2020*	VII 2021	VIII 2021	Indices1) VIII 2021 VII 2021	Indices1) VIII 2021 VIII 2020	Structure of nights %	Average number of nights by arrivals
Norway	15	261	207	79,3	900,9	53	592	438	74,0	826,4	0,2	2,1
Germany	578	4362	6880	157,7	900,9	1692	12319	16502	134,0	900,9	7,0	2,4
Poland	161	1172	2331	198,9	900,9	507	2132	5230	245,3	900,9	2,2	2,2
Portugal	15	237	247	104,2	900,9	24	334	475	142,2	900,9	0,2	1,9
Romania	50	440	573	130,2	900,9	122	757	1200	158,5	900,9	0,5	2,1
Russian Federation	36	332	417	125,6	900,9	98	602	1247	207,1	900,9	0,5	3,0
North Macedonia	62	382	487	127,5	785,5	280	1002	1071	106,9	382,5	0,5	2,2
Slovakia	47	205	343	167,3	729,8	262	405	670	165,4	255,7	0,3	2,0
Slovenia	718	2702	3916	144,9	545,4	2234	4945	7688	155,5	344,1	3,2	2,0
Serbia	11939	10174	11169	109,8	93,6	32276	19291	23478	121,7	72,7	9,9	2,1
Spain	105	297	719	242,1	684,8	223	491	1062	216,3	476,2	0,4	1,5
Switzerland (including Liechtenstein)	79	1855	1882	101,5	900,9	184	4310	3990	92,6	900,9	1,7	2,1
Sweden	154	2016	1447	71,8	900,9	430	5537	3870	69,9	900,0	1,6	2,7
Turkey	197	2508	3605	143,7	900,9	488	5465	7250	132,7	900,9	3,1	2,0
United Kingdom	60	644	1071	166,3	900,9	194	1554	2331	150,0	900,9	1,0	2,2
Ukraine	21	331	271	81,9	900,9	62	547	930	170,0	900,9	0,4	3,4
Other European countries	48	122	318	260,7	662,5	274	577	947	164,1	345,6	0,4	3,0
Egypt	11	87	76	87,4	690,9	63	233	138	59,2	219,0	0,1	1,8
South Africa	3	22	19	86,4	633,3	26	38	38	100,0	146,2	0,0	2,0
Other African countries	58	160	223	139,4	384,5	106	537	654	121,8	617,0	0,3	2,9
Canada	23	218	352	161,5	900,9	61	645	974	151,0	900,9	0,4	2,8
USA	267	2238	2192	97,9	821,0	546	4915	4802	97,7	879,5	2,0	2,2
Other Northern American countries	6	28	64	228,6	900,9	17	50	160	320,0	900,9	0,1	2,5
Brazil	15	102	59	57,8	393,3	55	148	97	65,5	176,4	0,0	1,6
Other Southern and Central American countries	84	204	166	81,4	197,6	92	457	411	89,9	446,7	0,2	2,5
Bahrain	5	2981	3893	130,6	900,9	24	7272	9770	134,4	900,9	4,1	2,5
India	3	131	141	107,6	900,9	35	485	442	91,1	900,9	0,2	3,1
Iran	1	18	20	111,1	900,9	6	58	81	139,7	900,9	0,0	4,1
Israel	21	909	2979	327,7	900,9	23	2836	6689	235,9	900,9	2,8	2,2
Japan	2	26	26	900,9	900,9	52	91	37	40,7	71,2	0,0	1,4
Republic of Korea	1	12	29	241,7	900,9	15	17	49	288,2	326,7	0,0	1,7
Qatar	78	1298	656	50,5	841,0	183	4108	2423	59,0	900,9	1,0	3,7
China	237	184	300	163,0	126,6	369	503	871	173,2	236,0	0,4	2,9
Kuwait	112	3092	2919	94,4	900,9	291	12130	12982	107,0	900,9	5,5	4,4
Malaysia	2	22	28	127,3	900,9	12	31	45	145,2	375,0	0,0	1,6
Oman	18	1154	1892	164,0	900,9	41	3146	4818	153,1	900,9	2,0	2,5
Saudi Arabia	18	9012	8887	98,6	900,9	26	23678	23477	99,2	900,9	9,9	2,6
United Arab Emirates	867	13204	9105	69,0	900,9	2224	42128	32135	76,3	900,9	13,6	3,5
Other Asian countries	86	713	741	103,9	861,6	247	1720	2147	124,8	869,2	0,9	2,9
Australia	21	103	183	177,7	871,4	58	196	322	164,3	555,2	0,1	1,8
New Zealand	-	10	6	60,0	-	-	15	16	106,7	-	0,0	2,7
Other countries of Oceania	3	29	20,0	69,0	666,7	9	33	36,0	109,1	400,0	0,0	1,8

1) Index higher than 900,9

*final data

Foreign tourist nights and arrivals, by country of residence, August 2021.

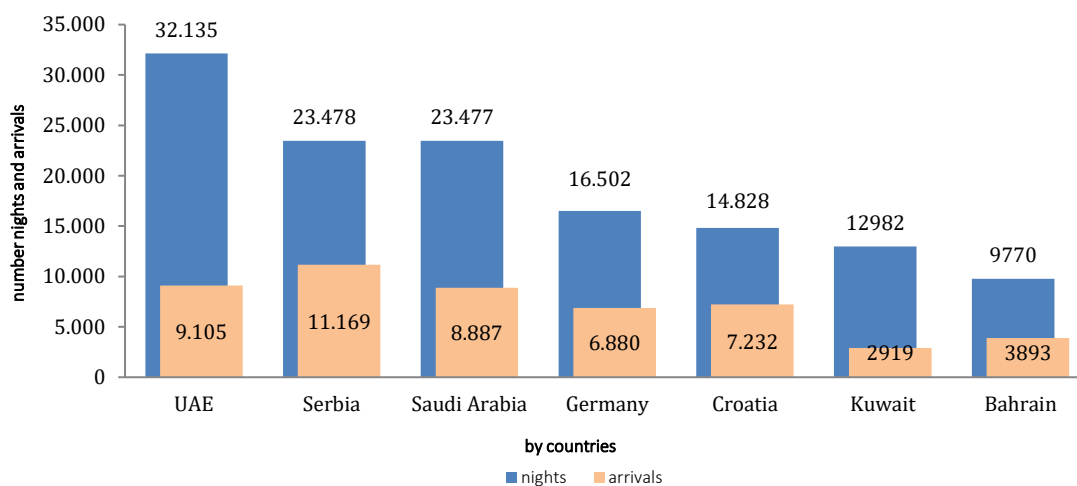


Table 3: Tourist arrivals and nights according to the classification of activities ²⁾

	Arrivals					Nights					VIII 2021
	VIII 2020*	VII 2021	VIII 2021	Indices $\frac{VIII\ 2021}{VII\ 2021}$	Indices $\frac{VIII\ 2021}{VIII\ 2020}$	VIII 2020*	VII 2021	VIII 2021	Indices $\frac{VIII\ 2021}{VII\ 2021}$	Indices $\frac{VIII\ 2021}{VIII\ 2020}$	Structure of nights %
Total	72718	132029	149963	113,6	206,2	210294	335398	378630	112,9	180,0	100,0
Hotels and similar accommodation	68966	124532	141822	113,9	205,6	197391	311661	352044	113,0	178,3	93,0
Holiday and other short-stay accommodation	1553	3842	4600	119,7	296,2	3977	9847	13431	136,4	337,7	3,5
Camps and camping grounds	1604	2982	2629	88,2	163,9	3471	5298	4400	83,1	126,8	1,2
Other accommodation	595	673	912	135,5	153,3	5455	8592	8755	101,9	160,5	2,3
Domestic tourist	52762	52148	54870	105,2	104,0	158048	133488	141757	106,2	89,7	37,4
Hotels and similar accommodation	50145	48527	51199	105,5	102,1	147455	118918	126654	106,5	85,9	33,5
Holiday and other short-stay accommodation	1281	2486	2565	103,2	200,2	2957	5536	6262	113,1	211,8	1,7
Camps and camping grounds	750	475	256	53,9	34,1	2266	584	309	52,9	13,6	0,1
Other accommodation	586	660	850	128,8	145,1	5370	8450	8532	101,0	158,9	2,3
Foreign tourist	19956	79881	95093	119,0	476,5	52246	201910	236873	117,3	453,4	62,6
Hotels and similar accommodation	18821	76005	90623	119,2	481,5	49936	192743	225390	116,9	451,4	59,5
Holiday and other short-stay accommodation	272	1356	2035	150,1	748,2	1020	4311	7169	166,3	702,8	1,9
Camps and camping grounds	854	2507	2373	94,7	277,9	1205	4714	4091	86,8	339,5	1,1
Other accommodation	9	13	62	477	688,9	85	142	223	157	262,4	0,1

²⁾The Classification of Economic Activities of BiH 2010

*final data

Table 4: Tourist arrivals and nights, by organisation of tourist arrivals

	Individual arrangement						Organised trip					
	Arrivals tourist			Nights tourist			Arrivals tourist			Nights tourist		
	VIII 2020*	VIII 2021	Indices VIII 2021 VIII 2020	VIII 2020*	VIII 2021	Indices VIII 2021 VIII 2020	VIII 2020*	VIII 2021	Indices 1) VIII 2021 VIII 2020	VIII 2020*	VIII 2021	Indices 1) VIII 2021 VIII 2020
Total	65 757	130 282	198,1	186 254	325 786	174,9	6 961	19 681	282,7	24 040	52 844	219,8
Domestic tourist	47 287	49 339	104,3	138 078	127 569	92,4	5 475	5 531	101,0	19 970	14 188	71,0
Foreign tourist	18 470	80 943	438,2	48 176	198 217	411,4	1 486	14 150	900,9	4 070	38 656	900,9

1) Index higher than 900,9
*final data

Methodology

The purpose of the statistical survey

The purpose of the statistical survey is to monitor the tourist activity realised in commercial accommodation establishments and to provide internationally comparable BiH's statistics of tourism in accordance with current EU Regulations for the tourism statistics.

Observation units

Observation units are all business entities /legal units which are, by the main activity, registered in accommodation activity (division 55 - KD BiH 2010), persons as well as households that rent accommodation establishments to tourists. For the purpose of the survey, Classification of Activities in Bosnia and Herzegovina - KD BiH 2010 was used, and it is fully compliant with the European Classification of Economic Activities - NACE Rev. 2.

Coverage

Reporting units are all business entities (enterprises, entrepreneurs, institutions, associations etc.) and parts thereof engaged in providing accommodation servi in tourism registered according to the CA BiH 2010 under section : 55.1 (hotels and similar accommodation), 55.2 (holiday and other short - stay accommodation), 55.3 (camps and camping grounds), 55.9 (other includes uncategoryed accommodation), health institutions for their facilities in which persons stay for medical rehabilitation (costs are on persons themselves), business entities and parts thereof engaged in tourist stay in rural households, houses, camps, apartments and rooms directly rented by private persons/households. Survey covers the entire territory of Bosnia and Herzegovina.

Source and methods of data collection

Data on turnover of tourists (number of tourist arrivals and tourist nights) are collected from regular monthly report (TU-11 form). Reports are usually made on the basis of reception records in guest books, entities and their parts engaged in organising and arranging of tourists.

Data revision

Regular press releases on tourism are published in monthly dynamics and contain preliminary / first results until the final data are published.

The first regular revision of data implies that, when publishing data for the next month, the published data from the previous month (t-1) are revised in accordance with the information submitted by the reporting unit. The second regular revision of previously published data is the annual revision, which includes all changes in the data submitted after the first revision, in order to ensure the accuracy of the published data.

The press release clearly indicates what the data are, so that users of the statistics can interpret them correctly. If new statistical standards and concepts are introduced, changes in the research methodology are made, it is necessary to revise the data to ensure the consistency and comparability of data from previous historical series and new data series. Users will be informed about changes in data and reasons in an appropriate and transparent manner, in regular monthly press releases and other publications for the public, as well as on the website of the BiH Agency for Statistics (www.bhas.gov.ba).

Definitions

Tourism means the activity of visitors taking a trip to a main destination outside their usual environment for less than a year, for leisure, business or other personal purpose other than to be employed by a resident entity in the place visited.

Tourist is every person who, outside his place of permanent residence, spends one night in a hotel or some other accommodation facility for reasons of rest, recreation, health, study, sport, religion, family, business, public tasks or meeting. Tourist is registered in every place or establishment where he stays and, therefore, in case of change of place or establishment, he must register again, which results in data ambiguity. Consequently, the statistics registers the number of tourist arrivals, not the number of tourists.

Residence is a place where a person came with the intention of permanent stay. Tourist is registered in every place or establishment where he stays and, therefore, in case he/she changes the place or establishment, he/she must register again, which results in data ambiguity. Consequently, the statistics register the number of tourist arrivals and not the number of tourists.

Domestic tourist is a person with permanent residence in the BiH who spends at least one night in a hotel or some other accommodation establishment outside their place or residence.

Foreign tourist is every person with permanent residence outside in BiH who temporarily resides in BiH and who spends at least one night in a hotel or some other accommodation establishment.

Tourist arrivals refer to the number of persons (tourists) who arrived and registered their stay in an accommodation establishment.

Tourist nights refer to every registered overnight stay of a person (tourist) in an accommodation establishment.

Accommodation capacities are presented as the number of rooms, apartments and camping sites, and the number of permanent beds.

Permanent beds are those that are regularly ready-made for renting to guests.

Occupancy rate of permanent beds (net) in the reference period is obtained by dividing the total number of nights by the number of beds on offer and the number of days when the beds are actually available for use during the reference period. The data are expressed as a percentage.

Organization of tourist arrivals represent the way of organising touristic arrangements. Depending on the way of organising, touristic arrangement can be individual or organised (travel agencier).

Symbols

- no occurrence

0,0 value not zero but less than 0,05 unit of measure use

Published by the Agency for Statistics of the Bosnia and Herzegovina, 71000 Sarajevo, Zelenih beretki 26

Phone: +387 (33) 911 911 | Telefax: +387 (33) 220 622

E-mail: bhas@bhas.gov.ba | Web site: www.bhas.gov.ba

Responsible persons:

Velimir Jukić, Assistant Director of Economic Statistics

Vesna Ćužić, Director

Prepared by: Azra Bander Demirović



Please consider the environment before printing this document.