



FIRST RELEASE



You are required to specify a data source when allowed in your product or application.

YEAR XIV

SARAJEVO, 03/11/2021

NUMBER 9

ECONOMIC STATISTICS

Turism, September 2021

In September 2021 tourists realised 104 079 tourist arrivals in Bosnia and Hercegovina which represent the decrease by 30.6% as compared to August 2021 and increase by 88.4% as compared to September 2020. Tourists realised 236 876 tourist nights which represent the decrease by 37.4% as compared to August 2021 and increase by 67.4% as compared to September 2020. Domestic tourists share of total number of overnight stays was 42.7% and foreign tourists share was 57.3%.

The number of domestic tourist nights increased by 28.7% as compared to August 2021 and decreased by 5.4% as compared to September 2020. Foreign tourist nights increased by 42.7% as compared to August 2021 and increased by 291.1% as compared to September 2020.

Concerning the structure of foreign tourist nights in September 2021, the most of them (53.8%) were realised by tourists from: Serbia (11.2%), Saudi Arabia (10.9%), Croatia (8.4%), Germany (6.6%), Kuwait (6.5%), Turkey (5.4%) and United Arabien Emirates (4.8%). Tourists from other countries realised 46.2% of tourist nights.

Regarding the average detention of foreign tourist stays in our country on the first place comes: Finland wiht average stay by 4.2 nights, China 3.9 nights, Qatar with 3.8 nights, Kuwait with 3.7 nights, Bahrain with 3.6 nights, and United Arabien Emirates with 3.3 nights

Available rooms, apartments and camping sites for tourists in Bosnia and Herzegovina in September 2021 amounted to 18 372 which is 11.1% increase compared to September 2020. Number of available beds was 40,061 beds, which is increase by 12.8%, compared to the same month of 2020.

In September 2021, in the activity - Hotels and similar accommodation, number of rooms and apartments available to tourists amounted to 16 585, which is an increase of 9.9% compared to September 2020., and number of available beds amounted to 34,432 which is an increase of 11.1%, compared to the same month of the previous year.

Net occupancy rate of rooms was 26.5% and permanent beds it was 21.3% in September 2021 , while in August 2020, net occupancy rate of rooms was 17.4% and of permanent beds 14.2%.

According to the type of accommodation facility the highest number of nights was recorded in Hotels and similar accommodation with share of 93.0%

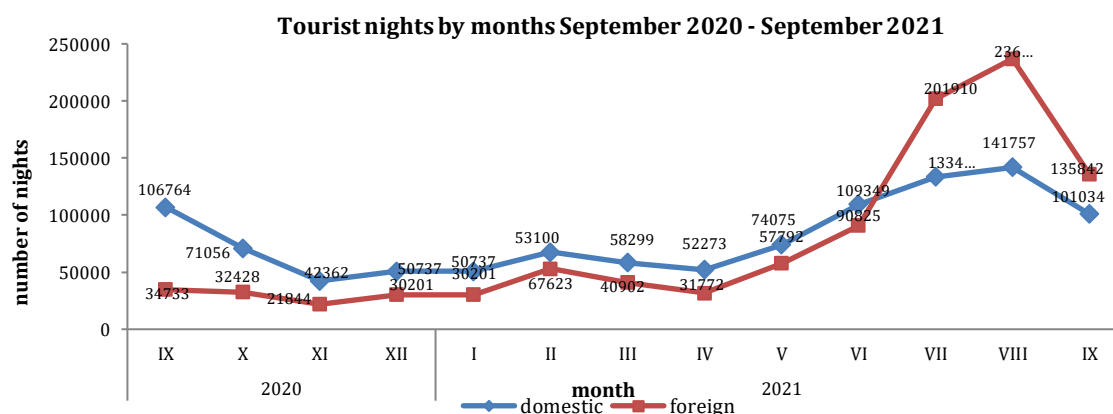


Table 1: Tourist arrivals and nights

	Arrivals					Nights					IX 2021	
	IX 2020*	VIII 2021	IX 2021	Indices IX 2021 VIII 2021	Indices IX 2021 IX 2020	IX 2020*	VIII 2021	IX 2021	Indices IX 2021 VIII 2021	Indices IX 2021 IX 2020	Structure of nights %	Average number of nights by arrivals
Total	55.254	149.963	104.079	69,4	188,4	141.497	378.630	236.876	62,6	167,4	100,0	2,3
Domestic tourist	40.199	54.870	44.544	81,2	110,8	106.764	141.757	101.034	71,3	94,6	42,7	2,3
Foreign tourist	15.055	95.093	59.535	62,6	395,5	34.733	236.873	135.842	57,3	391,1	57,3	2,3

*final data

Tourist arrivals by months September 2020- September 2021

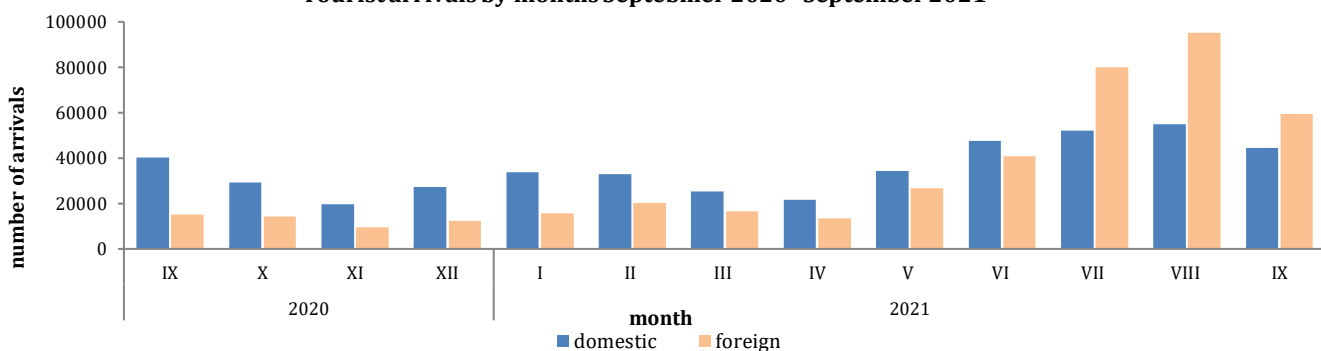


Table2: Foreign tourist arrivals and nights, by country of residence

	Arrivals					Nights					IX 2021	
	IX 2020*	VIII 2021	IX 2021	Indices IX 2021 VIII 2021	Indices 1) IX 2021 IX 2020	IX 2020*	VIII 2021	IX 2021	Indices IX 2021 VIII 2021	Indices1) IX 2021 IX 2020	Structure of nights %	Average number of nights by arrivals
Total Foreign tourist	15.055	95.093	59.535	62,6	395,5	34.733	236.873	135.842	57,3	391,1	100,0	2,3
Albania	27	233	175	75,1	648,1	47	519	443	85,4	900,9	0,3	2,5
Austria	293	3.873	1.774	45,8	605,5	545	8.354	3.314	39,7	608,1	2,4	1,9
Belgium	8	822	640	77,9	900,9	47	1.879	1.495	79,6	900,9	1,1	2,3
Bulgaria	45	189	270	142,9	600,0	119	512	596	116,4	500,8	0,4	2,2
Montenegro	331	1.249	1.246	99,8	376,4	586	2.980	2.550	85,6	435,2	1,9	2,0
Czech Republic	60	786	633	80,5	900,9	109	1.675	1.287	76,8	900,9	0,9	2,0
Denmark	53	498	433	86,9	817,0	139	1.103	1.250	113,3	899,3	0,9	2,9
Estonia	-	36	109	302,8	-	-	55	134	243,6	-	0,1	1,2
Finland	3	67	81	120,9	900,9	10	215	339	157,7	900,9	0,2	4,2
France	85	2.571	1.635	63,6	900,9	180	8.010	5.131	64,1	900,9	3,8	3,1
Greece	31	248	136	54,8	438,7	81	499	251	50,3	309,9	0,2	1,8
Netherlands	100	2.578	1.450	56,2	900,9	237	6.026	3.667	60,9	900,9	2,7	2,5
Croatia	2.016	7.232	5.764	79,7	285,9	4.056	14.828	11.389	76,8	280,8	8,4	2,0
Ireland	8	175	187	106,9	900,9	40	325	440	135,4	900,9	0,3	2,4
Iceland	-	14	10	71,4	-	-	21	23	109,5	-	0,0	2,3
Italy	176	2.037	1.351	66,3	767,6	479	4.119	2.897	70,3	604,8	2,1	2,1
Cyprus	15	33	20	60,6	133,3	15	90	45	50,0	300,0	0,0	2,3
Latvia	1	27	26	96,3	900,9	1	50	38	76,0	900,9	0,0	1,5
Lithuania	119	90	53	58,9	44,5	119	128	103	80,5	86,6	0,1	1,9
Luxembourg	13	305	48	15,7	369,2	36	652	90	13,8	250,0	0,1	1,9
Hungary	55	1.159	1.118	96,5	900,9	341	2.772	1.993	71,9	584,5	1,5	1,8
Malte	1	12	2	16,7	200,0	1	68	2	2,9	200,0	0,0	1,0

(continued on next pag

(next)

	Arrivals					Nights					IX 2021	
	IX 2020*	VIII 2021	IX 2021	Indices IX 2021 VIII 2021	Indices 1) IX 2021 IX 2020	IX 2020*	VIII 2021	IX 2021	Indices IX 2021 VIII 2021	Indices 1) IX 2021 IX 2020	Structure of nights %	Average number of nights by arrivals
Norway	14	207	174	84,1	900,9	71	438	348	79,5	490,1	0,3	2,0
Germany	354	6.880	3.763	54,7	900,9	938	16.502	8.983	54,4	900,9	6,6	2,4
Poland	165	2.331	2.122	91,0	900,9	314	5.230	3.630	69,4	900,9	2,7	1,7
Portugal	79	247	111	44,9	140,5	160	475	162	34,1	101,3	0,1	1,5
Romania	41	573	442	77,1	900,9	84	1.200	838	69,8	900,9	0,6	1,9
Russian Federation	27	417	442	106,0	900,9	91	1.247	925	74,2	900,9	0,7	2,1
North Macedonia	102	487	481	98,8	471,6	440	1.071	917	85,6	208,4	0,7	1,9
Slovakia	37	343	296	86,3	800,0	49	670	562	83,9	900,9 ¹⁾	0,4	1,9
Slovenia	178	3.916	2.359	60,2	900,9	512	7.688	3.939	51,2	769,3	2,9	1,7
Serbia	6.910	11.169	8.236	73,7	119,2	14.989	23.478	15.239	64,9	101,7	11,2	1,9
Spain	102	719	505	70,2	495,1	142	1.062	973	91,6	685,2	0,7	1,9
Switzerland (including Liechtenstein)	60	1.882	683	36,3	900,9	206	3.990	1.409	35,3	684,0	1,0	2,1
Sweden	94	1.447	850	58,7	900,9	276	3.870	2.020	52,2	731,9	1,5	2,4
Turkey	505	3.605	3.748	104,0	742,2	1.150	7.250	7.269	100,3	632,1	5,4	1,9
United Kingdom	104	1.071	682	63,7	655,8	200	2.331	2.265	97,2	900,9	1,7	3,3
Ukraine	63	271	201	74,2	319,0	95	930	348	37,4	366,3	0,3	1,7
Other European countries	13	318	116	36,5	892,3	20	947	225	23,8	900,9	0,2	1,9
Egypt	9	76	58	76,3	644,4	24	138	146	105,8	608,3	0,1	2,5
South Africa	1	19	20	105,3	900,9	1	38	27	71,1	900,9	0,0	1,4
Other African countries	44	223	151	67,7	343,2	69	654	432	66,1	626,1	0,3	2,9
Canada	18	352	248	70,5	900,9	63	974	573	58,8	900,9	0,4	2,3
USA	454	2.192	2.134	97,4	470,0	871	4.802	4.467	93,0	512,9	3,3	2,1
Other Northern American countries	9	64	47	73,4	522,2	36	160	88	55,0	244,4	0,1	1,9
Brazil	21	59	71	120,3	338,1	30	97	135	139,2	450,0	0,1	1,9
Other Southern and Central American countries	20	166	101	60,8	505,0	36	411	243	59,1	675,0	0,2	2,4
Bahrain	31	3.893	716	18,4	900,9	112	9.770	2.581	26,4	900,9	1,9	3,6
India	4	141	96	68,1	900,9	9	442	216	48,9	900,9	0,2	2,3
Iran	4	20	11	55,0	275,0	8	81	32	39,5	400,0	0,0	2,9
Israel	13	2.979	1.096	36,8	900,9	22	6.689	2.777	41,5	900,9	2,0	2,5
Japan	6	26	69	265,4	900,9	64	37	175	473,0	273,4	0,1	2,5
Republic of Korea	4	29	15	51,7	375,0	4	49	18	36,7	450,0	0,0	1,2
Qatar	110	656	156	23,8	141,8	366	2.423	587	24,2	160,4	0,4	3,8
China	64	300	178	59,3	278,1	161	871	703	80,7	436,6	0,5	3,9
Kuwait	244	2.919	2.355	80,7	965,2	1.108	12.982	8.780	67,6	792,4	6,5	3,7
Malaysia	2	28	13	46,4	650,0	62	45	18	40,0	29,0	0,0	1,4
Oman	21	1.892	1.427	75,4	900,9	49	4.818	3.605	74,8	900,9	2,7	2,5
Saudi Arabia	36	8.887	5.533	62,3	900,9	53	23.477	14.771	62,9	900,9	10,9	2,7
United Arab Emirates	1.562	9.105	2.137	23,5	136,8	4.439	32.135	6.517	20,3	146,8	4,8	3,0
Other Asian countries	77	741	455	61,4	590,9	180	2.147	1.244	57,9	691,1	0,9	2,7
Australia	13	183	63	34,4	484,6	41	322	146	45,3	356,1	0,1	2,3
New Zealand	-	6	11	183,3	-	-	16	29	181,3	-	0,0	2,6
Other countries of Oceania	-	20	2	10,0	-	-	36	3	8,3	-	0,0	1,5

1) Index higher than 900
*final data

Foreign tourist nights and arrivals, by country of residence, September 2021

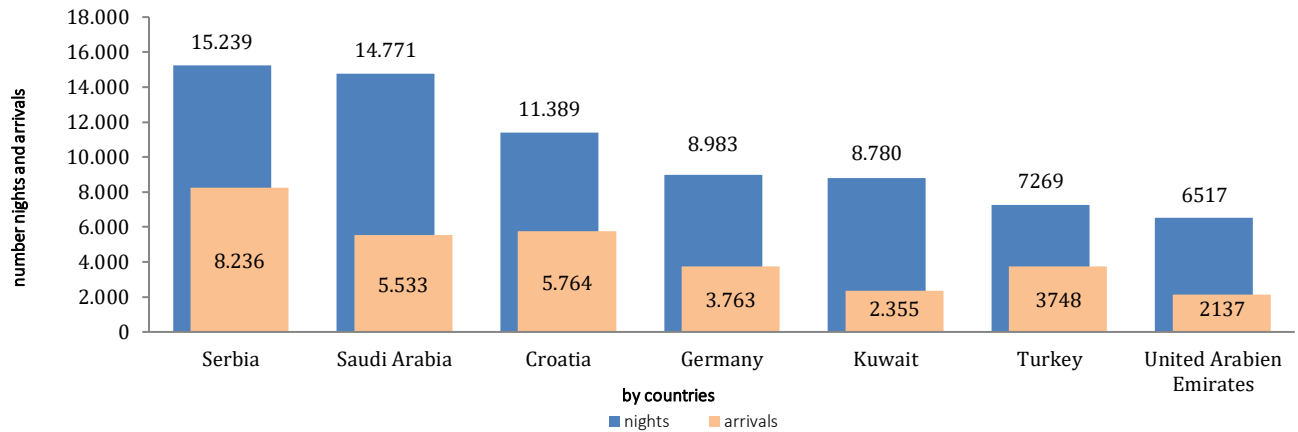


Table 3: Tourist arrivals and nights according to the classification of activities ²⁾

	Arrivals					Nights					IX 2021
	IX 2020*	VIII 2021	IX 2021	Indices IX 2021 VIII 2021	Indices IX 2021 IX 2020	IX 2020*	VIII 2021	IX 2021	Indices IX 2021 VIII 2021	Indices IX 2021 IX 2020	Structure of nights %
Total	55.254	149.963	104.079	69,4	188,4	141.497	378.630	236.876	62,6	167,4	100,0
Hotels and similar accommodation	52.595	141.822	99.577	70,2	189,3	130.791	352.044	220.410	62,6	168,5	93,0
Holiday and other short-stay accommodation	1.363	4.600	2.547	55,4	186,9	3.018	13.431	6.389	47,6	211,7	2,7
Camps and camping grounds	674	2.629	1.135	43,2	168,4	727	4.400	1.711	38,9	235,4	0,7
Other accommodation	622	912	820	89,9	131,8	6.961	8.755	8.366	95,6	120,2	3,5
Domestic tourist	40.199	54.870	44.544	81,2	110,8	106.764	141.757	101.034	71,3	94,6	42,7
Hotels and similar accommodation	38.473	51.199	41.982	82,0	109,1	97.707	126.654	89.462	70,6	91,6	37,8
Holiday and other short-stay accommodation	1.052	2.565	1.361	53,1	129,4	2.120	6.262	3.035	48,5	143,2	1,3
Camps and camping grounds	63	256	412	160,9	654,0	78	309	517	167,3	662,8	0,2
Other accommodation	611	850	789	92,8	129,1	6.859	8.532	8.020	94,0	116,9	3,4
Foreign tourist	15.055	95.093	59.535	62,6	395,5	34.733	236.873	135.842	57,3	391,1	57,3
Hotels and similar accommodation	14.122	90.623	57.595	63,6	407,8	33.084	225.390	130.948	58,1	395,8	55,3
Holiday and other short-stay accommodation	311	2.035	1.186	58,3	381,4	898	7.169	3.354	46,8	373,5	1,4
Camps and camping grounds	611	2.373	723	30,5	118,3	649	4.091	1.194	29,2	184,0	0,5
Other accommodation	11	62	31	50,0	281,8	102	223	346	155,2	339,2	0,1

²⁾The Classification of Economic Activities of BiH 2010

*final data

Table 4: Tourist arrivals and nights, by organisation of tourist arrivals

	Individual arrangement						Organised trip					
	Arrivals tourist			Nights tourist			Arrivals tourist			Nights tourist		
	IX 2020*	IX 2021	Indices IX 2021 IX 2020	IX 2020*	IX 2021	Indices IX 2021 IX 2020	VIII 2020*	VIII 2021	Indices 1) VIII 2021 VIII 2020	VIII 2020*	VIII 2021	Indices 1) VIII 2021 VIII 2020
Total	48.462	86.989	179,5	122.360	196.186	160,3	6.792	17.090	251,6	19.137	40.690	212,6
Domestic tourist	35.045	38.215	109,0	90.879	86.730	95,4	5.154	6.329	122,8	15.885	14.304	90,0
Foreign tourist	13.417	48.774	363,5	31.481	109.456	347,7	1.638	10.761	657,0	3.252	26.386	811,4

*final data

Methodology

The purpose of the statistical survey

The purpose of the statistical survey is to monitor the tourist activity realised in commercial accommodation establishments and to provide internationally comparable BiH's statistics of tourism in accordance with current EU Regulations for the tourism statistics.

Observation units

Observation units are all business entities /legal units which are, by the main activity, registered in accommodation activity (division 55 - KD BiH 2010), persons as well as households that rent accommodation establishments to tourists. For the purpose of the survey, Classification of Activities in Bosnia and Herzegovina - KD BiH 2010 was used, and it is fully compliant with the European Classification of Economic Activities - NACE Rev. 2.

Coverage

Reporting units are all business entities (enterprises, entrepreneurs, institutions, associations etc.) and parts thereof engaged in providing accommodation servi in tourism registered according to the CA BiH 2010 under section : 55.1 (hotels and similar accommodation), 55.2 (holiday and other short - stay accommodation), 55.3 (camps and camping grounds), 55.9 (other includes uncategoryed accommodation), health institutions for their facilities in which persons stay for medical rehabilitation (costs are on persons themselves), business entities and parts thereof engaged in tourist stay in rural households, houses, camps, apartments and rooms directly rented by private persons/households. Survey covers the entire territory of Bosnia and Herzegovina.

Source and methods of data collection

Data on turnover of tourists (number of tourist arrivals and tourist nights) are collected from regular monthly report (TU-11 form). Reports are usually made on the basis of reception records in guest books, entities and their parts engaged in organising and arranging of tourists.

Data revision

Regular press releases on tourism are published in monthly dynamics and contain preliminary / first results until the final data are published.

The first regular revision of data implies that, when publishing data for the next month, the published data from the previous month (t-1) are revised in accordance with the information submitted by the reporting unit. The second regular revision of previously published data is the annual revision, which includes all changes in the data submitted after the first revision, in order to ensure the accuracy of the published data.

The press release clearly indicates what the data are, so that users of the statistics can interpret them correctly. If new statistical standards and concepts are introduced, changes in the research methodology are made, it is necessary to revise the data to ensure the consistency and comparability of data from previous historical series and new data series. Users will be informed about changes in data and reasons in an appropriate and transparent manner, in regular monthly press releases and other publications for the public, as well as on the website of the BiH Agency for Statistics (www.bhas.gov.ba).

Definitions

Tourism means the activity of visitors taking a trip to a main destination outside their usual environment for less than a year, for leisure, business or other personal purpose other than to be employed by a resident entity in the place visited.

Tourist is every person who, outside his place of permanent residence, spends one night in a hotel or some other accommodation facility for reasons of rest, recreation, health, study, sport, religion, family, business, public tasks or meeting. Tourist is registered in every place or establishment where he stays and, therefore, in case of change of place or establishment, he must register again, which results in data ambiguity. Consequently, the statistics registers the number of tourist arrivals, not the number of tourists.

Residence is a place where a person came with the intention of permanent stay. Tourist is registered in every place or establishment where he stays and, therefore, in case he/she changes the place or establishment, he/she must register again, which results in data ambiguity. Consequently, the statistics register the number of tourist arrivals and not the number of tourists.

Domestic tourist is a person with permanent residence in the BiH who spends at least one night in a hotel or same other accommodation establishment outside their place or residence.

Foreign tourist is every person with permanent residence outside in BiH who temporarily resides in BiH and who spends at least one night in a hotel or same other accommodation establishment.

Tourist arrivals refer to the number of persons (tourists) who arrived and registered their stay in an accommodation establishment. **Tourist nights** refer to every registered overnight stay of a person (tourist) in an accommodation establishment.

Accommodation capacities are presented as the number of rooms, apartments and camping sites, and the number of permanent beds.

Permanent beds are those that are regularly ready-made for renting to guests.

Occupancy rate of permanent beds (net) in the reference period is obtained by dividing the total number of nights by the number of beds on offer and the number of days when the beds are actually available for use during the reference period. The data are expressed as a percentage.

Organization of tourist arrivals represent the way of organising touristic arrangements. Depending on the way of organising, touristic arrangement can be individual or organised (travel agencier).

Symbols

- no occurrence

0,0 value not zero but less than 0,05 unit of measure use

Published by the Agency for Statistics of the Bosnia and Herzegovina, 71000 Sarajevo, Zelenih beretki 26

Phone: +387 (33) 911 911 | Telefax: +387 (33) 220 622

E-mail: bhas@bhas.gov.ba | Web site: www.bhas.gov.ba

Responsible persons:

Velimir Jukić, Assistant Director of Economic Statistics

Vesna Čužić, Director

Prepared by: Azra Bander Demirović



Please consider the environment before printing this document.