



## BUSINESS STATISTICS

### Tourism, cumulative January – April 2021

In the period from January – April 2021 tourists realised 179 444 tourists arrivals which represent the decrease by 1.1 and 425 800 overnight stays which is decrease by 2.8% as compared to the same period of 2020.

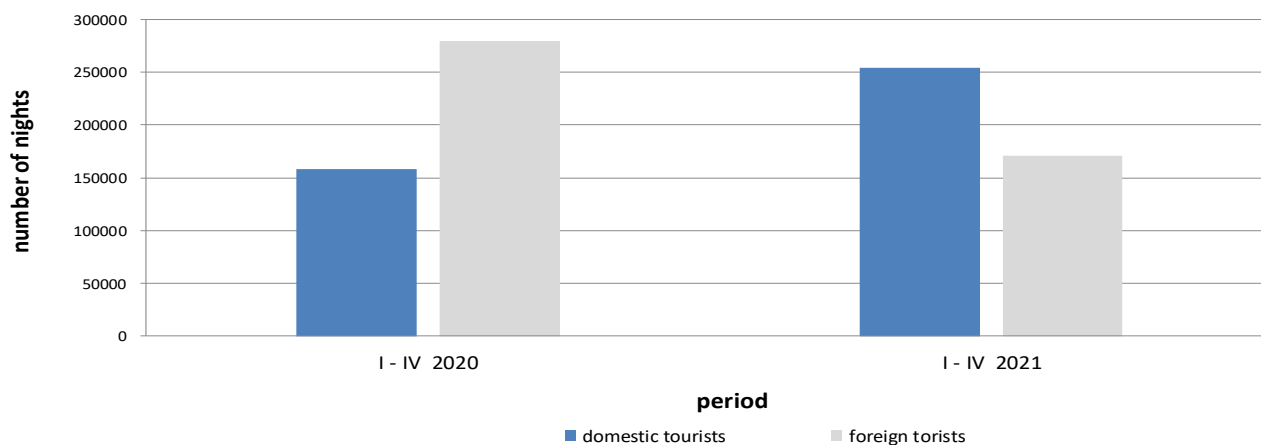
The number of domestic tourist nights increase by 60.9% and number of foreign tourist nights decrease by 38.8% as compared to the same period of 2020. Domestic tourist's share of total number of overnight stays was 59.8% and foreign tourists share was 40.2%.

Concerning the structure of foreign tourist nights, most of them (82.0%) were realised by tourists from Serbia (33.2%), Croatia (18.0%), United Arab Emirates (10.0%), Montenegro (5.6%), Slovenia (4.5%), Turkey (3.4%), Germany (2.8%), Austria (2.3%) and United States of America (2.2%). Tourists from other countries realised 18.0% of tourist nights.

Regarding the average detention of foreign tourist stays, on the first place comes Finland with average stay of 9.9 nights, Iran with 5.2 nights, Portugal with 4.7 nights, Kuwait with 4.3 nights and Malaysia, Norway and Brazil each by 4.1 nights.

According to the type of accommodation facility the highest number of nights was recorded in Hotels and similar accommodation with share of 92.7%.

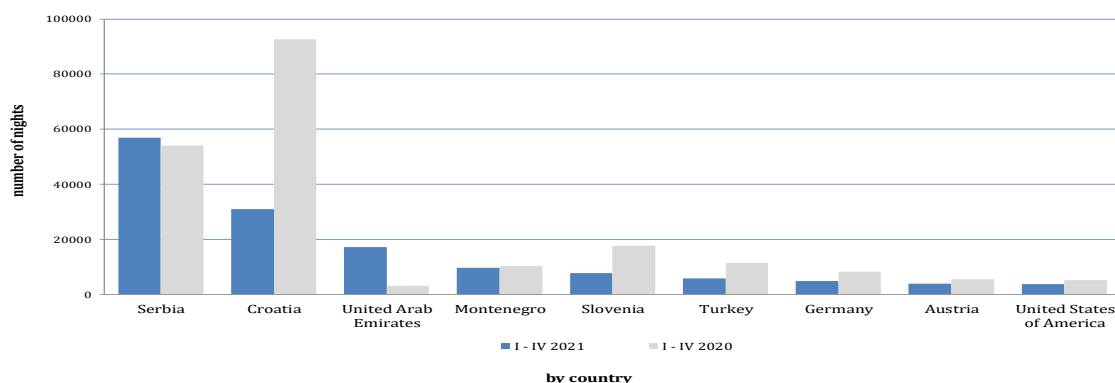
**Tourists nights, January - April 2020. and 2021.**



**Table1 : Tourist arrivals and nights**

	ARRIVALS			NIGHTS			I - IV 2021	
	I - IV 2020 *	I - IV 2021	Indices $\frac{I - IV 2021}{I - IV 2020}$	I - IV 2020 *	I - IV 2021	Indices $\frac{I - IV 2021}{I - IV 2020}$	Structure of nights %	Average number of nights by arrivals
<b>TOTAL</b>	<b>181 399</b>	<b>179 444</b>	<b>98.9</b>	<b>437 954</b>	<b>425 800</b>	<b>97.2</b>	<b>100.0</b>	<b>2,4</b>
<b>Domestic tourist</b>	72 469	113 601	156.8	158 155	254 517	160.9	59.2	2,2
<b>Foreign tourist</b>	108 930	65 843	60.4	279 799	171 283	61.2	40.8	2,6

\*) final dana

**Foreign tourist nights by country of residence, January - April 2020. and 2021.**

**Table 2 : Foreign tourist arrivals and nights by country of residence**

	ARRIVALS			NIGHTS			I - IV 2021	
	I - IV 2020 *	I - IV 2021	Indices $\frac{I - IV 2021}{I - IV 2020}$	I - IV 2020 *	I - IV 2021	Indices $\frac{I - IV 2021}{I - IV 2020}$	Structure of nights %	Average number of nights by arrivals
<b>TOTAL</b>	<b>108 930</b>	<b>65 843</b>	<b>60.4</b>	<b>279 799</b>	<b>171 283</b>	<b>61.2</b>	<b>100.0</b>	<b>2,6</b>
Albania	837	328	39.2	1 446	594	41.1	0.3	1,8
Austria	2 610	1 757	67.3	5 475	3 866	70.6	2.3	2,2
Belgium	444	226	50.9	1 041	460	44.2	0.3	2.0
Bulgaria	634	236	37.2	1 127	640	56.8	0.4	2,7
Montenegro	4 035	3 940	97.6	10 338	9 618	93.0	5.6	2,4
Czech Republic	694	322	46.4	1 081	855	79.1	0.5	2,7
Denmark	358	133	37.2	1 061	295	27.8	0.2	2,2
Estonia	32	35	109.4	62	61	98.4	0.0	1,7
Finland	121	51	42.1	299	505	168.9	0.3	9,9
France	829	673	81.2	1 981	1 555	78.5	0.9	2,3
Greece	364	122	33.5	772	494	64.0	0.3	4.0
Netherlands	1 274	440	34.5	2 849	1 041	36.5	0.6	2,4
Croatia	31 162	11 392	36.6	92 681	30 894	33.3	18.0	2,7
Ireland	279	27	9,7	681	63	9,3	0.0	2,3
Iceland	18	9	50.0	34	10	29,4	0.0	1,1

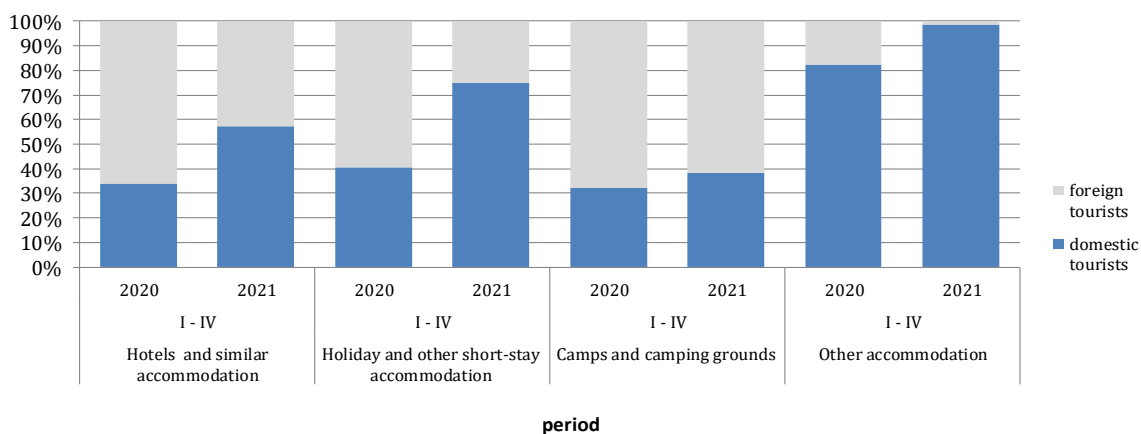
(continued on next page)

(continued)

	ARRIVALS			NIGHTS			I - IV 2021	
	I - IV 2020 *	I - IV 2021	Indices I - IV 2021 I - IV 2020	I - IV 2020 *	I - IV 2021	Indices I - IV 2021 I - IV 2020	Structure of nights %	Average number of nights by arrivals
Italy	2 432	1 260	51.8	5 579	3 220	57.7	1,9	2,6
Cyprus	51	34	66.7	209	118	56.5	0.1	3,5
Latvia	26	8	30,8	69	24	34.8	0.0	3.0
Lithuania	49	42	85.7	120	68	56.7	0.0	1,6
Luxembourg	107	150	140.2	282	360	127.7	0.2	2,4
Hungary	981	317	32.3	2 329	1 190	51.1	0.7	3,8
Malta	12	1	8,3	41	4	9,8	0.0	4.0
Norway	286	64	22,4	680	265	39.0	0.2	4,1
Germany	3 476	1 915	55.1	8 138	4 786	58.8	2,8	2,5
Poland	562	286	50.9	1 338	848	63.4	0.5	3.0
Portugal	102	35	34.3	246	166	67.5	0.1	4,7
Romania	393	339	86.3	1 249	967	77.4	0.6	2,9
Russian Federation	929	535	57.6	2 220	996	44.9	0.6	1,9
Northern Macedonia	1 660	658	39.6	3 704	1 793	48.4	1.0	2,7
Slovakia	304	198	65.1	743	495	66.6	0.3	2,5
Slovenia	7 531	3 144	41.7	17 620	7 734	43.9	4,5	2,5
Serbia	19 297	21 543	111.6	54 023	56 901	105.3	33.2	2,6
Spain	462	117	25,3	1 071	221	20,6	0.1	1,9
Switzerland (including Liechtenstein)	1 045	931	89.1	2 757	2 546	92.3	1,5	2,7
Sweden	1 092	387	35.4	2 423	964	39.8	0.6	2,5
Turkey	5 204	2 638	50.7	11 365	5 768	50.8	3,4	2,2
United Kingdom	1 110	373	33.6	2 781	961	34.6	0.6	2,6
Ukraine	166	113	68.1	498	226	45.4	0.1	2.0
Other European countries	242	121	50.0	621	283	45.6	0.2	2,3
Egypt	162	91	56.2	489	278	56.9	0.2	3,1
South Africa	26	14	53.8	150	27	18.0	0.0	1,9
Other African countries	294	268	91.2	1 418	477	33.6	0.3	1,8
Canada	288	95	33.0	651	380	58.4	0.2	4.0
United States of America	2 590	1 649	63.7	5 209	3 749	72.0	2,2	2,3
Other Northern American countries	40	96	240.0	180	387	215.0	0.2	4.0
Brazil	224	55	24,6	466	226	48.5	0.1	4,1
Other Southern and Central American countries	248	158	63.7	809	507	62.7	0.3	3,2
Bahrain	343	239	69.7	919	622	67.7	0.4	2,6
India	129	66	51.2	286	183	64.0	0.1	2,8
Iran	61	21	34.4	787	110	14.0	0.1	5,2
Israel	153	83	54.2	406	196	48.3	0.1	2,4
Japan	409	47	11,5	868	106	12,2	0.1	2,3
Republic of Korea	1 525	6	0.4	1 625	13	0.8	0.0	2,2
Qatar	259	187	72.2	693	580	83.7	0.3	3,1
China	4 155	191	4,6	6 795	740	10,9	0.4	3,9
Kuwait	590	250	42.4	2 884	1 074	37.2	0.6	4,3
Malaysia	847	14	1,7	1 251	58	4,6	0.0	4,1
Oman	408	207	50.7	1 018	534	52.5	0.3	2,6
Saudi Arabia	1 392	144	10,3	4 003	261	6,5	0.2	1,8
United Arab Emirates	989	6 508	658.0	3 040	17 203	565.9	10.0	2,6
Other Asian countries	2 118	457	21,6	3 604	1 416	39.3	0.8	3,1
Australia	383	89	23,2	1 079	272	25,2	0.2	3,1
New Zealand	43	4	9,3	88	8	9,1	0.0	2.0
Other countries of Oceania	44	4	9,1	47	21	44,7	0.0	5,3

\*) final data

**Structure of tourists nights according to the classification of activity <sup>1)</sup>,  
January - April 2020. and 2021.**



**Table 3 : Tourist arrivals and nights according to the classification of activities <sup>1)</sup>**

	ARRIVALS			NIGHTS			I - IV 2021
	I - IV 2020 *	I - IV 2021	Indices $\frac{I - IV 2021}{I - IV 2020}$	I - IV 2020 *	I - IV 2021	Indices $\frac{I - IV 2021}{I - IV 2020}$	Structure of nights %
<b>TOTAL</b>	<b>181 399</b>	<b>179 444</b>	<b>98.9</b>	<b>437 954</b>	<b>425 800</b>	<b>97.2</b>	<b>100.0</b>
Hotels and similar accommodation	173 277	173 426	100.1	407 420	394 739	96.9	92.7
Holiday and other short-stay accommodation	6 213	4 371	70.4	13 642	10 533	77.2	2,5
Camps and camping grounds	250	149	59.6	648	314	48.5	0.1
Other accommodation	1 659	1 498	90.3	16 244	20 214	124.4	4,7
<b>Domestic tourists</b>	<b>72 469</b>	<b>113 601</b>	<b>156.8</b>	<b>158 155</b>	<b>254 517</b>	<b>160.9</b>	<b>59.8</b>
Hotels and similar accommodation	67 848	108 295	159.6	139 086	226 546	162.9	53.2
Holiday and other short-stay accommodation	3 163	3 773	119.3	5 504	7 885	143.3	1,9
Camps and camping grounds	81	77	95.1	209	120	57.4	0.0
Other accommodation	1 377	1 456	105.7	13 356	19 966	149.5	4,7
<b>Foreign tourist</b>	<b>108 930</b>	<b>65 843</b>	<b>60.4</b>	<b>279 799</b>	<b>171 283</b>	<b>61.2</b>	<b>40.2</b>
Hotels and similar accommodation	105 429	65 131	61.8	268 334	168 193	62.7	39.5
Holiday and other short-stay accommodation	3 050	598	19,6	8 138	2 648	32,5	0,6
Camps and camping grounds	169	72	42,6	439	194	44,2	0,0
Ostali smještaj	282	42	14,9	2 888	248	8,6	0,1

1) The Classification of Economic Activities of BiH 2010

\*) final data

## NOTES ON METHODOLOGY

### The purpose of the statistical survey

The purpose of the statistical survey is to monitor the tourist activity realised in commercial accommodation establishments and to provide internationally comparable BiH's statistics of tourism in accordance with current EU standards for the tourism statistics.

### Observation units

Observation units are all business entities /legal units which are, by the main activity, registered in accommodation activity (division 55 - KD BiH 2010), persons as well as households that rent accommodation establishments to tourists. For the purpose of the survey, Classification of Activities in Bosnia and Herzegovina - KD BiH 2010 was used, and it is fully compliant with the European Classification of Economic Activities - NACE Rev. 2.

### Coverage

Reporting units are all business entities (enterprises, entrepreneurs, institutions, associations etc.) and parts thereof engaged in providing accommodation services in tourism registered according to the CA BiH 2010 under section : 55.1 (hotels and similar accommodation), 55.2 (holiday and other short - stay accommodation), 55.3 (camps and camping grounds), 55.9 (other accommodation), health institutions for their facilities in which persons stay for medical rehabilitation (costs are on persons themselves), business entities and parts thereof engaged in tourist stay in rural households, houses, camps, apartments and rooms directly rented by private persons/households. Survey covers the entire territory of Bosnia and Herzegovina.

### Source and methods of data collection

Data on turnover of tourists (number of tourist arrivals and tourist nights) are collected from regular monthly report (TU-11 form). Reports are usually made on the basis of reception records in guest books, entities and their parts engaged in organising and arranging of tourists.

### Definitions

**Tourism** means the activity of visitors taking a trip to a main destination outside their usual environment for less than a year, for leisure, business or other personal purpose other than to be employed by a resident entity in the place visited.

**Tourist** is every person who, outside his place of permanent residence, spends one night in a hotel or some other accommodation facility for reasons of rest, recreation, health, study, sport, religion, family, business, public tasks or meeting.

**Residence** is a place where a person came with the intention of permanent stay. Tourist is registered in every place or establishment where he stays and, therefore, in case he/she changes the place or establishment, he/she must register again, which results in data ambiguity. Consequently, the statistics register the number of tourist arrivals and not the number of tourists.

**Domestic tourist** is a person with permanent residence in the BiH who spends at least one night in a hotel or some other accommodation establishment outside their place or residence.

**Foreign tourist** is every person with permanent residence outside in BiH who temporarily resides in BiH and who spends at least one night in a hotel or some other accommodation establishment.

### Symbols

- no occurrence

0,0 value not zero but less than 0,05 unit of measure use

Published by the Agency for Statistics of the Bosnia and Herzegovina, 71000 Sarajevo, Zelenih beretki 26

Phone: +387 (33) 911 911 | Telefax: +387 (33) 220 622

E-mail: [bhas@bhas.gov.ba](mailto:bhas@bhas.gov.ba) | Web site: [www.bhas.gov.ba](http://www.bhas.gov.ba)

Responsible persons:

Velimir Jukić, Assistant Director of Business Statistics

Vesna Čužić, Director

Prepared by: Alen Bajramović and Jasmina Omić



Please consider the environment before printing this document.