



FIRST RELEASE



You are required to specify a data source when allowed in your product or application.

YEAR XV

SARAJEVO, 05/07/2021

NUMBER 04

BUSINESS STATISTICS

Tourism, cumulative January – May 2021

In the period from January – May 2021 tourists realised 240 433 tourists arrivals which represent the increase by 29.1 and 557 667 overnight stays which is increase by 23.5% as compared to the same period of 2020.

The number of domestic tourist nights increase by 93.0% and number of foreign tourist nights decrease by 18.6% as compared to the same period of 2020. Domestic tourist's share of total number of overnight stays was 58.9% and foreign tourists share was 41.1%.

Concerning the structure of foreign tourist nights, most of them (79.9%) were realised by tourists from Serbia (32.0%), Croatia (15.6%), United Arab Emirates (11.6%), Montenegro (5.5%), Slovenia (4.1%), Turkey (3.3%), Germany (3.1%), United States of America (2.4%) and Austria (2.3%). Tourists from other countries realised 20.1% of tourist nights.

Regarding the average detention of foreign tourist stays, on the first place comes Finland with average stay of 9.6 nights, Iran with 6.6 nights, Latvia with 5.5 nights, Norway with 4.2 nights and China and Kuwait each by 4.1 nights.

According to the type of accommodation facility the highest number of nights was recorded in Hotels and similar accommodation with share of 92.6%.

Tourists nights, January - May 2020. and 2021.

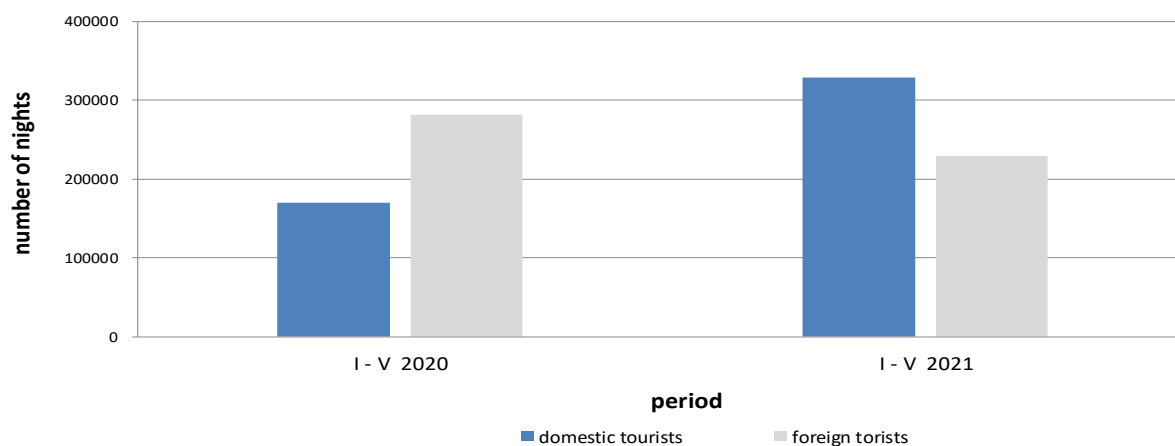
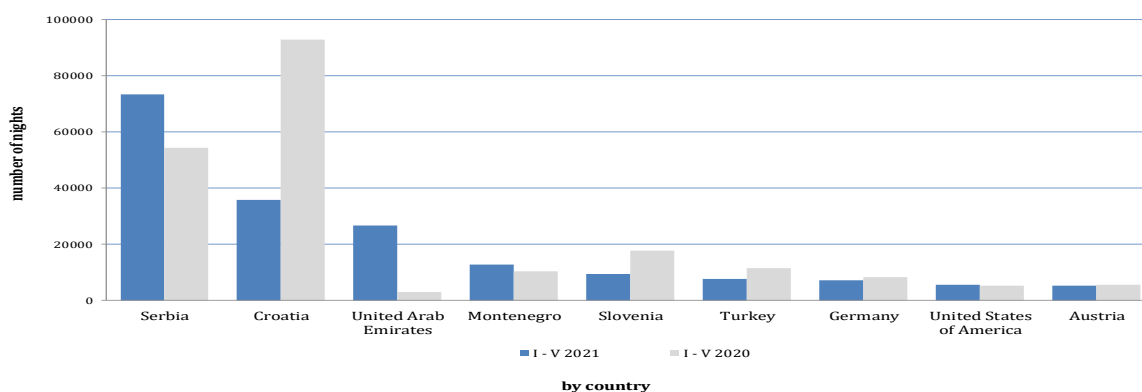


Table1 : Tourist arrivals and nights

	ARRIVALS			NIGHTS			I - V 2021	
	I - V 2020 *	I - V 2021	Indices $\frac{I - V 2021}{I - V 2020}$	I - V 2020 *	I - V 2021	Indices $\frac{I - V 2021}{I - V 2020}$	Structure of nights %	Average number of nights by arrivals
TOTAL	186 238	240 433	129.1	451 705	557 667	123.5	100.0	2,3
Domestic tourist	76 856	147 981	192.5	170 236	328 592	193.0	58.9	2,2
Foreign tourist	109 382	92 452	84.5	281 469	229 075	81.4	41.1	2,5

*) final dana

Foreign tourist nights by country of residence, January - May 2020. and 2021.

Table 2 : Foreign tourist arrivals and nights by country of residence

	ARRIVALS			NIGHTS			I - V 2021	
	I - V 2020 *	I - V 2021	Indices $\frac{I - V 2021}{I - V 2020}$	I - V 2020 *	I - V 2021	Indices $\frac{I - V 2021}{I - V 2020}$	Structure of nights %	Average number of nights by arrivals
TOTAL	109 382	92 452	84.5	281 469	229 075	81.4	100.0	2,5
Albania	837	425	50.8	1 446	790	54.6	0.3	1,9
Austria	2 617	2 446	93.5	5 488	5 167	94.2	2,3	2,1
Belgium	448	306	68.3	1 075	688	64.0	0.3	2,2
Bulgaria	636	329	51.7	1 131	809	71.5	0.4	2,5
Montenegro	4 043	5 609	138.7	10 352	12 677	122.5	5,5	2,3
Czech Republic	695	471	67.8	1 082	1 241	114.7	0.5	2,6
Denmark	358	183	51.1	1 061	365	34.4	0.2	2,0
Estonia	32	66	206.3	62	183	295.2	0.1	2,8
Finland	121	71	58.7	299	685	229.1	0.3	9,6
France	833	927	111.3	1 986	2 184	110,0	1.0	2,4
Greece	364	177	48.6	772	592	76.7	0.3	3,3
Netherlands	1 275	724	56.8	2 851	1 741	61.1	0.8	2,4
Croatia	31 268	13 561	43.4	92 913	35 797	38.5	15,6	2,6
Ireland	279	41	14,7	681	79	11,6	0.0	1,9
Iceland	18	12	66.7	34	13	38.2	0.0	1,1

(continued on next page)

(continued)

	ARRIVALS			NIGHTS			I - V 2021	
	I - V 2020 *	I - V 2021	Indices <u>I - V 2021</u> I - V 2020	I - V 2020 *	I - V 2021	Indices <u>I - V 2021</u> I - V 2020	Structure of nights %	Average number of nights by arrivals
Italy	2 444	1 666	68.2	5 597	4 145	74,1	1,8	2,5
Cyprus	51	37	72.5	209	125	59,8	0.1	3,4
Latvia	26	65	250.0	69	356	515,9	0.2	5,5
Lithuania	49	48	98.0	120	77	64,2	0.0	1,6
Luxembourg	107	191	178.5	282	429	152,1	0.2	2,2
Hungary	996	569	57.1	2 345	1 807	77,1	0.8	3,2
Malta	12	1	8,3	41	4	9,8	0.0	4.0
Norway	287	85	29,6	681	356	52,3	0.2	4,2
Germany	3 516	2 820	80.2	8 204	7 106	86,6	3,1	2,5
Poland	578	484	83.7	1 369	1 225	89,5	0.5	2,5
Portugal	102	87	85.3	246	284	115,4	0.1	3,3
Romania	395	467	118.2	1 253	1 154	92,1	0.5	2,5
Russian Federation	955	726	76.0	2 401	1 397	58,2	0.6	1,9
Northern Macedonia	1 666	837	50.2	3 712	2 187	58,9	1.0	2,6
Slovakia	304	281	92.4	743	650	87,5	0.3	2,3
Slovenia	7 548	4 044	53.6	17 647	9 421	53,4	4,1	2,3
Serbia	19 388	30 494	157.3	54 255	73 410	135,3	32.0	2,4
Spain	462	212	45.9	1 071	471	44,0	0.2	2,2
Switzerland (including Liechtenstein)	1 057	1 237	117.0	2 777	3 223	116,1	1,4	2,6
Sweden	1 096	530	48.4	2 428	1 268	52,2	0.6	2,4
Turkey	5 208	3 438	66.0	11 449	7 664	66,9	3,3	2,2
United Kingdom	1 110	521	46.9	2 781	1 281	46,1	0.6	2,5
Ukraine	168	222	132.1	526	427	81,2	0.2	1,9
Other European countries	244	174	71.3	624	514	82,4	0.2	3.0
Egypt	162	171	105.6	489	566	115,7	0.2	3,3
South Africa	27	24	88.9	152	49	32,2	0.0	2.0
Other African countries	296	391	132.1	1 450	686	47,3	0.3	1,8
Canada	288	135	46.9	651	466	71,6	0.2	3,5
United States of America	2 596	2 661	102.5	5 277	5 510	104,4	2,4	2,1
Other Northern American countries	40	103	257.5	180	401	222,8	0.2	3,9
Brazil	224	93	41.5	466	344	73,8	0.2	3,7
Other Southern and Central American countries	249	205	82.3	811	623	76,8	0.3	3.0
Bahrain	343	374	109.0	919	987	107,4	0.4	2,6
India	130	85	65.4	317	245	77,3	0.1	2,9
Iran	61	29	47.5	787	192	24,4	0.1	6,6
Israel	153	156	102,0	406	335	82,5	0.1	2,1
Japan	409	67	16,4	868	201	23,2	0.1	3.0
Republic of Korea	1 525	17	1,1	1 625	61	3,8	0.0	3,6
Qatar	259	397	153.3	693	1 234	178,1	0.5	3,1
China	4 155	329	7,9	6 795	1 349	19,9	0.6	4,1
Kuwait	590	585	99.2	2 884	2 376	82,4	1.0	4,1
Malaysia	848	15	1,8	1 252	59	4,7	0.0	3,9
Oman	408	413	101.2	1 018	1 005	98,7	0.4	2,4
Saudi Arabia	1 410	629	44.6	4 371	1 387	31,7	0.6	2,2
United Arab Emirates	991	10 170	900.9 ¹⁾	3 044	26 629	874,8	11,6	2,6
Other Asian countries	2 152	684	31,8	3 669	2 013	54,9	0.9	2,9
Australia	386	120	31,1	1 147	319	27,8	0.1	2,7
New Zealand	43	10	23,3	88	23	26,1	0.0	2,3
Other countries of Oceania	44	5	11,4	47	23	48,9	0.0	4,6

*) final data

1) Index higher than 900.0

**Structure of tourists nights according to the classification of activity 1),
January - May 2020. and 2021.**

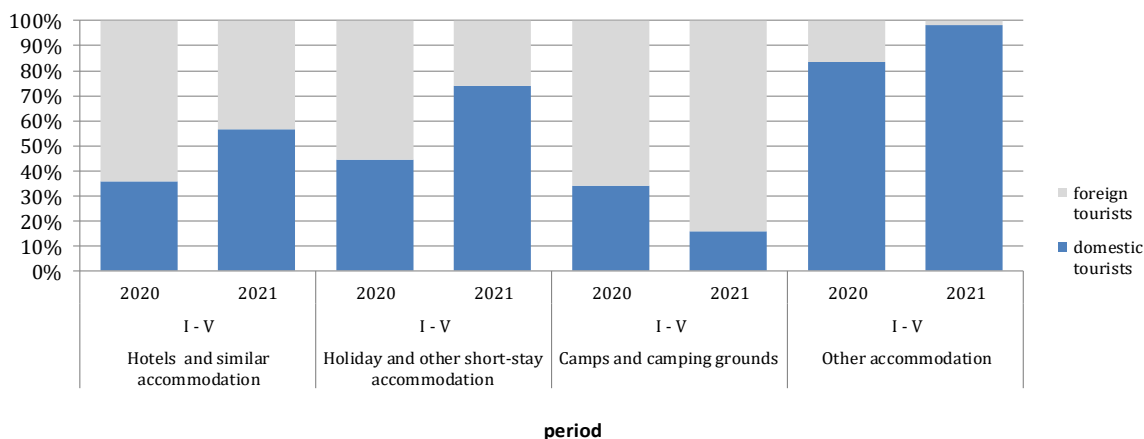


Table 3 : Tourist arrivals and nights according to the classification of activities 1)

	ARRIVALS			NIGHTS			I - V 2021
	I - V 2020 *	I - V 2021	Indices $\frac{I - V 2021}{I - V 2020}$	I - V 2020 *	I - V 2021	Indices $\frac{I - V 2021}{I - V 2020}$	Structure of nights %
TOTAL	186 238	240 433	129.1	451 705	557 667	123.5	100.0
Hotels and similar accommodation	177 651	231 705	130.4	418 503	516 189	123.3	92.6
Holiday and other short-stay accommodation	6 568	5 777	88.0	15 219	13 824	90.8	2,5
Camps and camping grounds	265	993	374.7	663	1 517	228.8	0.3
Other accommodation	1 754	1 958	111.6	17 320	26 137	150.9	4,7
Domestic tourists	76 856	147 981	192.5	170 236	328 592	193.0	58.9
Hotels and similar accommodation	71 788	141 083	196.5	148 823	292 380	196.5	52.4
Holiday and other short-stay accommodation	3 500	4 848	138.5	6 757	10 241	151.6	1,8
Camps and camping grounds	96	152	58.3	224	236	105.4	0.0
Other accommodation	1 472	1 898	128.9	14 432	25 735	178.3	4,6
Foreign tourist	109 382	92 452	84.5	281 469	229 075	81.4	41.1
Hotels and similar accommodation	105 863	90 622	85.6	269 680	223 809	83.0	40.1
Holiday and other short-stay accommodation	3 068	929	30,3	8 462	3 583	42.3	0.6
Camps and camping grounds	169	841	497.6	439	1 281	298.1	0.2
Ostali smještaj	282	60	21,3	2 888	402	13,9	0.1

1) The Classification of Economic Activities of BiH 2010

*) final data

NOTES ON METHODOLOGY

The purpose of the statistical survey

The purpose of the statistical survey is to monitor the tourist activity realised in commercial accommodation establishments and to provide internationally comparable BiH's statistics of tourism in accordance with current EU

ons for the tourism statistics.

Observation units

Observation units are all business entities /legal units which are, by the main activity, registered in accommodation activity (division 55 - KD BiH 2010), persons as well as households that rent accommodation establishments to tourists. For the purpose of the survey, Classification of Activities in Bosnia and Herzegovina - KD BiH 2010 was used, and it is fully compliant with the European Classification of Economic Activities - NACE Rev. 2.

Coverage

Reporting units are all business entities (enterprises, entrepreneurs, institutions, associations etc.) and parts thereof engaged in providing accommodation servi in tourism registered according to the CA BiH 2010 under section : 55.1 (hotels and similar accommodation), 55.2 (holiday and other short - stay accommodation), 55.3 (camps and camping grounds), 55.9 (other accommodation), health institutions for their facilities in which persons stay for medical rehabilitation (costs are on persons themselves), business entities and parts thereof engaged in tourist stay in rural households, houses, camps, apartments and rooms directly rented by private persons/households. Survey covers the entire territory of Bosnia and Herzegovina.

Source and methods of data collection

Data on turnover of tourists (number of tourist arrivals and tourist nights) are collected from regular monthly report (TU-11 form). Reports are usually made on the basis of reception records in guest books, entities and their parts engaged in organising and arranging of tourists.

Definitions

Tourism means the activity of visitors taking a trip to a main destination outside their usual environment for less than a year, for leisure, business or other personal purpose other than to be employed by a resident entity in the place visited.

Tourist is every person who, outside his place of permanent residence, spends one night in a hotel or some other accommodation facility for reasons of rest, recreation, health, study, sport, religion, family, business, public tasks or meeting.

Residence is a place where a person came with the intention of permanent stay. Tourist is registered in every place or establishment where he stays and, therefore, in case he/she changes the place or establishment, he/she must register again, which results in data ambiguity. Consequently, the statistics register the number of tourist arrivals and not the number of tourists.

Domestic tourist is a person with permanent residence in the BiH who spends at least one night in a hotel or same other accommodation establishment outside their place or residence.

Foreign tourist is every person with permanent residence outside in BiH who temporarily resides in BiH and who spends at least one night in a hotel or same other accommodation establishment.

Symbols

- no occurrence

0,0 value not zero but less than 0,05 unit of measure use

Published by the Agency for Statistics of the Bosnia and Herzegovina, 71000 Sarajevo, Zelenih beretki 26

Phone: +387 (33) 911 911 | Telefax: +387 (33) 220 622

E-mail: bhas@bhas.gov.ba | Web site: www.bhas.gov.ba

Responsible persons:

Velimir Jukić, Assistant Director of Bussines Statistics

Vesna Čužić, Director

Prepared by: Alen Bajramović and Jasmina Omić



Please consider the environment before printing this document.