



FIRST RELEASE



You are required to specify a data source when allowed in your product or application.

YEAR XV

SARAJEVO, 03/08/2021

NUMBER 05

BUSINESS STATISTICS

Tourism, cumulative January – June 2021

In the period from January – June 2021 tourists realised 328 624 tourists arrivals which represent the increase by 54.4 and 757 839 overnight stays which is increase by 49.5% as compared to the same period of 2020.

The number of domestic tourist nights increase by 106.7% and number of foreign tourist nights increase by 8.5% as compared to the same period of 2020. Domestic tourist's share of total number of overnight stays was 57.8% and foreign tourists share was 42.2%.

Concerning the structure of foreign tourist nights, most of them (74.1%) were realised by tourists from Serbia (27.8%), United Arab Emirates (13.8%), Croatia (13.4%), Montenegro (4.8%), Saudi Arabia (4.2%), Slovenia (3.6%), Turkey (3.3%), and Germany (3.2%). Tourists from other countries realised 25.9% of tourist nights.

Regarding the average detention of foreign tourist stays, on the first place comes Finland with average stay of 8.8 nights, Iran with 7.3 nights, Republic of Korea with 5.7 nights and Latvia with 5.2 nights.

According to the type of accommodation facility the highest number of nights was recorded in Hotels and similar accommodation with share of 92.5%.

Tourists nights, January - June 2020. and 2021.

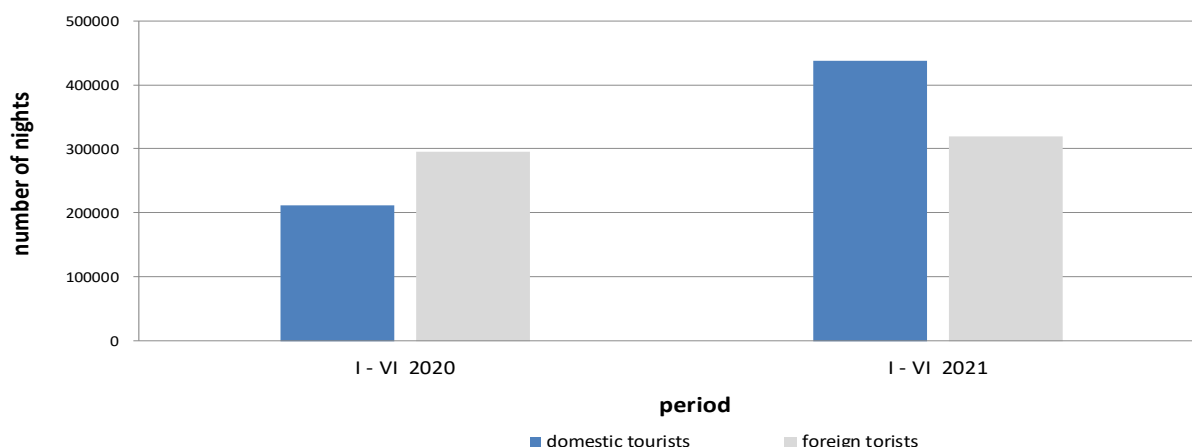
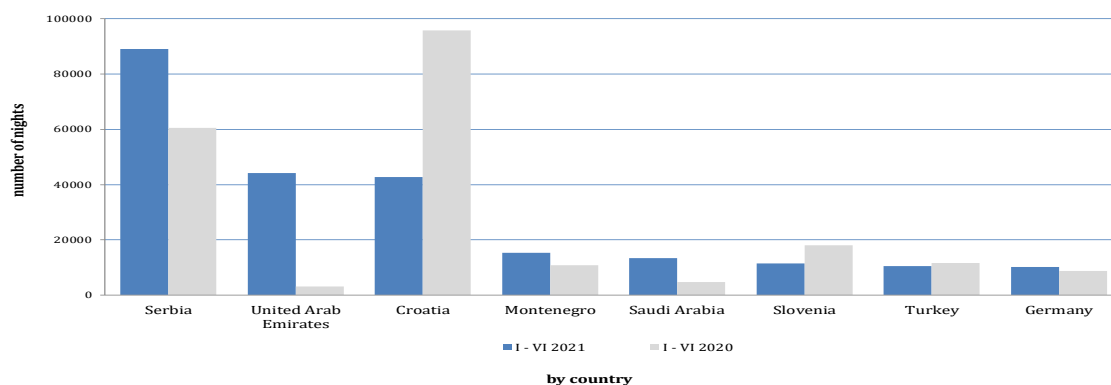


Table1 : Tourist arrivals and nights

	ARRIVALS			NIGHTS			I - VI 2021	
	I - VI 2020 *	I - VI 2021	Indices $\frac{I - VI 2021}{I - VI 2020}$	I - VI 2020 *	I - VI 2021	Indices $\frac{I - VI 2021}{I - VI 2020}$	Structure of nights %	Average number of nights by arrivals
TOTAL	212 822	328 624	154.4	506 836	757 839	149.5	100.0	2,3
Domestic tourist	96 601	195 502	202.4	211 890	437 941	206.7	57.8	2,2
Foreign tourist	116 221	133 122	114.5	294 946	319 898	108.5	42.2	2,4

*) final dana

Foreign tourist nights by country of residence, January - June 2020. and 2021.

Table 2 : Foreign tourist arrivals and nights by country of residence

	ARRIVALS			NIGHTS			I - VI 2021	
	I - VI 2020 *	I - VI 2021	Indices $\frac{I - VI 2021}{I - VI 2020}$	I - VI 2020 *	I - VI 2021	Indices $\frac{I - VI 2021}{I - VI 2020}$	Structure of nights %	Average number of nights by arrivals
TOTAL	116 221	133 122	114.5	294 946	319 898	108.5	100.0	2,4
Albania	870	531	61.0	1 502	1 064	70.8	0.3	2.0
Austria	2 762	3 554	128.7	5 795	7 215	124.5	2.3	2.0
Belgium	455	441	96.9	1 091	1 004	92.0	0.3	2.3
Bulgaria	643	442	68.7	1 138	1 048	92.1	0.3	2.4
Montenegro	4 337	6 989	161.1	10 863	15 356	141.4	4.8	2.2
Czech Republic	709	662	93.4	1 107	1 614	145.8	0.5	2.4
Denmark	365	292	80.0	1 073	561	52.3	0.2	1.9
Estonia	32	104	325.0	62	355	527.6	0.1	3.4
Finland	125	97	77.6	304	852	280.3	0.3	8.8
France	862	1 240	143.9	2 034	2 827	139.0	0.9	2.3
Greece	369	263	71.3	793	733	92.4	0.2	2.8
Netherlands	1 324	1 016	76.7	2 935	2 337	79.6	0.7	2.3
Croatia	32 891	16 888	51.3	95 777	42 751	44.6	13.4	2.5
Ireland	283	137	48.4	685	326	47.6	0.1	2.4
Iceland	20	13	65.0	42	14	33.3	0.0	1.1

(continued on next page)

(continued)

	ARRIVALS			NIGHTS			I - VI 2021	
	I - VI 2020 *	I - VI 2021	Indices I - VI 2021 I - VI 2020	I - VI 2020 *	I - VI 2021	Indices I - VI 2021 I - VI 2020	Structure of nights %	Average number of nights by arrivals
Italy	2 553	2 204	86.3	5 868	5 526	94.2	1,7	2,5
Cyprus	51	40	78.4	209	128	61.2	0.0	3,2
Latvia	27	70	259.3	70	362	517.1	0.1	5,2
Lithuania	50	75	150.0	121	197	162.8	0.1	2,6
Luxembourg	113	221	195.6	301	478	158.8	0.1	2,2
Hungary	1 025	909	88.7	2 678	2 630	98.2	0.8	2,9
Malta	14	2	14.3	44	5	11.4	0.0	2,5
Norway	305	153	50.2	725	593	81.8	0.2	3,9
Germany	3 765	4 142	110.0	8 803	10 157	115.4	3,2	2,5
Poland	603	932	154.6	1 406	2 112	150.2	0.7	2,3
Portugal	102	228	223.5	246	549	223.2	0.2	2,4
Romania	412	715	173.5	1 296	1 566	120.8	0.5	2,2
Russian Federation	961	889	92.5	2 415	1 690	70.0	0.5	1,9
Northern Macedonia	1 698	1 155	68.0	3 832	2 938	76.7	0.9	2,5
Slovakia	316	389	123.1	805	902	112.0	0.3	2,3
Slovenia	7 738	5 308	68.6	18 054	11 520	63.8	3,6	2,2
Serbia	22 837	39 109	171.3	60 466	89 020	147.2	27,8	2,3
Spain	466	560	120.2	1 081	1 623	150.1	0.5	2,9
Switzerland (including Liechtenstein)	1 150	1 689	146.9	2 946	4 178	141.8	1,3	2,5
Sweden	1 128	786	69.7	2 496	1 949	78.1	0.6	2,5
Turkey	5 270	4 646	88.2	11 648	10 449	89.7	3,3	2,2
United Kingdom	1 133	787	69.5	2 825	1 959	69.3	0.6	2,5
Ukraine	170	490	288.2	528	850	161.0	0.3	1,7
Other European countries	264	261	98.9	674	1 058	157.0	0.3	4,1
Egypt	163	212	130.1	490	720	146.9	0.2	3,4
South Africa	27	36	133.3	152	69	45.4	0.0	1,9
Other African countries	313	441	140.9	1 484	785	52.9	0.2	1,8
Canada	297	200	67.3	665	628	94.4	0.2	3,1
United States of America	2 666	3 975	149.1	5 469	8 251	150.9	2,6	2,1
Other Northern American countries	43	119	276.7	185	433	234.1	0.1	3,6
Brazil	230	129	56.1	501	405	80.8	0.1	3,1
Other Southern and Central American countries	259	467	180.3	827	998	120.7	0.3	2,1
Bahrain	343	1 001	291.8	919	2 272	247.2	0.7	2,3
India	131	147	112.2	318	411	129.2	0.1	2,8
Iran	66	36	54.5	797	261	32.7	0.1	7,3
Israel	159	388	244.0	414	809	195.4	0.3	2,1
Japan	409	79	19.3	868	252	29.0	0.1	3,2
Republic of Korea	1 525	26	1.7	1 625	148	9.1	0.0	5,7
Qatar	262	900	343.5	698	2 654	380.2	0.8	2,9
China	4 163	489	11.7	6 812	1 833	26.9	0.6	3,7
Kuwait	593	1 376	232.0	2 887	5 081	176.0	1,6	3,7
Malaysia	850	19	2.2	1 254	66	5.3	0.0	3,5
Oman	408	1 072	262.7	1 018	2 514	247.0	0.8	2,3
Saudi Arabia	1 432	5 599	391.0	4 684	13 398	286.0	4,2	2,4
United Arab Emirates	1 005	16 856	900.0 ¹⁾	3 062	44 120	900.0 ¹⁾	13,8	2,6
Other Asian countries	2 197	946	43.1	3 735	2 859	76.5	0.9	3.0
Australia	395	162	41.0	1 209	382	31.6	0.1	2,4
New Zealand	43	13	30.2	88	30	34.1	0.0	2,3
Other countries of Oceania	44	5	11.4	47	23	48.9	0.0	4,6

*) final data

1) Index higher than 900.0

**Structure of tourists nights according to the classification of activity 1),
January - June 2020. and 2021.**

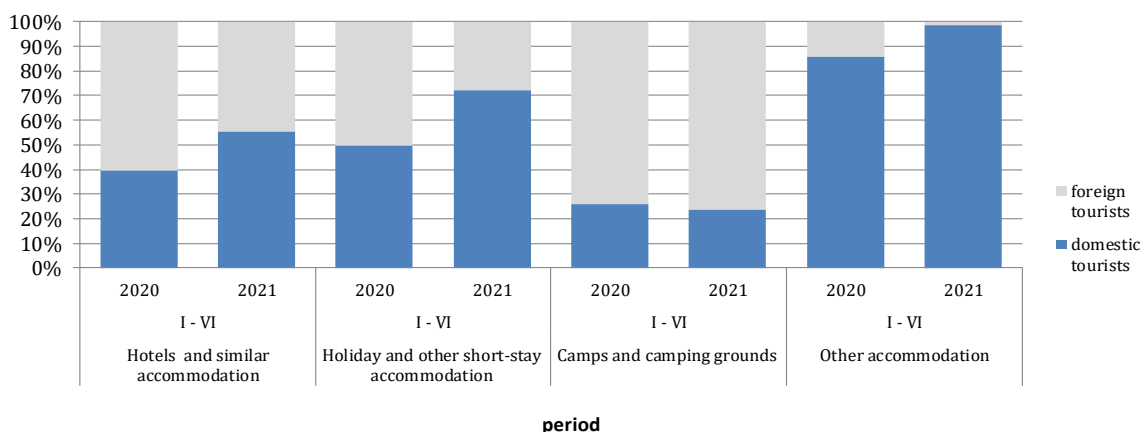


Table 3 : Tourist arrivals and nights according to the classification of activities 1)

	ARRIVALS			NIGHTS			I - VI 2021
	I - VI 2020 *	I - VI 2021	Indices $\frac{I - VI 2021}{I - VI 2020}$	I - VI 2020 *	I - VI 2021	Indices $\frac{I - VI 2021}{I - VI 2020}$	Structure of nights %
TOTAL	212 822	328 624	154.4	506 836	757 839	149.5	100.0
Hotels and similar accommodation	202 038	315 007	155.9	466 426	700 633	150.2	92.5
Holiday and other short-stay accommodation	7 824	7 965	101.8	17 660	18 523	104.9	2.4
Camps and camping grounds	880	3 040	345.5	1 526	4 542	297.6	0.6
Other accommodation	2 080	2 612	125.6	21 224	34 141	160.9	4.5
Domestic tourists	96 601	195 502	202.4	211 890	437 941	206.7	57.8
Hotels and similar accommodation	89 988	185 497	206.1	184 564	389 857	211.2	51.4
Holiday and other short-stay accommodation	4 610	6 577	142.7	8 751	13 386	153.0	1.8
Camps and camping grounds	219	896	409.1	396	1 084	273.7	0.1
Other accommodation	1 784	2 532	141.9	18 179	33 614	184.9	4.4
Foreign tourist	116 221	133 122	114.5	294 946	319 898	108.5	42.2
Hotels and similar accommodation	112 050	129 510	115.6	281 862	310 776	110.3	41.0
Holiday and other short-stay accommodation	3 214	1 388	43.2	8 909	5 137	57.7	0.7
Camps and camping grounds	661	2 144	324.4	1 130	3 458	306.0	0.5
Ostali smještaj	296	80	27.0	3 045	527	17.3	0.1

1) The Classification of Economic Activities of BiH 2010

*) final data

NOTES ON METHODOLOGY

The purpose of the statistical survey

The purpose of the statistical survey is to monitor the tourist activity realised in commercial accommodation establishments and to provide internationally comparable BiH's statistics of tourism in accordance with current EU standards for the tourism statistics.

Observation units

Observation units are all business entities /legal units which are, by the main activity, registered in accommodation activity (division 55 - KD BiH 2010), persons as well as households that rent accommodation establishments to tourists. For the purpose of the survey, Classification of Activities in Bosnia and Herzegovina - KD BiH 2010 was used, and it is fully compliant with the European Classification of Economic Activities - NACE Rev. 2.

Coverage

Reporting units are all business entities (enterprises, entrepreneurs, institutions, associations etc.) and parts thereof engaged in providing accommodation services in tourism registered according to the CA BiH 2010 under section : 55.1 (hotels and similar accommodation), 55.2 (holiday and other short - stay accommodation), 55.3 (camps and camping grounds), 55.9 (other accommodation), health institutions for their facilities in which persons stay for medical rehabilitation (costs are on persons themselves), business entities and parts thereof engaged in tourist stay in rural households, houses, camps, apartments and rooms directly rented by private persons/households. Survey covers the entire territory of Bosnia and Herzegovina.

Source and methods of data collection

Data on turnover of tourists (number of tourist arrivals and tourist nights) are collected from regular monthly report (TU-11 form). Reports are usually made on the basis of reception records in guest books, entities and their parts engaged in organising and arranging of tourists.

Definitions

Tourism means the activity of visitors taking a trip to a main destination outside their usual environment for less than a year, for leisure, business or other personal purpose other than to be employed by a resident entity in the place visited.

Tourist is every person who, outside his place of permanent residence, spends one night in a hotel or some other accommodation facility for reasons of rest, recreation, health, study, sport, religion, family, business, public tasks or meeting.

Residence is a place where a person came with the intention of permanent stay. Tourist is registered in every place or establishment where he stays and, therefore, in case he/she changes the place or establishment, he/she must register again, which results in data ambiguity. Consequently, the statistics register the number of tourist arrivals and not the number of tourists.

Domestic tourist is a person with permanent residence in the BiH who spends at least one night in a hotel or some other accommodation establishment outside their place or residence.

Foreign tourist is every person with permanent residence outside in BiH who temporarily resides in BiH and who spends at least one night in a hotel or some other accommodation establishment.

Symbols

- no occurrence

0,0 value not zero but less than 0,05 unit of measure use

Published by the Agency for Statistics of the Bosnia and Herzegovina, 71000 Sarajevo, Zelenih beretki 26

Phone: +387 (33) 911 911 | Telefax: +387 (33) 220 622

E-mail: bhas@bhas.gov.ba | Web site: www.bhas.gov.ba

Responsible persons:

Velimir Jukić, Assistant Director of Business Statistics

Vesna Čužić, Director

Prepared by: Alen Bajramović and Jasmina Omić



Please consider the environment before printing this document.