



FIRST RELEASE



You are required to specify a data source when allowed in your product or application.

YEAR XV

SARAJEVO, 03/12/2021

NUMBER 08

BUSINESS STATISTICS

Tourism, cumulative

January –October 2021

In the period from January – October 2021 tourists realised 808 268 tourists arrivals which represent the increase by 87.1 and 1 914 453 overnight stays which is increase by 74.5% as compared to the same period of 2020.

The number of domestic tourist nights increase by 36.5 % and number of foreign tourist nights increase by 131.9% as compared to the same period of 2020. Domestic tourist's share of total number of overnight stays was 47.0% and foreign tourists share was 53.0%.

Concerning the structure of foreign tourist nights, most of them (63.5%) were realised by tourists from Serbia (15.7%), United Arab Emirates (13.0%), Croatia (9.5%), Saudi Arabia (8.4%), Germany (5.4%), Kuwait (4.1%), Turkey (3.8%) and Slovenia (3.5%). Tourists from other countries realised 36.5% of tourist nights.

Regarding the average detention of foreign tourist stays, on the first place comes Finland with average stay of 4.7 nights, Iran with 4.4 nights, Kuwait with 4.0 nights, Malta with 3.6 nights and China with 3.5 nights.

According to the type of accommodation facility the highest number of nights was recorded in Hotels and similar accommodation with share of 92.8%.

Tourists nights, January - October 2020 and 2021

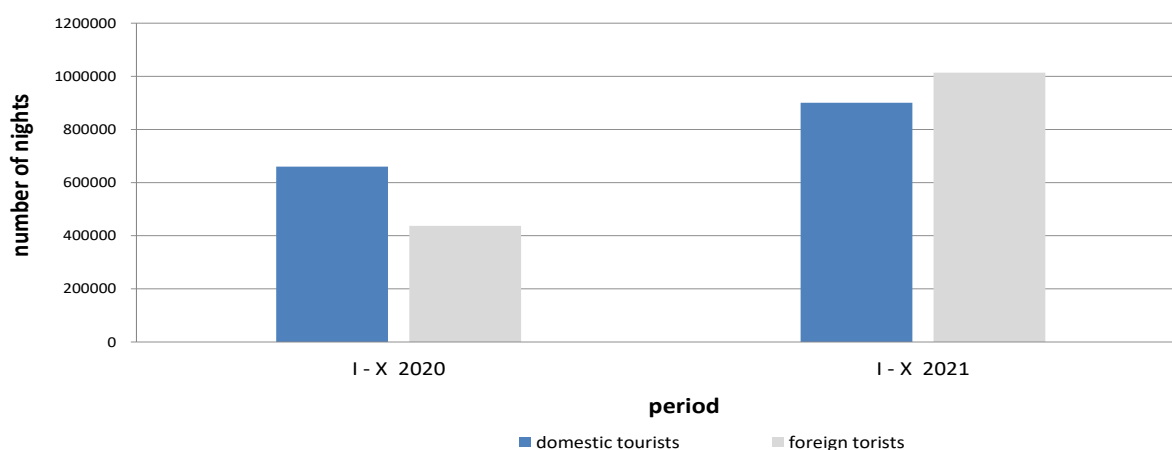
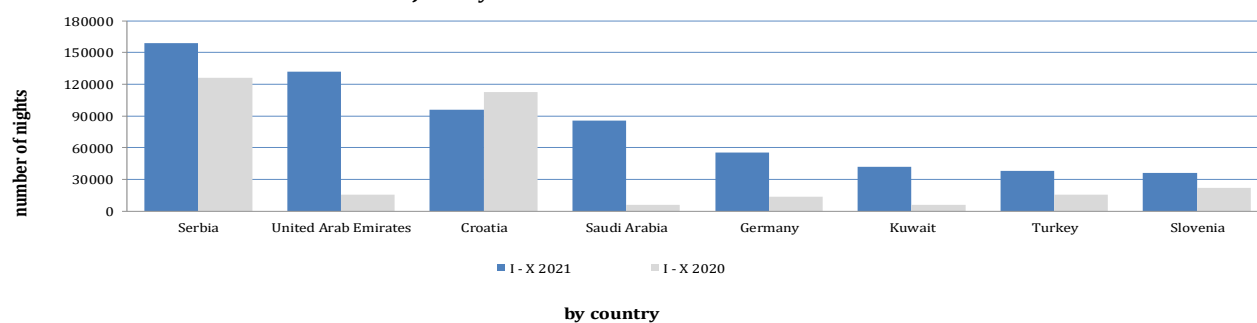


Table1 : Tourist arrivals and nights

	ARRIVALS			NIGHTS			I - X 2021	
	I - X 2020 *	I - X 2021	Indices $\frac{I - X 2021}{I - X 2020}$	I - X 2020 *	I - X 2021	Indices $\frac{I - X 2021}{I - X 2020}$	Structure of nights %	Average number of nights by arrivals
TOTAL	432 081	808 268	187.1	1097 027	1914 453	174.5	100.0	2,4
Domestic tourist	257 069	387 460	150.7	659 848	900 559	136.5	47.0	2,3
Foreign tourist	175 012	420 808	240.4	437 179	1013 894	231.9	53.0	2,4

*) final dana

Foreign tourist nights by country of residence, January - October 2020. and 2021.

Table 2 : Foreign tourist arrivals and nights by country of residence

	ARRIVALS			NIGHTS			I - X 2021	
	I - X 2020 *	I - X 2021	Indices $\frac{I - X 2021}{I - X 2020}$	I - X 2020 *	I - X 2021	Indices $\frac{I - X 2021}{I - X 2020}$	Structure of nights %	Average number of nights by arrivals
TOTAL	175 012	420 808	240.4	437 179	1013 894	231,9	100,0	2,4
Albania	1 016	1 401	137.9	1 805	2 970	164,5	0,3	2,1
Austria	3 894	13 737	352.8	8 077	28 403	351,7	2,8	2,1
Belgium	544	2 970	546.0	1 391	6 916	497,2	0,7	2,3
Bulgaria	821	1 365	166.3	1 547	3 023	195,4	0,3	2,2
Montenegro	5 599	12 123	216.5	13 265	26 578	200,4	2,6	2,2
Czech Republic	1 013	3 010	297.1	1 660	6 382	384,5	0,6	2,1
Denmark	528	2 275	430.9	1 483	5 548	374,1	0,5	2,4
Estonia	33	334	900.0 1)	63	720	900,0 1)	0,1	2,2
Finland	155	467	301.3	417	2 211	530,2	0,2	4,7
France	1 423	7 670	539.0	3 227	21 800	675,6	2,2	2,8
Greece	465	1 224	263.2	1 114	2 958	265,5	0,3	2,4
Netherlands	1 886	7 460	395,5	4 306	17 945	416,7	1,8	2,4
Croatia	40 814	42 025	103,0	112 482	95 816	85,2	9,5	2,3
Ireland	366	745	203,6	912	1 765	193,5	0,2	2,4
Iceland	21	49	233,3	45	106	235,6	0,0	2,2

(continued on next page)

(continued)

	ARRIVALS			NIGHTS			I - X 2021	
	I - X 2020 *	I - X 2021	Indices $\frac{I - X 2021}{I - X 2020}$	I - X 2020 *	I - X 2021	Indices $\frac{I - X 2021}{I - X 2020}$	Structure of nights %	Average number of nights by arrivals
Italy	3 108	7 740	249.0	7 615	17 396	228.4	1,6	2,2
Cyprus	68	121	177.9	227	335	147.6	0.0	2,6
Latvia	32	196	612.5	77	577	749.4	0.1	3,4
Lithuania	536	323	60.3	758	697	92.0	0.1	2.0
Luxembourg	250	733	293.2	617	1 542	249.9	0.2	2,1
Hungary	1 236	4 626	374.3	4 257	10 653	250.2	1.0	2,3
Malta	15	36	240.0	45	129	286.7	0.0	4.0
Norway	383	1 027	268.1	992	2 552	257.3	0.2	2,5
Germany	5 459	22 540	412.9	13 396	55 194	412.0	5,4	2,5
Poland	1 003	7 228	720.6	2 546	14 886	584.7	1,5	2.0
Portugal	213	947	444.6	469	1 746	372.3	0.2	1,8
Romania	578	2 382	412.1	1 745	4 867	278.9	0.5	2.0
Russian Federation	1 096	2 606	237.8	2 774	5 495	198.1	0.5	2,1
Northern Macedonia	2 029	3 007	148.2	5 108	6 972	136.5	0.7	2,4
Slovakia	428	1 432	334.6	1 197	3 021	252.4	0.3	2,1
Slovenia	9 060	18 341	202.4	21 720	35 871	165.2	3,1	2.0
Serbia	50 334	75 392	149.8	126 191	159 280	126.2	16,4	2,1
Spain	727	2 696	370.8	1 554	5 046	324.7	0.5	2.0
Switzerland (including Liechtenstein)	1 589	6 994	440.2	4 022	15 744	391.4	1,6	2,3
Sweden	1 738	5 844	336.2	4 214	15 058	357.3	1,5	2,6
Turkey	6 719	18 252	271.6	15 212	38 103	250.5	3,4	2,1
United Kingdom	1 558	3 877	248.8	3 863	9 598	248.5	0,9	2,5
Ukraine	280	1 368	488.6	769	2 819	266.6	0.3	2,1
Other European countries	402	903	224.6	1 100	3 036	276.0	0.3	3,4
Egypt	190	497	261.6	600	1 406	234.3	0.1	2,9
South Africa	34	118	347.1	182	206	113.2	0.0	1,8
Other African countries	491	1 099	223.8	1 774	2 748	154.9	0.3	2,5
Canada	377	1 233	327.1	863	3 407	394.8	0.3	2,8
United States of America	3 923	12 095	308.3	7 952	25 726	323.5	2,5	2,1
Other Northern American countries	63	315	500.0	250	806	322.4	0.1	2,8
Brazil	295	396	134.2	775	853	110.1	0.1	2,2
Other Southern and Central American countries	398	1 091	274.1	1 047	2 442	233.2	0.2	2,2
Bahrain	566	8 751	900.0 1)	1 515	22 417	900.0 1)	2,4	2,5
India	148	677	457.4	383	2 153	562.1	0.2	3.0
Iran	81	138	170.4	921	610	66.2	0.0	5,1
Israel	243	6 338	900.0 1)	513	15 701	900.0 1)	1,5	2,4
Japan	426	265	62.2	1 093	729	66.7	0.1	2,8
Republic of Korea	1 535	98	6,4	1 654	265	16.0	0.0	2,8
Qatar	523	3 124	597.3	1 482	10 127	683.3	1,1	3,2
China	4 750	1 344	28,3	7 733	4 692	60.7	0.4	3,4
Kuwait	1 319	10 633	806.1	5 723	42 074	735.2 1)	4,4	4.0
Malaysia	868	104	12,0	1 415	199	14,1	0.0	2.0
Oman	576	6 096	900.0 1)	1 397	15 456	900.0 1)	1,6	2,5
Saudi Arabia	1 939	33 209	900.0 1)	5 860	85 546	900.0 1)	8,4	2,6
United Arab Emirates	5 784	43 690	755.4	15 759	131 710	835.8 1)	14.0	3.0
Other Asian countries	2 476	3 356	135.5	4 413	9 484	214.9	0.9	2,8
Australia	449	550	122,5	1 368	1 138	83.2	0.1	2.0
New Zealand	46	62	134,8	100	126	126.0	0.0	2,3
Other countries of Oceania	93	63	67,7	145	115	79.3	0.0	1,7

*) final data

1) Index higher than 900.0

**Structure of tourists nights according to the classification of activity¹⁾,
January - Oktober 2020 and 2021**

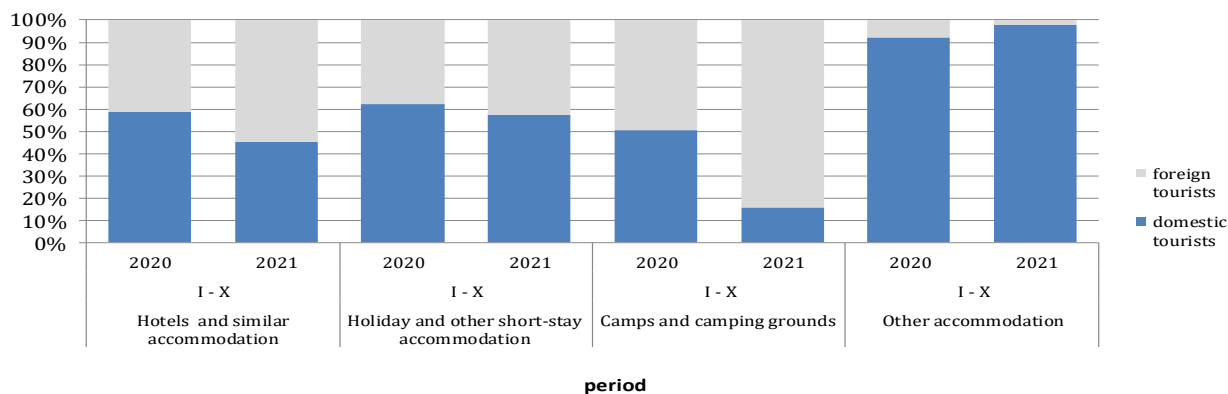


Table 3 : Tourist arrivals and nights according to the classification of activities 1)

	ARRIVALS			NIGHTS			I - X 2021
	I - X 2020 *	I - X 2021	Indeksi $\frac{I-X 2021}{I-X 2020}$	I - X 2020 *	I - X 2021	Indeksi $\frac{I-X 2021}{I-X 2020}$	Structure of nights %
TOTAL	432 081	808 268	187.1	1097 027	1914 453	174.5	100.0
Hotels and similar accommodation	410 260	771 433	188.0	1013 237	1777 386	175.4	92.8
Holiday and other short-stay accommodation	13 503	21 083	156.1	31 420	53 113	169.0	2,8
Camps and camping grounds	4 011	10 019	249.8	7 226	16 622	230.0	0.9
Other accommodation	4 307	5 733	133.1	45 144	67 332	149.1	3,5
Domestic tourists	257 069	387 460	150.7	659 848	900 559	136.5	47.0
Hotels and similar accommodation	242 350	365 675	150.9	595 021	801 659	134.7	41.9
Holiday and other short-stay accommodation	9 342	14 211	152.1	19 542	30 487	156.0	1,6
Camps and camping grounds	1 413	2 064	146.1	3 649	2 634	72.2	0.1
Other accommodation	3 964	5 510	139.0	41 636	65 779	158.0	3,4
Foreign tourist	175 012	420 808	240.4	437 179	1013 894	231.9	53.0
Hotels and similar accommodation	167 910	405 758	241.7	418 216	975 727	233.3	51.0
Holiday and other short-stay accommodation	4 161	6 872	165.2	11 878	22 626	190.5	1,2
Camps and camping grounds	2 598	7 955	306.2	3 577	13 988	391.1	0.7
Ostali smještaj	343	223	65.0	3 508	1 553	44.3	0.1

1) The Classification of Economic Activities of BiH 2010

*) final data

NOTES ON METHODOLOGY

The purpose of the statistical survey

The purpose of the statistical survey is to monitor the tourist activity realised in commercial accommodation establishments and to provide internationally comparable BiH's statistics of tourism in accordance with current EU standards for the tourism statistics.

Observation units

Observation units are all business entities /legal units which are, by the main activity, registered in accommodation activity (division 55 - KD BiH 2010), persons as well as households that rent accommodation establishments to tourists. For the purpose of the survey, Classification of Activities in Bosnia and Herzegovina - KD BiH 2010 was used, and it is fully compliant with the European Classification of Economic Activities - NACE Rev. 2.

Coverage

Reporting units are all business entities (enterprises, entrepreneurs, institutions, associations etc.) and parts thereof engaged in providing accommodation services in tourism registered according to the CA BiH 2010 under section : 55.1 (hotels and similar accommodation), 55.2 (holiday and other short - stay accommodation), 55.3 (camps and camping grounds), 55.9 (other accommodation), health institutions for their facilities in which persons stay for medical rehabilitation (costs are on persons themselves), business entities and parts thereof engaged in tourist stay in rural households, houses, camps, apartments and rooms directly rented by private persons/households. Survey covers the entire territory of Bosnia and Herzegovina.

Source and methods of data collection

Data on turnover of tourists (number of tourist arrivals and tourist nights) are collected from regular monthly report (TU-11 form). Reports are usually made on the basis of reception records in guest books, entities and their parts engaged in organising and arranging of tourists.

Definitions

Tourism means the activity of visitors taking a trip to a main destination outside their usual environment for less than a year, for leisure, business or other personal purpose other than to be employed by a resident entity in the place visited.

Tourist is every person who, outside his place of permanent residence, spends one night in a hotel or some other accommodation facility for reasons of rest, recreation, health, study, sport, religion, family, business, public tasks or meeting.

Residence is a place where a person came with the intention of permanent stay. Tourist is registered in every place or establishment where he stays and, therefore, in case he/she changes the place or establishment, he/she must register again, which results in data ambiguity. Consequently, the statistics register the number of tourist arrivals and not the number of tourists.

Domestic tourist is a person with permanent residence in the BiH who spends at least one night in a hotel or some other accommodation establishment outside their place or residence.

Foreign tourist is every person with permanent residence outside in BiH who temporarily resides in BiH and who spends at least one night in a hotel or some other accommodation establishment.

Symbols

- no occurrence

0,0 value not zero but less than 0,05 unit of measure use

Published by the Agency for Statistics of the Bosnia and Herzegovina, 71000 Sarajevo, Zelenih beretki 26

Phone: +387 (33) 911 911 | Telefax: +387 (33) 220 622

E-mail: bhas@bhas.gov.ba | Web site: www.bhas.gov.ba

Responsible persons:

Velimir Jukić, Assistant Director of Business Statistics

Vesna Čužić, Director

Prepared by: Alen Bajramović and Jasmina Omić



Please consider the environment before printing this document.