



PRIOPĆENJE

FIRST RELEASE



Obvezni ste da prilikom dozvoljenih radnji, u svom proizvodu ili aplikaciji navedete izvor podataka.
You are required to specify a data source when allowed in your product or application.

GODINA/YEAR XIV

SARAJEVO, 26.10.2022.

BROJ/NUMBER 9

POSLOVNE STATISTIKE / BUSINESS STATISTICS

INDEKS OBIMA INDUSTRIJSKE PROIZVODNJE U BOSNI I HERCEGOVINI ZA RUJAN 2022. GODINE – PRETHODNI PODACI¹⁾

VOLUME INDEX OF INDUSTRIAL PRODUCTION IN BOSNIA AND HERZEGOVINA SEPTEMBER 2022 - PRELIMINARY RESULTS¹⁾

Indeks obima industrijske proizvodnje - ukupno

Ukupna desezonirana industrijska proizvodnja u Bosni i Hercegovini u rujnu 2022. u poređenju sa kolovozom 2022. bilježi rast za 0,2%.

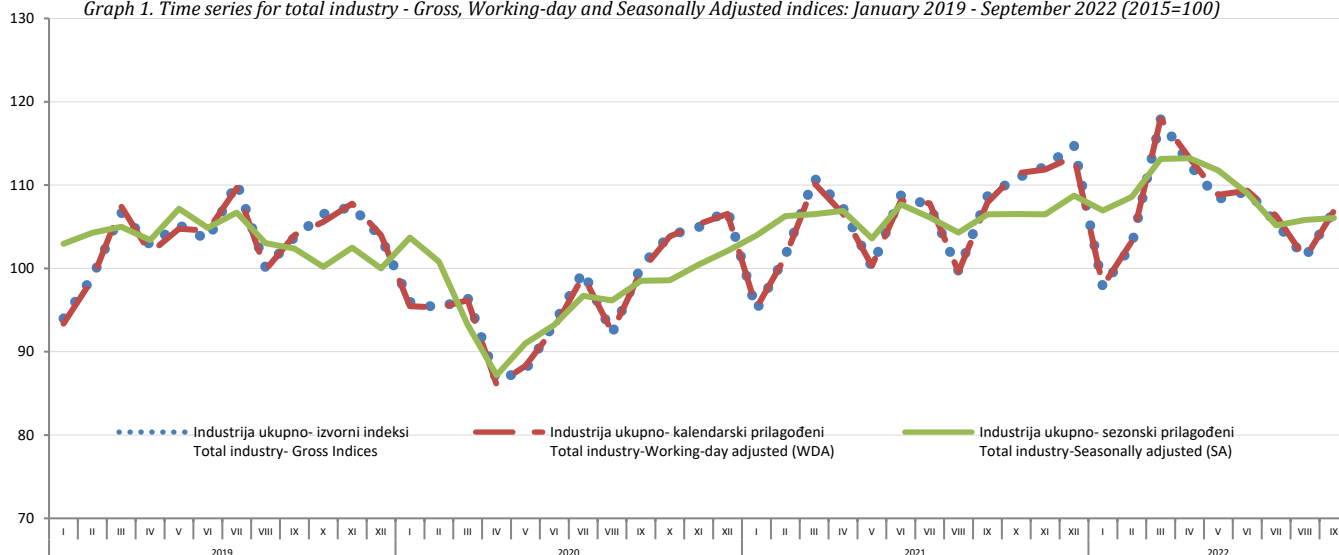
U rujnu 2022. u poređenju sa rujno 2021. industrijska proizvodnja u Bosni i Hercegovini, kalendarski prilagođena, bilježi pad za 1,0%.

Industrial production volume index - Total

Total seasonally adjusted industrial production in Bosnia and Herzegovina in September 2022, compared to August 2022, is increased by 0.2%.

In September 2022, compared to September 2021, industrial production in Bosnia and Herzegovina, the calendar adjusted, is decreased by 1.0%.

Grafik 1. Vremenska serija industrija ukupno - izvorni, kalendarski i sezonski prilagođeni indeksi: siječanj 2019 - rujan 2022 (2015=100)
Graph 1. Time series for total industry - Gross, Working-day and Seasonally Adjusted indices: January 2019 - September 2022 (2015=100)



Indeks obujma industrijske proizvodnje prema GIG agregatima

Industrial production volume index, according to the MIGs

¹⁾ Prethodni rezultati postaju konačni danom objavljivanja saopštenja za naredni mjesec.
Preliminary results become final as of publishing press release for the next month

Mjesečna poređenja

U rujnu 2022. u odnosu na kolovoz 2022. proizvodnja Trajnih proizvoda za široku uporabu je veća za 18,6%, proizvodnja Intermedijarnih proizvoda veća za 2,5%, proizvodnja Netrajnih proizvoda za široku uporabu veća za 1,2%, dok je proizvodnja Kapitalnih proizvoda manja za 7,8%, a proizvodnja Energije manja za 10,9%.

Godišnja poređenja

U rujnu 2022. u odnosu na rujnu 2021. proizvodnja Kapitalnih proizvoda je veća za 4,9%, proizvodnja Trajnih proizvoda za široku uporabu veća za 3,5%, proizvodnja Intermedijarnih proizvoda veća za 2,1%, dok je proizvodnja Netrajnih proizvoda za široku uporabu manja za 0,8%, a Energije manja za 13,4%.

Indeks obujma industrijske proizvodnje prema područjima KD BiH 2010 (EU NACE Rev.2)

Mjesečna poređenja

Za područja KD BiH 2010. sezonski prilagođena industrijska proizvodnja u rujnu 2022. u poređenju sa kolovozom 2022. u području Prerađivačka industrija je zabilježen rast za 1,2%, dok je u području Proizvodnja i opskrba električnom energijom i gasom zabilježen pad za 3,8%, te Vađenje ruda i kamena zabilježen pad za 12,5%.

Godišnja poređenja

U rujnu 2022. u poređenju sa rujnom 2021. industrijska proizvodnja, kalendarski prilagođena, bilježi rast u području Prerađivačka industrija za 1,9%, dok je u području Proizvodnja i opskrba električnom energijom i gasom zabilježen pad za 11,6%, Vađenje ruda i kamena zabilježen pad za 13,5%.

Indeksi obujma industrijske proizvodnje prema oblastima KD BiH 2010(EU NACE Rev.2)

Mjesečna poređenja

Posmatrano po oblastima djelatnosti (stope izračunate iz sezonski prilagođenih indeksa) u rujnu 2022. u odnosu na kolovoz 2022. najveći rast zabilježen je u oblasti 30 - Ostala prijevozna sredstva (135,8%), oblasti 13 - Tekstil (35,7%), i oblasti 32 - Ostala prerađivačka industrija (26,5%). Najveći pad industrijske proizvodnje u rujnu 2022. u odnosu na kolovoz iste godine zabilježen je u oblasti 12 - Duhanski proizvodi (100,0%), oblasti 07 - Metalne rude (21,6%), i oblasti 05 - Ugalj i lignit (18,3%).

Godišnja poređenja

Posmatrano po oblastima djelatnosti (stope izračunate iz kalendarski prilagođenih indeksa) u rujnu 2022. u poređenju sa rujnom 2021. najveći rast zabilježen je u oblasti 29 - Motorna vozila, prikolice i poluprikolice (30,7%) i oblasti 18 - Tiskanje i umnožavanje snimljenih zapisa (19,4%). Najveći pad industrijske proizvodnje u rujnu 2022. u poređenju sa rujnom 2021 godine zabilježen je u oblasti 12 - Duhanski proizvodi (100,0%) i oblasti 13 - Tekstil (41,3%).

Monthly comparison

In September 2022, compared to August 2022, production of Consumer durables increased by 18.6%, production of Intermediate goods increased by 2.5%, production of Consumer non-durables increased by 1.2%, while production of Capital goods decreased by 7.8%, and production of Energy decreased by 10.9%.

Annual comparison

In August 2022 compared to August 2021, production of Capital goods increased by 16.4%, production of Intermediate goods increased by 0.8%, and production of Consumer non-durables increased by 0.3%, while production of Energy decreased by 1.0%, and production of Consumer durables decreased by 12.8%.

Industrial production volume index, according to the KD BiH 2010 (EU NACE Rev.2) sections

Monthly comparison

According to sections of KD BiH 2010, seasonally adjusted industrial production in September 2022 compared to August 2022 in section Manufacturing increased by 1.2%, while in section Electricity and gas supply decreased by 3.8%, and Mining and quarrying decreased by 12.5%.

Annual comparison

In September 2022, compared to September 2021, calendar adjusted industrial production increased in section Manufacturing by 1.9%, while in section Electricity and gas supply decreased by 11.6%, Mining and quarrying decreased by 13.5%.

Indices of industrial production according to the KD BiH 2010 (EU NACE Rev.2) sections

Monthly comparison

Broken down by divisions of activities (rates are calculated from seasonally adjusted indices) in September 2022 compared to August 2022, the highest growth is recorded in the following divisions: division 30 - Other transport equipment (135.8%), division 13 - Textiles (35.7%), and division 32 - Other manufactured goods (26.5%). The largest decline in industrial production in September 2022 compared to August this year was recorded in the following divisions: division 12 - Tobacco products (100.0%), division 07 - Metal ores (21.6%), and division 05 - Coal and lignite (18.3%).

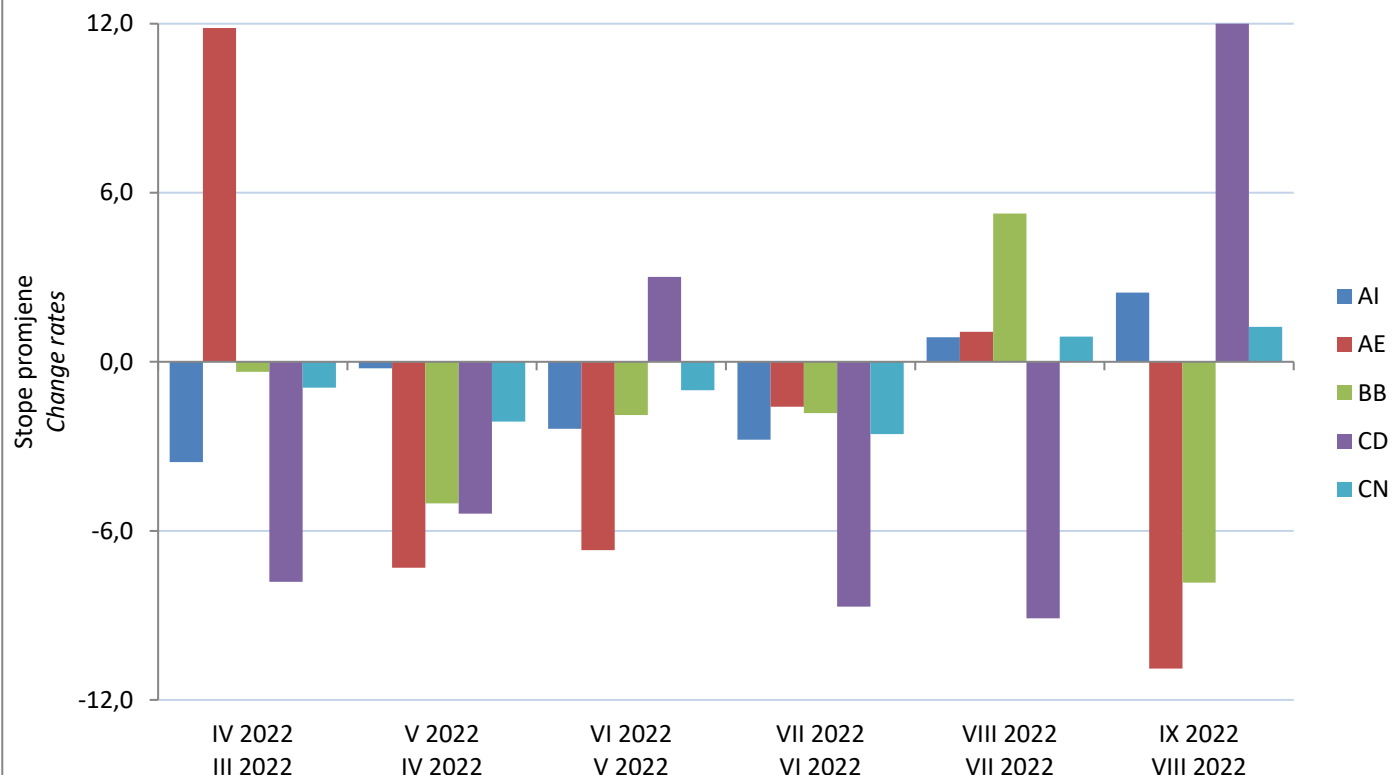
Annual comparison

Broken down by divisions of activities (rates are calculated from calendar adjusted indices) in September 2022 compared to September 2021, the highest growth is recorded in the following divisions: division 29 - Motor vehicles, trailers and semi-trailers (30.7%) and division 18 - Printing and reproduction services of recorded media (19.4%). The largest decline in industrial production in September 2022 compared to September 2021, was recorded in the following divisions: division 12 - Tobacco products (100.0%) and division 13 - Textiles (41.3%).

TABELA 1. MJESEČNE STOPE PROMJENA IZRAČUNATE IZ DESEZONIRANIH INDEKSA OBIMA INDUSTRIJSKE PROIZVODNJE, RUJAN 2022.
TABLE 1. MONTH-ON-MONTH GROWTH RATES CALCULATED FROM SEASONALLY ADJUSTED VOLUME INDICES ON INDUSTRIAL PRODUCTION, SEPTEMBER 2022

| | | IV 2022 | V 2022 | VI 2022 | VII 2022 | VIII 2022 | IX 2022 | | |
|----------|---|-------------|-------------|-------------|-------------|-------------|--------------|----------|--|
| | | III 2022 | IV 2022 | V 2022 | VI 2022 | VII 2022 | VIII 2022 | | |
| | Ukupno industrija | 0.1 | -1.3 | -2.5 | -3.5 | 0.6 | 0.2 | | Total industry |
| | Glavne industrijske grupe (GIG) | | | | | | | | Main Industrial Groups (MIGs) |
| AI | Intermedijarni proizvodi | -3.6 | -0.2 | -2.4 | -2.8 | 0.9 | 2.5 | AI | Intermediate goods |
| AE | Energija | 11.9 | -7.3 | -6.7 | -1.6 | 1.1 | -10.9 | AE | Energy |
| BB | Kapitalni proizvodi | -0.4 | -5.0 | -1.9 | -1.8 | 5.3 | -7.8 | BB | Capital goods |
| CD | Trajni proizvodi za široku uporabu | -7.8 | -5.4 | 3.0 | -8.7 | -9.1 | 18.6 | CD | Consumer durables |
| CN | Netrajni proizvodi za široku uporabu | -0.9 | -2.1 | -1.0 | -2.6 | 0.9 | 1.2 | CN | Consumer non-durables |
| | Područja i oblasti KD BIH 2010 | | | | | | | | NACE Rev.2 Sections and Divisions |
| B | VAĐENJE RUDA I KAMENA | 4.6 | 0.0 | -7.7 | -2.9 | 7.0 | -12.5 | B | MINING AND QUARRYING |
| | 05 Vađenje ugljena i lignita | 5.6 | 0.8 | -9.1 | -1.0 | 6.6 | -18.3 | | 05 Mining of coal and lignite |
| | 07 Vađenje metalnih ruda | -6.2 | -0.9 | -3.2 | -16.3 | 22.5 | -21.6 | | 07 Mining of metal ores |
| | 08 Vađenje ostalih ruda i kamena | -4.3 | 4.4 | -7.8 | -0.5 | 4.7 | 5.5 | | 08 Other mining and quarrying |
| C | PRERAĐIVAČKA INDUSTRIJA | -4.2 | -0.7 | -1.0 | -2.7 | 0.8 | 1.2 | C | MANUFACTURING |
| | 10 Proizvodnja prehrambenih proizvoda | -6.2 | 1.8 | -0.4 | 0.4 | 2.0 | -1.5 | | 10 Manufacture of food products |
| | 11 Proizvodnja pića | -8.4 | 5.3 | 0.8 | -3.8 | 9.5 | -1.9 | | 11 Manufacture of beverages |
| | 12 Proizvodnja duhanskih proizvoda | -100.0 | -100.0 | -100.0 | -100.0 | -100.0 | 0.0 | | 12 Manufacture of tobacco products |
| | 13 Proizvodnja tekstila | -3.3 | -9.1 | -2.9 | -13.9 | -27.7 | 35.7 | | 13 Manufacture of textiles |
| | 14 Proizvodnja odjeće | -3.7 | 3.4 | 0.4 | -8.1 | -10.3 | 8.9 | | 14 Manufacture of wearing apparel |
| | 15 Proizvodnja kože i srodnih proizvoda | 6.0 | -16.6 | 7.2 | -7.4 | -7.8 | 10.7 | | 15 Manufacture of leather and related products |
| | 16 Prerada drva i proizvoda od drva i pluta, osim namještaja; proizvodnja predmeta od slame i pletarskih materijala | -3.4 | 2.0 | 13.1 | -18.3 | -4.6 | 2.8 | | 16 Manufacture of wood and of products of wood and cork, except furniture; manufacture of articles of straw and plaiting materials |
| | 17 Proizvodnja papira i proizvoda od papira | -18.3 | 2.5 | 3.4 | -11.0 | 9.7 | -0.7 | | 17 Manufacture of paper and paper products |
| | 18 Tiskanje i umnožavanje snimljenih zapisa | -3.3 | 12.1 | 1.9 | -3.1 | 0.8 | -2.2 | | 18 Printing and reproduction of recorded media |
| | 19 Proizvodnja koksa i rafiniranih naftnih proizvoda | -0.3 | 4.6 | 0.1 | -7.1 | -7.6 | -8.9 | | 19 Manufacture of coke and refined petroleum products |
| | 20 Proizvodnja kemikalija i kemijskih proizvoda | -9.1 | 0.2 | 5.0 | -7.5 | 8.4 | -1.6 | | 20 Manufacture of chemicals and chemical products |
| | 21 Proizvodnja osnovnih farmaceutskih proizvoda i farmaceutskih pripravaka | -2.7 | -7.0 | -4.0 | 8.8 | 2.1 | 14.4 | | 21 Manufacture of basic pharmaceutical products and pharmaceutical preparations |
| | 22 Proizvodnja proizvoda od gume i plastičnih masa | 1.0 | -0.8 | -5.2 | 2.3 | -3.6 | 9.4 | | 22 Manufacture of rubber and plastic products |
| | 23 Proizvodnja ostalih nemetalnih mineralnih proizvoda | 3.8 | -1.3 | -1.0 | -6.1 | 2.2 | 5.6 | | 23 Manufacture of other non-metallic mineral products |
| | 24 Proizvodnja baznih metala | -9.6 | 5.0 | -27.2 | 30.9 | -10.6 | 0.1 | | 24 Manufacture of basic metals |
| | 25 Proizvodnja gotovih metalnih proizvoda, osim strojeva i opreme | -7.0 | -6.6 | 2.6 | -7.5 | -0.4 | -1.7 | | 25 Manufacture of fabricated metal products, except machinery and equipment |
| | 26 Proizvodnja računala te elektroničkih i optičkih proizvoda | -0.4 | -20.9 | 17.2 | -25.3 | 22.6 | 9.3 | | 26 Manufacture of computer, electronic and optical products |
| | 27 Proizvodnja električne opreme | -8.9 | 5.0 | 1.1 | -2.5 | 5.1 | -2.5 | | 27 Manufacture of electrical equipment |
| | 28 Proizvodnja strojeva i uređaja, d. n. | 1.4 | -0.8 | -2.9 | 0.5 | -5.4 | 4.7 | | 28 Manufacture of machinery and equipment n.e.c. |
| | 29 Proizvodnja motornih vozila, prikolica i poluprikolica | 4.1 | -6.8 | -12.3 | 20.3 | 0.6 | -2.1 | | 29 Manufacture of motor vehicles, trailers and semi-trailers |
| | 30 Proizvodnja ostalih prijevoznih sredstava | 42.3 | -67.8 | 100.8 | -30.4 | -40.2 | 135.8 | | 30 Manufacture of other transport equipment |
| | 31 Proizvodnja namještaja | -10.5 | -3.6 | 5.4 | -7.5 | -8.8 | 19.4 | | 31 Manufacture of furniture |
| | 32 Ostala prerađivačka industrija | 5.8 | -7.9 | 0.3 | 3.9 | -10.2 | 26.5 | | 32 Other manufacturing |
| | 33 Popravak i instaliranje strojeva i opreme | -4.0 | -4.1 | 0.2 | -1.9 | 3.6 | -1.7 | | 33 Repair and installation of machinery and equipment |
| D | Proizvodnja i snabdjevanje električnom energijom, plinom, parom i klimatizacija (izuzev grane 35.3 - proizvodnja i snabdjevanje parom i klimatizacija) | 14.2 | -7.6 | -4.8 | -3.7 | -2.0 | -3.8 | D | Electricity, gas, steam and air conditioning supply (except group 35.3 - Steam and air conditioning supply) |
| | 35 Proizvodnja i opskrba električnom energijom, plinom, parom i klimatizacija | 1,2 | 14,2 | -7,6 | -4,7 | -3,7 | -2,0 | | 35 Electricity, gas, steam and air conditioning supply |

Grafik 2. Mjesečne stope promjena izračunate iz desezoniranih indeksa za Glavne industrijske grupe (GIG)
Graph 2. Monthly change rates calculated from seasonally adjusted indices for Main Industrial Groups (MIGs)



Grafik 3. Mjesečne stope promjena izračunate iz desezoniranih indeksa za ukupno industriju i područja djelatnosti

Graph 3. Monthly change rates calculated from seasonally adjusted indices for Total Industry and divisions

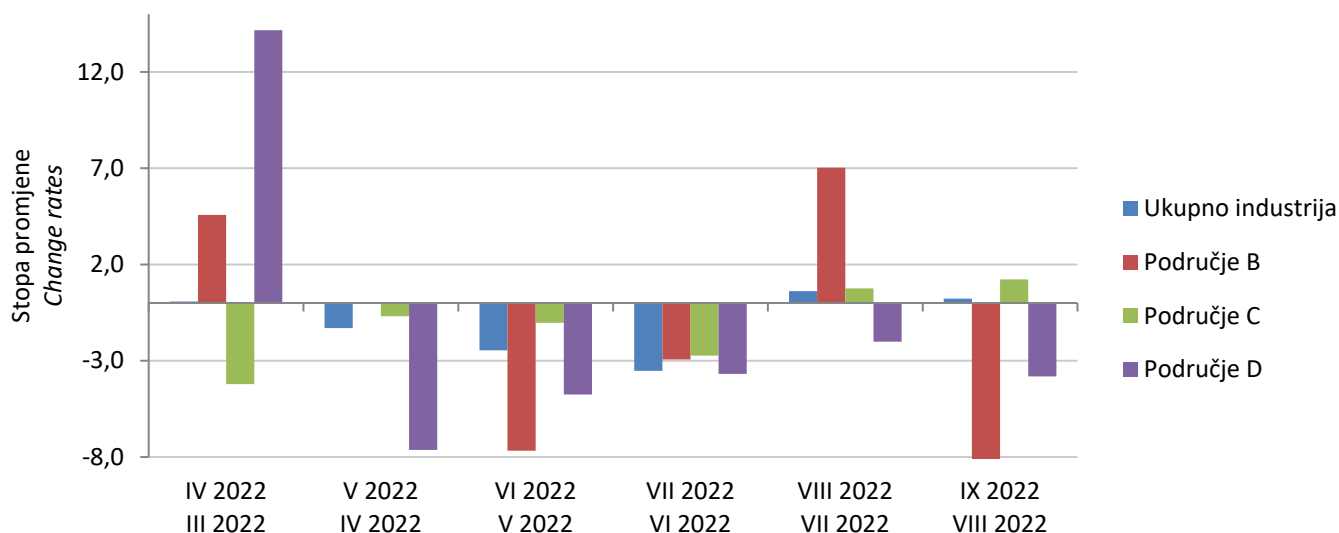


TABELA 2. GODIŠNJE STOPE PROMJENA IZRAČUNATE IZ KALENDARSKI PRILAGOĐENIH INDEKSA OBUJMA INDUSTRIJSKE PROIZVODNJE, RUJAN 2022.
TABLE 2. YEAR-ON-YEAR GROWTH RATES CALCULATED FROM WORKING-DAY ADJUSTED VOLUME INDICES ON INDUSTRIAL PRODUCTION, SEPTEMBER 2022

| | | <u>IV 2022</u> | <u>V 2022</u> | <u>VI 2022</u> | <u>VII 2022</u> | <u>VIII 2022</u> | <u>IX 2022</u> | <u>I - IX 2022</u> | |
|----------|---|----------------|---------------|----------------|-----------------|------------------|----------------|--------------------|--|
| | | IV 2021 | V 2021 | VI 2021 | VII 2021 | VIII 2021 | IX 2021 | I - IX 2021 | |
| | Ukupno industrija | 6.3 | 8.5 | 1.1 | -1.4 | 1.6 | -1.0 | 3.0 | Total industry |
| | Glavne industrijske grupe (GIG) | | | | | | | | Main Industrial Groups (MIGs) |
| AI | Intermedijarni proizvodi | 6.5 | 10.6 | -1.0 | 1.6 | 0.8 | 2.1 | 5.1 | AI Intermediate goods |
| AE | Energija | 9.8 | 8.0 | 0.0 | -3.1 | -1.0 | -13.4 | -3.1 | AE Energy |
| BB | Kapitalni proizvodi | 9.4 | 2.6 | 4.0 | 2.7 | 16.4 | 4.9 | 9.5 | BB Capital goods |
| CD | Trajni proizvodi za široku potrošnju | 0.3 | 2.5 | -6.6 | -7.6 | -12.8 | 3.5 | 0.0 | CD Consumer durables |
| CN | Netrajni proizvodi za široku potrošnju | 5.6 | 12.1 | 2.2 | -3.4 | 0.3 | -0.8 | 3.7 | CN Consumer non-durables |
| | Područja i oblasti KD BIH 2010 | | | | | | | | NACE Rev.2 Sections and Divisions |
| B | PROIZVODI RUDARSTVA I VAĐENJA KAMENA | 5.3 | 6.4 | -6.7 | -7.5 | 5.3 | -13.5 | -2.1 | B MINING AND QUARRYING |
| 05 | Ugljen i lignit | 12.6 | 11.9 | -1.6 | -3.2 | 7.6 | -18.0 | 0.7 | 05 Coal and lignite |
| 07 | Metalne rude | -9.2 | 4.1 | -18.7 | -23.9 | 0.0 | -21.1 | -9.4 | 07 Metal ores |
| 08 | Ostali proizvodi od ruda i kamena | -10.9 | -12.5 | -19.0 | -9.1 | 3.5 | 13.7 | -6.7 | 08 Other mining and quarrying products |
| C | PROIZVODI PRERAĐIVAČKE INDUSTRIJE | 6.6 | 9.2 | 1.6 | -0.1 | 1.7 | 1.9 | 5.5 | C MANUFACTURED PRODUCTS |
| 10 | Prehrambeni proizvodi | 2.5 | 11.3 | 1.6 | 0.3 | 6.5 | 4.8 | 4.9 | 10 Food products |
| 11 | Pića | 2.5 | 10.2 | 7.9 | -7.5 | 4.7 | -9.0 | -0.2 | 11 Beverages |
| 12 | Duhanski proizvodi | -100.0 | -100.0 | -100.0 | -100.0 | -100.0 | -100.0 | -86.7 | 12 Tobacco products |
| 13 | Tekstil | 2.5 | 3.2 | -30.0 | -43.8 | -60.9 | -41.3 | -20.5 | 13 Textiles |
| 14 | Odjeća | 7.4 | 33.8 | 20.4 | 7.1 | -8.4 | -3.7 | 10.3 | 14 Wearing apparel |
| 15 | Koža i srodni proizvodi | 12.8 | 0.6 | 4.6 | 5.6 | 4.8 | -0.8 | 7.1 | 15 Leather and related products |
| 16 | Drvo i proizvodi od drva i pluta, osim namještaja; proizvodi od slame i pletarskih materijala | 5.7 | 12.1 | 23.6 | -6.1 | -2.4 | -5.4 | 7.2 | 16 Wood and of products of wood and cork, except furniture; articles of straw and plaiting materials |
| 17 | Papir i proizvodi od papira | 1.3 | 4.7 | 9.9 | -8.7 | -6.3 | -3.4 | 3.1 | 17 Paper and paper products |
| 18 | Tiskani materijali i snimljeni zapisi | 13.2 | 18.2 | 21.8 | 19.1 | 24.5 | 19.4 | 16.6 | 18 Printing and reproduction services of recorded media |
| 19 | Koks i rafinirani naftni proizvodi | -7.5 | -8.3 | -11.6 | -13.0 | -10.6 | -21.5 | -9.6 | 19 Coke and refined petroleum products |
| 20 | Kemikalije i kemijski proizvodi | 3.5 | 12.3 | 1.3 | -3.3 | 8.8 | 7.4 | 6.5 | 20 Chemicals and chemical products |
| 21 | Osnovni farmaceutski proizvodi i farmaceutski pripravci | -3.8 | 0.2 | -13.8 | -14.9 | -6.0 | 15.9 | -0.5 | 21 Basic pharmaceutical products and pharmaceutical preparations |
| 22 | Proizvodi od gume i plastike | 12.4 | 18.5 | 5.5 | 16.1 | 2.4 | 16.0 | 11.4 | 22 Rubber and plastic products |
| 23 | Ostali nemetalni mineralni proizvodi | 13.6 | 7.7 | 2.5 | -1.0 | 4.4 | 9.3 | 8.5 | 23 Other non-metallic mineral products |
| 24 | Bazni metali | 11.3 | 35.3 | -18.7 | 21.7 | -3.1 | -1.8 | 10.8 | 24 Basic metals |
| 25 | Gotovi metalni proizvodi, osim strojeva i opreme | 6.1 | 6.4 | 6.4 | 2.3 | 17.9 | 3.3 | 10.6 | 25 Fabricated metal products, except machinery and equipment |
| 26 | Računala, elektronički i optički proizvodi | -18.7 | -15.3 | 3.1 | -17.7 | -4.3 | 8.4 | -7.7 | 26 Computer, electronic and optical products |
| 27 | Električna oprema | -5.7 | 6.1 | 8.8 | 1.6 | 14.8 | 7.0 | 5.0 | 27 Electrical equipment |
| 28 | Strojevi i uređaji, d. n. | 4.2 | 12.5 | -2.2 | -2.7 | -6.7 | -5.9 | 0.2 | 28 Machinery and equipment n.e.c. |
| 29 | Motorna vozila, prikolice i poluprikolice | 31.2 | 17.5 | -19.6 | 27.1 | 51.5 | 30.7 | 15.8 | 29 Motor vehicles, trailers and semi-trailers |
| 30 | Ostala prijevozna sredstva | 51.6 | -72.4 | -3.6 | -62.0 | -84.8 | -34.7 | -32.6 | 30 Other transport equipment |
| 31 | Namještaj | 1.6 | 3.8 | -6.0 | -6.9 | -14.6 | 4.5 | 1.0 | 31 Furniture |
| 32 | Ostala prerađivačka industrija | -2.6 | -3.7 | -6.9 | -10.5 | -16.0 | 13.3 | -0.7 | 32 Other manufactured goods |
| 33 | Usluge popravka i instaliranje strojeva i opreme | -5.6 | -6.6 | -6.4 | 1.7 | 7.7 | 3.0 | 0.1 | 33 Repair and installation services of machinery and equipment |
| D | Proizvodnja i snabdjevanje električnom energijom, plinom, parom i klimatizacija (izuzev grane 35.3 - proizvodnja i snabdjevanje parom i klimatizacija) | 9.6 | 7.3 | 0.9 | -2.8 | -3.9 | -11.6 | -4.1 | D Electricity, gas, steam and air conditioning supply (except group 35.3 - Steam and air conditioning supply) |
| 35 | Električna energija, plin, para i klimatizacija | 9.6 | 7.3 | 0.9 | -2.8 | -3.9 | -11.6 | -4.1 | 35 Electricity, gas, steam and air conditioning |

**Grafik 4. Godišnje stope promjene industrijske proizvodnje iz kalendarski prilagođenih indeksa,
I - IX 2022 / I - IX 2021**

*Graph 4. Year-on-year change rates of industrial production from working-day adjusted indices,
I - IX 2022 / I - IX 2021*

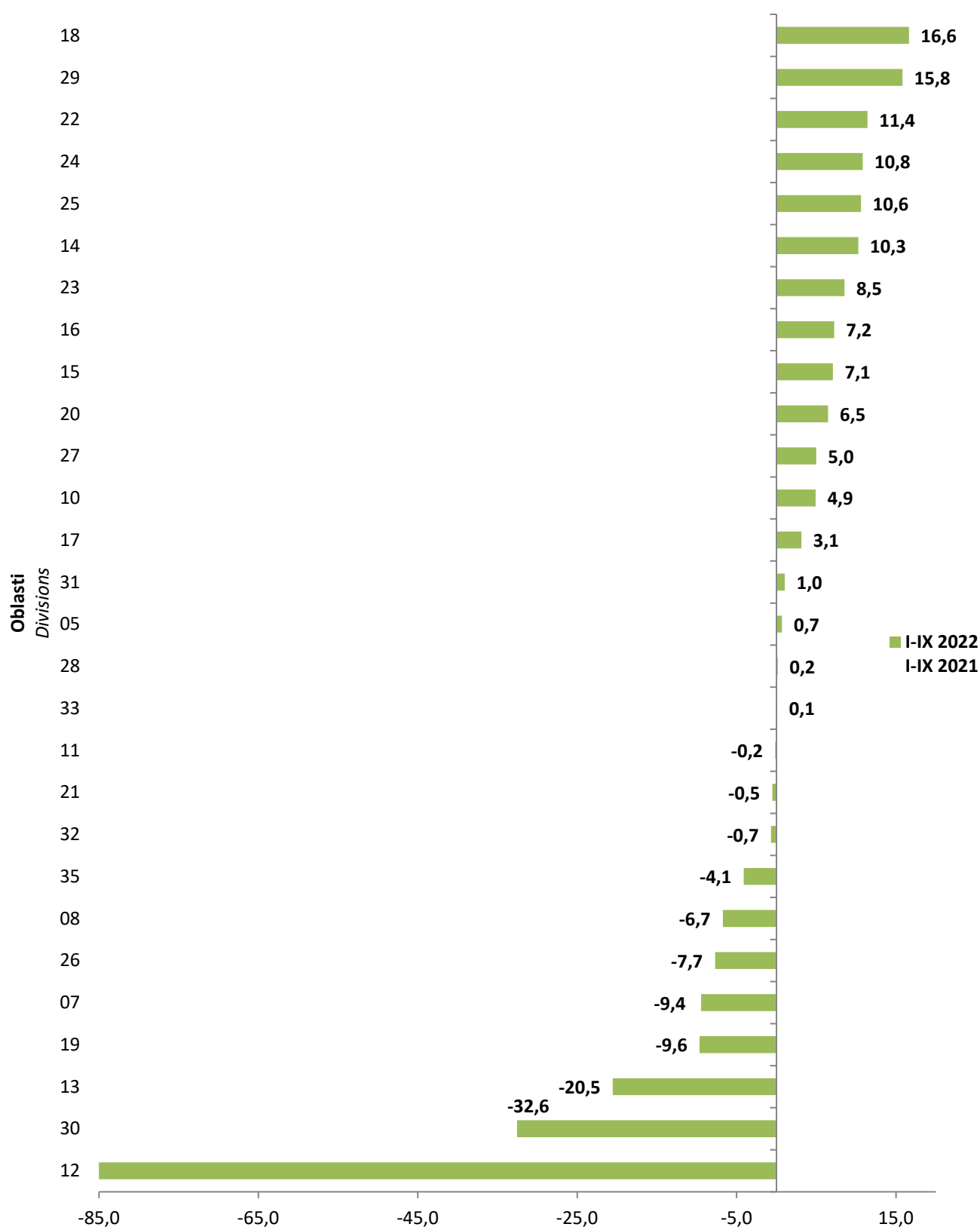


TABELA 3. IZVORNI INDEKSI OBIMA INDUSTRIJSKE PROIZVODNJE - UKUPNO, PREMA GIG, PODRUČJIMA I OBLASTIMA KD BIH 2010 (NACE Rev.2), RUJAN 2022.
TABLE 3. GROSS VOLUME INDICES ON INDUSTRIAL PRODUCTION - TOTAL, ACCORDING TO MIGs, KD BIH 2010 (NACE Rev.2) SECTIONS AND DIVISIONS, SEPTEMBER 2022

| | | Struktura Structure | <u>IX 2022</u> ϕ 2021 | <u>IX 2022</u> IX 2021 | <u>I - IX 2022</u> I - IX 2021 | | |
|--------------------------|---|------------------------|--------------------------|---------------------------|-----------------------------------|-----------------------|---|
| Ukupno industrija | | 100.00 | 100.5 | 98.4 | 102.4 | Total industry | |
| AI | Intermedijarni proizvodi | 34.14 | 110.1 | 102.2 | 104.8 | AI | Intermediate goods |
| AE | Energija | 25.71 | 75.2 | 85.3 | 94.8 | AE | Energy |
| BB | Kapitalni proizvodi | 13.75 | 108.8 | 103.9 | 109.4 | BB | Capital goods |
| CD | Trajni proizvodi za široku uporabu | 5.41 | 105.4 | 104.0 | 100.0 | CD | Consumer durables |
| CN | Netrajni proizvodi za široku uporabu | 20.99 | 109.0 | 99.2 | 103.9 | CN | Consumer non-durables |
| B | PROIZVODI RUDARSTVA I VAĐENJA KAMENA | 8.79 | 92.5 | 86.9 | 98.2 | B | MINING AND QUARRYING |
| 05 | Ugljen i lignit | 6.14 | 86.9 | 82.3 | 100.3 | 05 | Coal and lignite |
| 07 | Metalne rude | 1.30 | 89.6 | 78.6 | 90.7 | 07 | Metal ores |
| 08 | Ostali proizvodi od ruda i kamena | 1.35 | 120.8 | 116.0 | 95.8 | 08 | Other mining and quarrying products |
| C | PROIZVODI PRERAĐIVAČKE INDUSTRIJE | 72.10 | 109.1 | 101.8 | 105.4 | C | MANUFACTURED PRODUCTS |
| 10 | Prehrambeni proizvodi | 8.82 | 111.1 | 104.1 | 105.3 | 10 | Food products |
| 11 | Pića | 2.61 | 112.4 | 88.9 | 99.1 | 11 | Beverages |
| 12 | Duhanski proizvodi | 0.01 | 0.0 | 0.0 | 14.3 | 12 | Tobacco products |
| 13 | Tekstil | 1.66 | 69.6 | 61.0 | 82.5 | 13 | Textiles |
| 14 | Odjeća | 2.18 | 104.9 | 98.1 | 112.3 | 14 | Wearing apparel |
| 15 | Koža i srodni proizvodi | 3.17 | 105.4 | 97.8 | 106.5 | 15 | Leather and related products |
| 16 | Drvo i proizvodi od drva i pluta, osim namještaja; proizvodi od slame i pletarskih materijala | 4.66 | 105.4 | 94.1 | 105.8 | 16 | Wood and of products of wood and cork, except furniture; articles of straw and plaiting materials |
| 17 | Papir i proizvodi od papira | 2.13 | 106.4 | 95.7 | 102.5 | 17 | Paper and paper products |
| 18 | Tiskani materijali i snimljeni zapisi | 1.17 | 136.6 | 118.3 | 117.1 | 18 | Printing and reproduction services of recorded media |
| 19 | Koks i rafinirani naftni proizvodi | 0.46 | 76.8 | 78.1 | 90.5 | 19 | Coke and refined petroleum products |
| 20 | Kemikalije i kemijski proizvodi | 4.00 | 107.9 | 106.6 | 105.9 | 20 | Chemicals and chemical products |
| 21 | Osnovni farmaceutski proizvodi i farmaceutski pripravci | 1.37 | 129.9 | 125.7 | 99.5 | 21 | Basic pharmaceutical products and pharmaceutical preparations |
| 22 | Proizvodi od gume i plastike | 4.69 | 118.7 | 114.7 | 109.8 | 22 | Rubber and plastic products |
| 23 | Ostali nemetalni mineralni proizvodi | 3.56 | 129.2 | 109.7 | 108.6 | 23 | Other non-metallic mineral products |
| 24 | Bazni metali | 3.61 | 102.7 | 98.3 | 111.3 | 24 | Basic metals |
| 25 | Gotovi metalni proizvodi, osim strojeva i opreme | 12.60 | 109.4 | 102.5 | 109.7 | 25 | Fabricated metal products, except machinery and equipment |
| 26 | Računala, elektronički i optički proizvodi | 0.27 | 114.9 | 105.8 | 90.5 | 26 | Computer, electronic and optical products |
| 27 | Električna oprema | 2.60 | 111.5 | 106.4 | 104.5 | 27 | Electrical equipment |
| 28 | Strojevi i uređaji, d. n. | 2.70 | 102.7 | 93.6 | 99.8 | 28 | Machinery and equipment n.e.c. |
| 29 | Motorna vozila, prikolice i poluprikolice | 2.11 | 110.9 | 119.4 | 102.2 | 29 | Motor vehicles, trailers and semi-trailers |
| 30 | Ostala prijevozna sredstva | 0.11 | 66.0 | 69.7 | 67.7 | 30 | Other transport equipment |
| 31 | Namještaj | 5.18 | 106.7 | 104.9 | 101.1 | 31 | Furniture |
| 32 | Ostala prerađivačka industrija | 0.99 | 88.1 | 106.5 | 95.8 | 32 | Other manufactured goods |
| 33 | Usluge popravka i instaliranje strojeva i opreme | 1.44 | 103.7 | 102.6 | 99.2 | 33 | Repair and installation services of machinery and equipment |
| D | PROIZVODI I OPSKRBA ELEKTRIČNOM ENERGIJOM, PLINOM, PAROM I KLIMATIZACIJA | 19.11 | 71.4 | 86.7 | 93.2 | D | ELECTRICITY, GAS, STEAM AND AIR CONDITIONING |
| 35 | Električna energija, plin, para i klimatizacija | 19.11 | 71.4 | 86.7 | 93.2 | 35 | Electricity, gas, steam and air conditioning |

METODOLOŠKA OBJAŠNENJA

Počevši sa priopćenjem za ožujak 2013. promijenjen je koncept objavljivanja rezultata indeksa industrijske proizvodnje u Bosni i Hercegovini. Agencija za statistiku BiH i entitetski zavodi za statistiku su uskladili prezentaciju i interpretaciju indeksa industrijske proizvodnje s onom koja je propisana EU uredbama o kratkoročnim poslovnim statistikama i preporukama Eurostata o publiciranju indeksa industrijske proizvodnje. Uredbe i preporuke su namijenjene državama članicama EU, kao i zemljama koje su u procesu pridruživanja, a u cilju harmoniziranog izračuna i prezentiranja ovog pokazatelja.

Stoga su svi rezultati indeksa industrijske proizvodnje (industrija ukupno, agregati po industrijskim djelatnostima i specijalni GIG agregati) u priopćenju tabelarno prezentirani u tri oblika:

- Desezonirani pokazatelji
- Kalendarski prilagođeni pokazatelji
- Izvorni indeksi industrijske proizvodnje

Sukladno pomenutim preporukama, indeks industrijska proizvodnje se tumači:

- Mjesečnom stopom rasta izračunatom iz desezoniranih indeksa
- Godišnjom stopom rasta izračunatom iz kalendarski prilagođenih indeksa

Iz tog razloga komentari dati na samom priopćenju ne uključuju komentare za Izvorne indekse.

Izvorni indeksi u priopćenju se prikazuju tabelarno na način na koji su prikazivani u dosadašnjim priopćenjima radi održavanja dosljednosti prema prethodno objavljenim serijama. Spomenuti koncept indeksa zadržati će se u priopćenju u duljem prijelaznom razdoblju isključivo radi korisnika podataka koji su navikli na takav način prezentiranja indeksa industrijske proizvodnje, a koji se nije mijenjao dugi niz godina.

Metod računanja i bazna godina

Indeksi industrijske proizvodnje izračunavaju se korištenjem Laspeyresove formule. Nova bazna godina za koju je utvrđen sustav pondera u BiH je 2015. i primjenjuje se u obračunu indeksa od januara 2018. EU Uredbom (EC) No 472/2008 propisana je primjena bazne 2015. Koncepti, definicije i metodologija koji se koriste za izračun indeksa industrijske proizvodnje su usklađeni sa EU propisima u domenu kratkoročnih statistika (EU STS - Short Term Statistics).

Osnovne informacije o indeksu industrijske proizvodnje i kratka metodologija izračuna prikazane su u dokumentu "Metodološka uputstva za izračun indeksa fizičkog obujma industrijske proizvodnje u Bosni i Hercegovini - (MD 29)" koja je dostupna na web stranici Agencije za statistiku BiH: <http://www.bhas.ba> u sekciji industrija.

Standardi i klasifikacije

Za prikupljanje podataka, izračunavanje indeksa i objavljivanje rezultata industrijske proizvodnje od januara 2013, koriste se novi standardi: BiH klasifikacija djelatnosti

NOTES ON METHODOLOGY

Starting with the Press Release for March 2013, the concept of publishing the results of the industrial production index in Bosnia and Herzegovina is changed, Agency for Statistics of BiH and entity institutes for statistics harmonized the presentation and interpretation of the industrial production index to EU Regulations on Short-Term Statistics and Eurostat's Recommendations on publishing the industrial production index, Regulations and Recommendations are intended for EU member states, as well as countries that are in the process of accession, for the purpose of harmonized calculating and presenting of this indicator,

Therefore, all the results of the industrial production index (total industry, aggregates by industrial activities and special MIG aggregates) are presented in a press release tables in three forms:

- *Seasonally adjusted indicators*
- *Working-day adjusted indicators*
- *Original (gross) production indices*

In accordance with the Recommendations, the industrial production index is commented by:

- *Monthly growth rates calculated from seasonally adjusted indices*
- *Annual growth rate calculated from working-day adjusted indices*

For this reason, comments given to the press release do not include comments on original indices,

In the press release, the original (gross) indices are presented in tables (in the same manner as they were presented in the former press releases) in order to maintain consistency with the previously published series, The mentioned index concept will be retained in press releases for a longer transition period, solely for data users who are accustomed to this way of presenting the industrial production index, which has not been changed for many years,

Calculation method and base year

Industrial production indices are calculated using the Laspeyres formula, The new base year, for which the weighting system is established in BiH, is 2015 and it is used in calculation of indices since January 2018, EU Regulation (EC) No 472/2008 stipulates the use of base year 2015 from January 2013 in EU countries, Concepts, definitions and methodology used for calculating the industrial production index are harmonized with EU Regulations in the field of EU STS - Short Term Statistics,

The basic information on BiH industrial production index and short methodology are presented in the publication "Methodological guidelines for the calculation of the industrial production index in Bosnia and Herzegovina (MD 29)", which is available on the website of the Agency for Statistics of BiH: <http://www.bhas.ba> in Industry section,

Standards and Classifications

For data collecting, calculating and publishing the results of the industrial production index from January 2013, new standards are used: BiH Classification of Activities KD BIH

KD BiH 2010 (bazirana na EU NACE Rev,2,) i Mjesečna NIP BiH 2018, Mjesečna NIP BiH 2018 je Nomenklatura industrijskih proizvoda Bosne i Hercegovine, koja se koristi za provođenje Mjesečnog izvještaja industrije M KPS IND-1, Mjesečna NIP BiH 2018 zasnovana je na izvornoj NIP BiH 2010 (Službeni glasnik br, 12/11 i 41/11) i ažurirana sa izmjenama i dopunama u EU PRODCOM Listi nastalim od 2013, do 2017, godine, Mjesečna NIP BiH 2018 je dodatno razrađena i dopunjena u skladu sa specifičnim potrebama obračuna indeksa industrijske proizvodnje u BiH, a saglasno sa EU regulativama za kratkoročne poslovne statistike,

Prikupljanje podataka

Federalni zavod za statistiku FBiH (FZS FBiH), Republički zavod za statistiku RS (RZS RS) i Ekspozitura Agencije za statistiku BiH u Brčko Distriktu (EBD) provode mjesečno istraživanje industrijske proizvodnje na područjima njihove odgovornosti koristeći zajednički upitnik (IND-1) i usaglašeno uputstvo za popunjavanje. Kroz ovo istraživanje prikupljaju se podaci o obimu proizvodnje na nivou pojedinačnog proizvoda, definisanog u Mjesečni NIP BiH 2018. Statističke institucije vrše ulaznu kontrolu i editovanje ulaznih podataka koje koriste za računanje indeksa i dostavljaju podatke Agenciji. Agencija izračunava i objavljuje indekse za nivo BiH i za Brčko Distrikt.

Rokovi dostavljanja prvih (preliminarnih) podataka BHAS-u su:

- FZS FBiH - do 17. u mjesecu za prethodni mjesec
- RZS RS - do 19. u mjesecu za prethodni mjesec
- EBD - do 18. u mjesecu za prethodni mjesec

Rok za dostavljanje revidiranih podataka je mjesec dana nakon roka za preliminarne podatke. Podaci za siječanj dostavljaju se sa nekoliko dana zakašnjenja zbog neophodnih godišnjih preračuna podataka.

Obuhvat mjesečnog istraživanja po ekonomskim djelatnostima

Indeks obujma industrijske proizvodnje (IPI) obuhvata djelatnosti koje su razvrstane u sljedeća područja KD BiH 2010:

- B - Vađenje ruda i kamena
- C - Prerađivačka industrija

D - Proizvodnja i opskrba električnom energijom i plinom

- Suglasno EU STS propisu br. 1165/98 i 1893/2006 sljedeće djelatnosti ne ulaze u obračun indeksa industrijske proizvodnje:
- Oblast 36 - Sakupljanje, prečišćavanje i opskrba vodom

Grana 35.3 - Proizvodnja i opskrba parom i klimatizacija

Agregati glavnih industrijskih grupa (GIG)

Indeksi za GIG agregate izračunavaju se na istim metodom kao i indeksi po djelatnostima, samo se proizvodi grupiraju prema pretežnoj uporabi proizvoda unutar oblasti i grane

2010 (based on the EU NACE Rev, 2,) and Monthly Nomenclature of Industrial Products NIP BiH 2018, Monthly NIP 2018 Nomenclature of Industrial Products of Bosnia and Herzegovina, which was used for the implementation of Monthly Industry Report M KPS IND-1, Monthly NIP 2018 is based on the original NIP BiH 2010 (Official Gazette no, 12/11 and 41/11) and updated with amendments in EU PRODCOM Lists occurring since 2013, to the 2017, Monthly NIP 2018 is further developed and supplemented in accordance with the specific purpose of calculating the index of industrial production in BiH, and in accordance with EU regulations for short-term business statistics,

Data collection

Institute for Statistics of Federation of BiH (FZS FBiH), Institute for Statistics of Republika Srpska (RZS RS) and the Agency for Statistics of BiH Branch office in Brcko District (EBD) conduct monthly survey on industrial production in their competence areas using a common questionnaire (IND-1), as well as unified Instruction for filling in the questionnaire, Through this survey, data are collected on the production volume at the level of individual products, as defined by Monthly NIP BiH 2018, Statistical institutes perform input control and editing of input data and use it to calculate the indices and submit data to the Agency, The Agency calculates and publishes indices for BiH and Brcko District,

The deadlines for submitting the preliminary data to the BHAS:

- FZS FBiH - by the 17th in a month for the previous month
- RZS RS - by the 19th in a month for the previous month
- EBD - by the 18th in a month for the previous month

The deadline for submitting the revised data is one month after the deadline for submitting the preliminary data, Data for January are delivered with a few days of delay because of the necessary annual recalculations of the data,

Coverage of monthly survey by economic activities

Industrial production index (IPI) covers activities classified into the following sections of the KD BiH 2010:

- B - Mining and quarrying
- C - Manufacturing
- D - Electricity and gas supply

In line with EU STS Regulation No, 1165/98 and 1893/2006, the following activities are excluded from the industrial production index calculation:

- Division 36 - Water collection, treatment and supply
- Group 35,3 - Steam and air conditioning supply

Main Industrial Grouping (MIGs) aggregates

Indices for MIG aggregates are calculated by the same method as the indices by activities save for the fact that the products are grouped according to the predominant use of

djelatnosti iz klasifikacije KD BiH 2010 (EU NACE Rev.2). Za izračun indeksa za GIG agregate (EU MIGs) primjenjuju se nove definicije radi usklađivanja sa statističkim standardima EU.

- **AI - Proizvodi za međufaznu potrošnju:** oblasti i grane KD BiH 2010: 07 – 09, 10.6, 10.9, 13.1 – 13.3, 16, 17, 20.1 – 20.3, 20.5, 20.6, 22 – 24, 25.5 – 25.7, 25.9, 26.1, 26.8, 27.1 – 27.4 i 27.9
- **AE - Energija:** oblasti KD BiH 2010: 05, 06, 19 i 35 (isključujući 35.3)
- **BB - Kapitalni proizvodi:** oblasti i grane KD BiH 2010: 25.1 – 25.4, 26.2, 26.3, 26.5, 26.6, 28, 29, 30.1 – 30.4, 32.5 i 33
- **CD - Trajni proizvodi za široku potrošnju:** oblasti i grane KD BiH 2010: 26.4, 26.7, 27.5, 30.9, 31, 32.1 i 32.2

CN - Netrajni proizvodi za široku potrošnju: oblasti i grane KD BiH 2010: 10.1 – 10.5, 10.7, 10.8, 11, 12, 13.9, 14, 15, 18, 20.4, 21, 32.3, 32.4 i 32.9

Prikazivanje serija indeksa

Sukladno preporukama Eurostata, desezoniranje i kalendarsko prilagođavanje se vrši metodom TRAMO-SEATS u JDEMETRA+ okruženju na mjesečnoj seriji izvornih indeksa industrijske proizvodnje. Produljavanje serije indeksa dodavanjem novih mjesečnih zapažanja za svaki idući mjesec može, zbog karakteristika primijenjene metode, prouzročiti ispravke već objavljenih desezoniranih i kalendarski prilagođenih indeksa za nekoliko mjeseci unazad.

Desezonirani indeksi

Pojam desezonirani indeksi podrazumijeva da su podaci prilagođeni za sezonu i kalendarske dane. Sukladno preporukama Eurostata podaci koji se upoređuju s podacima od prethodnog mjeseca (mjesečno poređenje prema terminologiji i praksi Eurostata) prezentiraju se u desezoniranom obliku indeksa industrijske proizvodnje ili iz njih izračunanih stopa rasta.

Kalendarski prilagođeni indeksi

Pojam kalendarski prilagođeni indeksi podrazumijeva da su podaci prilagođeni za utjecaj kalendarskih i radnih dana. Sukladno preporukama Eurostata podaci koji se upoređuju s podacima od istog razdoblja prethodne godine (godišnje poređenje prema terminologiji i praksi Eurostata) prezentiraju se u kalendarski prilagođenom obliku indeksa industrijske proizvodnje ili iz njih izračunanih stopa rasta.

the products within the division and groups of KD BiH 2010 (EU NACE Rev, 2), To calculate the index for MIG aggregates, new definitions are applied with aim of harmonization with the EU statistical standards,

- **AI - Intermediate goods:** the KD BiH 2010 divisions and groups: 07 – 09, 10.6, 10.9, 13.1 – 13.3, 16, 17, 20.1 – 20.3, 20.5, 20.6, 22 – 24, 25.5 – 25.7, 25.9, 26.1, 26.8, 27.1 – 27.4 and 27.9
- **AE - Energy:** the KD BiH 2010 divisions: 05, 06, 19 and 35 (excl, 35.3)
- **BB - Capital goods:** the KD BiH 2010 divisions and groups: 25.1 – 25.4, 26.2, 26.3, 26.5, 26.6, 28, 29, 30.1 – 30.4, 32.5 and 33
- **CD - Consumer durables:** the KD BiH 2010 divisions and groups: 26.4, 26.7, 27.5, 30.9, 31, 32.1 and 32.2
- **CN - Consumer non-durables:** the KD BiH 2010 divisions and groups: 10.1 – 10.5, 10.7, 10.8, 11, 12, 13.9, 14, 15, 18, 20.4, 21, 32.3, 32.4 and 32.9

Indices series presentation

In accordance with the Eurostat's Recommendations, seasonal adjustment and working-day adjustment has been done by using the TRAMO-SEATS method in JDEMETRA+ environment on the monthly series of original industrial production indices, Extending indices series by adding new monthly observations for each month could, because of the applied method characteristics, cause subsequent corrections of already published seasonally and working-day adjusted indices for several months backwards,

Seasonally adjusted indices

The term seasonally adjusted indices indicates that the data are adjusted for both seasonal and working-day effects, In line with the Eurostat's Recommendations, data that are compared with the data from the previous month (monthly comparison with Eurostat terminology and practices) are presented in a seasonally adjusted form of industrial production indices or their growth rates,

Working-day adjusted indices

The term working-day adjusted indices indicate that the data are adjusted only for working-day effects, In line with the Eurostat's Recommendations, data that are compared with data from the same period of the previous year (the annual comparison by Eurostat terminology and practices) are presented in a working-day adjusted form of industrial production indices or in their growth rates,

Publikuje Agencija za statistiku Bosne i Hercegovine, 71000 Sarajevo, Zelenih beretki 26
Published by the Agency for Statistics of the Bosnia and Herzegovina, 71000 Sarajevo, Zelenih beretki 26

Telefon/Phone: +387 (33) 911 911 | Telefaks/Telefax: +387 (33) 220 622
Elektronska pošta/E-mail: bhas@bhas.gov.ba | Internetska stranica/Web site: www.bhas.gov.ba

Odgovorne osobe/Responsible persons:

Velimir Jukić, Pomoćnik ravnatelja za poslovne statistike
Velimir Jukić, Assistant Director of Business Statistics

Vesna Čužić, ravnatelj
Vesna Čužić, Director

Saopćenje priredili: Fahir Kanlić, Radomir Mutabdzija, Tanja Miović i Belma Mesihović
Prepared by: Fahir Kanlic, Radomir Mutabdzija, Tanja Miovcic and Belma Mesihovic



 **Razmislite o očuvanju okoliša prije štampanja dokumenta.**
Please consider the environment before printing this document.