



PRIOPĆENJE

FIRST RELEASE



Obvezni ste da prilikom dozvoljenih radnji, u svom proizvodu ili aplikaciji navedete izvor podataka.
You are required to specify a data source when allowed in your product or application.

GODINA/YEAR XII

SARAJEVO, 29.04.2022.

BROJ/NUMBER 4

TRANSPORT

TRANSPORT

Cestovni transport IV tromjesečje 2021.

Road transport 4th quarter 2021

U cestovnom prijevozu robe broj pređenih kilometara vozila u četvrtom tromjesečju 2021. godine u odnosu na četvrto tromjesečje prethodne godine veći je za 13,7%. Opseg prevezene robe veći je za 18,6% dok su ostvareni tonski kilometri veći za 14,8%.

In the road transport of goods in the fourth quarter of 2021, the number of kilometres covered by vehicles is higher by 13.7%, compared to the fourth quarter of the previous year. The volume of transported goods are higher by 18.6%, while achieved tonne-kilometres are increased by 14.8%.

U cestovnom prijevozu putnika pređeni kilometri vozila pokazuju rast od 36,2%, dok je broj prevezenih putnika veći za 0,2% u odnosu na četvrto tromjesečje prethodne godine. Ostvareni putnički kilometri veći su za 0,7% u odnosu na isto tromjesečje prethodne godine.

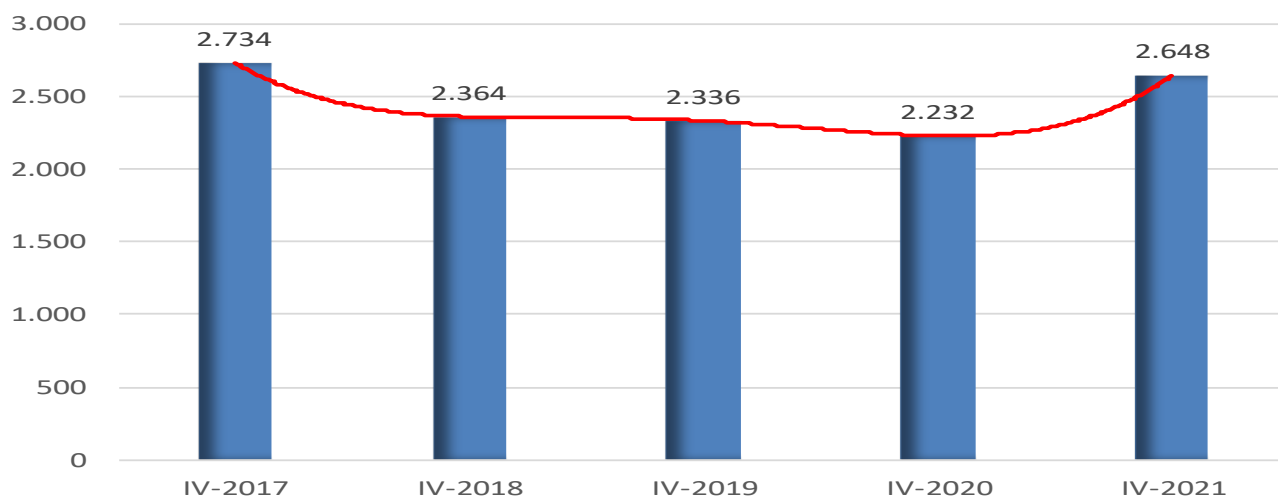
In the road transport of passengers the vehicle kilometres that are covered shows an increase by 36.2%, while the number of transported passengers are higher by 0.2% compared to the fourth quarter of the previous year. Achieved passenger kilometres are increased by 0.7% compared to the same quarter of the previous year.

U gradsko-prigradskom prijevozu u četvrtom tromjesečju 2021. godine u odnosu na isto tromjesečje prethodne godine pređeni kilometri vozila veći su za 9,7%, a broj prevezenih putnika manji je za 7,2%.

In the fourth quarter of 2021 the number of total kilometres covered in urban-suburban transport are increased by 9.7% compared to the same quarter of the previous year, while the number of passengers transported was lower by 7.2%.

Grafikon 1: Prevezeno robe u cestovnom transportu, 000t

Graph 1: Goods transported in road transport, 000t

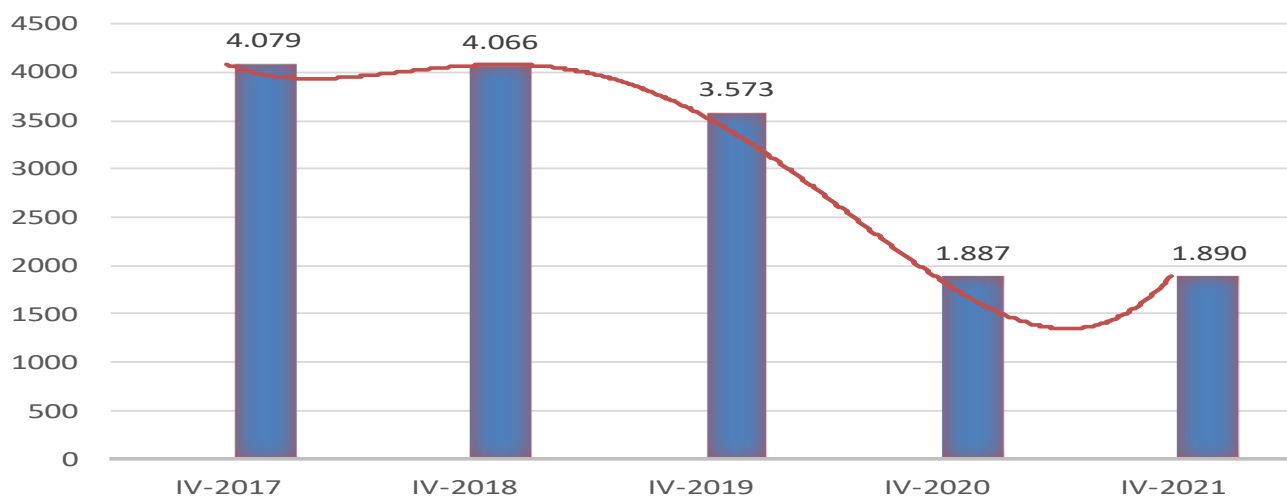


Tablica 1: Prijevoz robe*Table 1: Transport of goods*

Obujam transporta po indikatorima transporta	IV tromjesečje 2020/ 4 th quarter 2020	I - IV tromjesečje 2020/ I - IV quarter 2020	III tromjesečje 2021/ 3 rd quarter 2021	IV tromjesečje 2021/ 4 th quarter 2021	I - IV tromjesečje 2021/ I - IV quarter 2021	Volume of transport by transport indicators
Pređeni kilometri vozila, 000	137857	533399	155130	156692	603940	Vehicle-kilometres covered,000
Prevezena roba, 000t	2232	8750	2520	2648	9419	Tonnes of goods transported, 000t
Tonski kilometri, 000	1003313	3869103	1136512	1151964	4405048	Tonne-kilometres, 000
Indeksi po indikatorima transporta	IV 2021 III 2021	IV 2021 IV 2020	I - IV 2021 I - IV 2020	Indices by transport indicators		
Pređeni kilometri vozila	101,0	113,7	113,2	Vehicle-kilometres covered		
Prevezeno tona robe	105,1	118,6	107,6	Tonnes of goods transported		
Tonski kilometri	101,4	114,8	113,9	Tonne- kilometres		

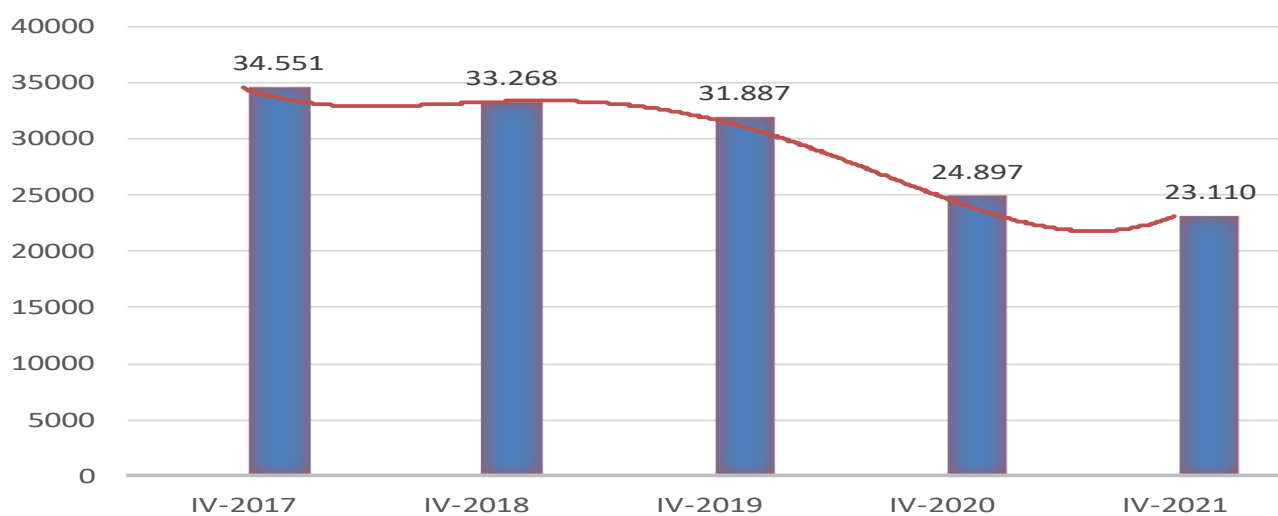
Tablica 2: Prijevoz putnika*Table 2: Transport of passengers*

Obujam transporta po indikatorima transporta	IV tromjesečje 2020/ 4 th quarter 2020	I - IV tromjesečje 2020/ I - IV quarter 2020	III tromjesečje 2021/ 3 rd quarter 2021	IV tromjesečje 2021/ 4 th quarter 2021	I - IV tromjesečje 2021/ I - IV quarter 2021	Volume of transport by transport indicators
Pređeni kilometri vozila, 000	10960	44406	15607	14931	55269	Vehicle-kilometres covered,000
Prevezeni putnici, 000	1887	6476	1873	1890	6894	Transported passengers, 000
Putnički kilometri, 000	172066	713777	187107	173241	614323	Passenger- kilometres,000
Indeksi po indikatorima transporta	IV 2021 III 2021	IV 2021 IV 2020	I - IV 2021 I - IV 2020	Indices by transport indicators		
Pređeni kilometri vozila	95,7	136,2	124,5	Vehicle-kilometres covered		
Prevezeni putnici	100,9	100,2	106,5	Transported passengers		
Putnički kilometri	92,6	100,7	86,1	Passenger- kilometres		

Grafikon 2: Prevezeni putnici u cestovnom transportu, 000*Graph 2: Number of passengers carried in road transport, 000*

Tablica 3: Gradsko-prigradski prijevoz*Table 3: Urban-suburban transport*

Obujam transporta po indikatorima transporta	IV tromjesečje 2020/ 4 th quarter 2020	I - IV tromjesečje 2020/ I - IV quarter 2020	III tromjesečje 2021/ 3 rd quarter 2021	IV tromjesečje 2021/ 4 th quarter 2021	I - IV tromjesečje 2021/ I - IV quarter 2021	Volume of transport by transport indicators
Pređeni kilometri vozila, 000	13702	45249	14185	15035	58505	Vehicle-kilometres covered,000
Prevezeni putnici, 000	24897	81012	21638	23110	90809	Transported passengers, 000
Indeksi po indikatorima transporta	<u>IV 2021</u> III 2021	<u>IV 2021</u> IV 2020	<u>I - IV 2021</u> I - IV 2020	Indices by transport indicators		
Pređeni kilometri vozila	106,0	109,7	129,3	Vehicle-kilometres covered		
Prevezeni putnici	106,8	92,8	112,1	Transported passengers		

Grafikon 3: Prevezeni putnici u gradsko-prigradskom transportu, 000*Graph 3: Number of passengers carried in urban-suburban transport, 000*

METODOLOŠKA OBJAŠNENJA

Podaci o cestovnom transportu dobiveni su obradom mjesečnih i tromjesečnih statističkih izvješća koje su entitetski statistički zavodi prikupili. Jedinice izvješća su poduzeća i drugi poslovni subjekti koji se bave prijevozom putnika i robe (tereta) u unutarnjem i međunarodnom prijevozu.

DEFINICIJE

Pod pojmom prijevoz podrazumijeva se kretanje putnika ili tereta od jednog mjesta (mjesto ukrcaja/utovara) do drugog mjesta (mjesto iskrcaja/istovara) i predstavlja mjeru aktivnosti prijevoznih preduzeća.

Unutarnji prijevoz obuhvata prijevoz putnika obavljen između mjesta ukrcaja i mjesta iskrcaja unutar granica naše zemlje.

Međunarodni prijevoz obuhvata prijevoz putnika između mjesta ukrcaja u našoj zemlji i mjesta iskrcaja u inozemstvu i obrnuto.

Prijevoz putnika obuhvata prevezene putnike u unutarnjem i međunarodnom transportu.

Putnički kilometar je jedinica mjere koja predstavlja prijevoz jednog putnika na udaljenosti od jednog kilometra.

Pod robom se podrazumijeva svaka roba koja se prevozi cestovnim sredstvima.

Prijevoz robe iskazuje se u tonama i u tonskim kilometrima, a predstavlja zbroj svih kilometara ostvarenih u unutarnjem i međunarodnom prijevozu.

Tonski kilometar je jedinica mjere koja predstavlja prijevoz jedne tone robe na udaljenosti od jednog kilometra.

Gradski prijevoz putnika se odnosi na rad poslovnih subjekata koji se bave prijevozom putnika u gradskim i prigradskim naseljima. Predstavljen je podacima o pređenim kilometrima vozila i prevezenim putnicima.

STATISTIČKA ZNAČENJA

- nema pojave
- ... nema podataka
- * korigiran podatak

KORIŠTENE KRATICE

km	kilometar
pkm	putnički kilometar
t	tona
tkm	tonski kilometar

NOTES OF METHODOLOGY

Data on road transport were obtained by processing monthly and quarterly statistical data from surveys conducted by the Statistical Offices at the level of entities. The reporting units for these surveys are enterprises and other business subjects engaged in domestic and international transport of passengers and goods.

DEFINITIONS

Considered as transport is movement of passengers or cargo from one place (loading place) to another place (unloading place) and representing the operation of transport enterprises.

Domestic transport implies transport of passenger between places of loading and unloading within the borders of the country.

International transport implies transport of passengers between the place of loading in our country and the place of unloading abroad, or the other way round.

Transport of passengers include transported passengers into domestic and international transport.

Passenger kilometre is a unit of measure which refers to transport of one passenger at the distance of one kilometre.

Goods are any goods transported by road transport means.

Goods transport is given in tons and ton kilometres, and it is the sum of all kilometres realized in domestic and international transport.

Tonne kilometre is a unit of measure which refers to transport of one tone of goods at the distance of one kilometre.

Urban transport of passengers refers to the work of economic entities engaged in transport of passengers in urban and suburban settlements. Data on urban/suburban transport is represented by the indicators of kilometres covered and passenger transported.

STATISTICAL SIGNS

- No occurrence of event
- ... Data not available
- * corrected data

ABBREVIATIONS USED

km	kilometer
pkm	passenger kilometer
t	tonne
tkm	tonne- kilometer

Publikuje Agencija za statistiku Bosne i Hercegovine, 71000 Sarajevo, Zelenih beretki 26
Published by the Agency for Statistics of the Bosnia and Herzegovina, 71000 Sarajevo, Zelenih beretki 26

Telefon/Phone: +387 (33) 911 911 | Telefaks/Telefax: +387 (33) 220 622
Elektronička pošta/E-mail: bhas@bhas.gov.ba | Internetska stranica/Web site: www.bhas.gov.ba

Odgovorne osobe/Responsible persons:

Alen Bajramović, šef odjela za uslužne statistike
Alen Bajramović, Head of Department for Services Statistics

Vesna Čužić, ravnateljica
Vesna Čužić, Director

Priopćenje priredila: Emina Mehanović
Prepared by: Emina Mehanović



Razmislite o očuvanju okoliša prije tiskanja dokumenta.
Please consider the environment before printing this document.