



FIRST RELEASE



You are required to specify a data source when allowed in your product or application.

YEAR X

SARAJEVO, 29.11.2023.

NUMBER 10

BUSINESS STATISTICS

RETAIL TRADE TURNOVER INDICES IN BIH, OCTOBER 2023.

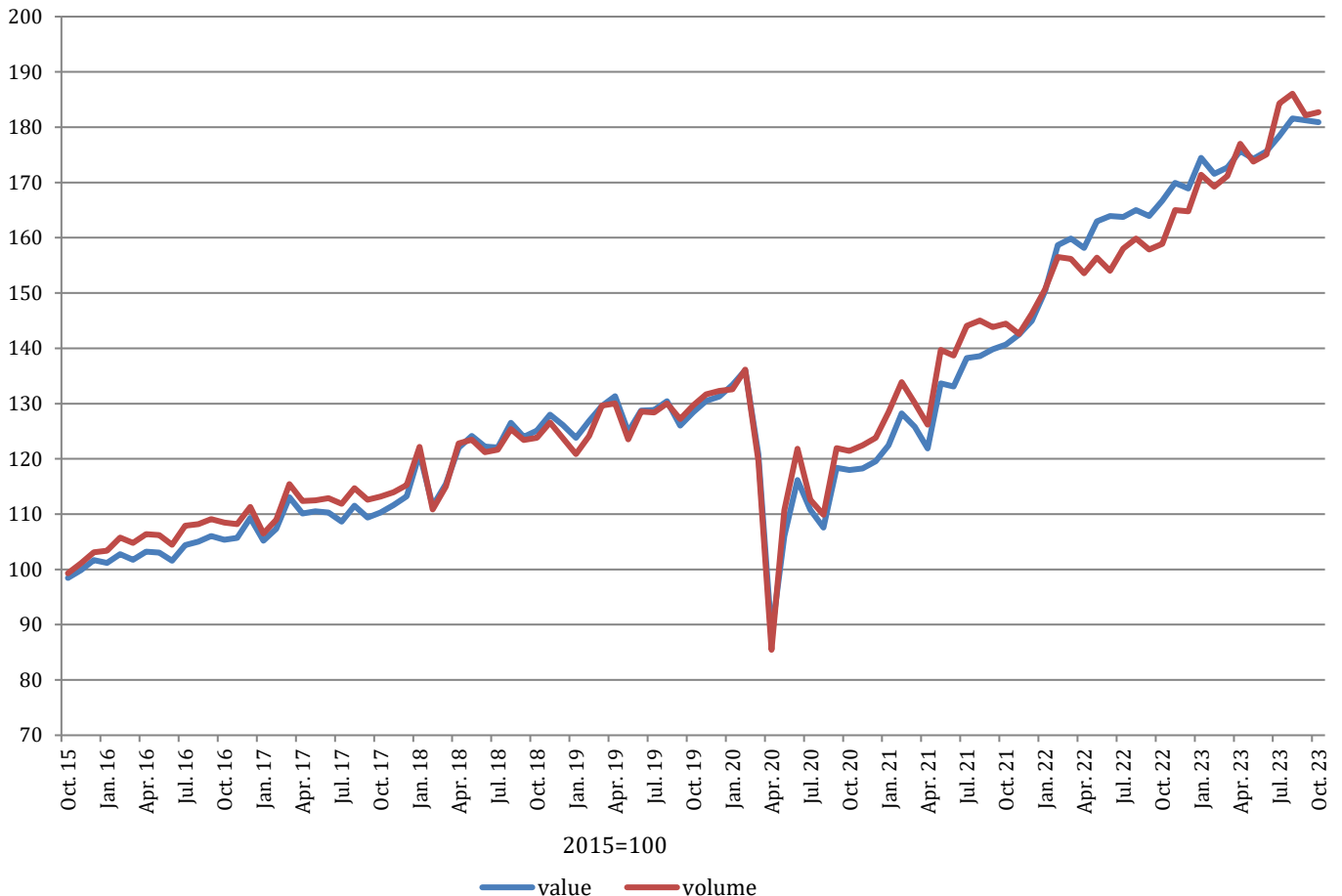
The total seasonally adjusted turnover of retail trade in Bosnia and Herzegovina in October 2023, observed in current prices, recorded a decrease in turnover of 0.2% compared to September 2023. Growth in turnover was achieved in trade in non-food products in the amount of 1.6%, while turnover in food products (food, beverages and tobacco products) recorded a decrease in the amount of 0.4%.

Observed in constant prices, the total seasonally adjusted turnover of retail trade in BiH in October 2023 achieved turnover growth of 0.3% compared to September 2023. Growth in turnover was achieved in trade in non-food products in the amount of 1.5%, while turnover in food products (food, beverages and tobacco products) recorded a decrease in the amount of 0.6%.

The overall retail trade turnover index in BiH in the month of October 2023 achieved a nominal growth of 80.9%, while the real growth was 82.7% compared to the base (2015) year.

Data are seasonally adjusted.

Indices of Retail Trade Turnover, seasonally adjusted series BiH, 2015=100

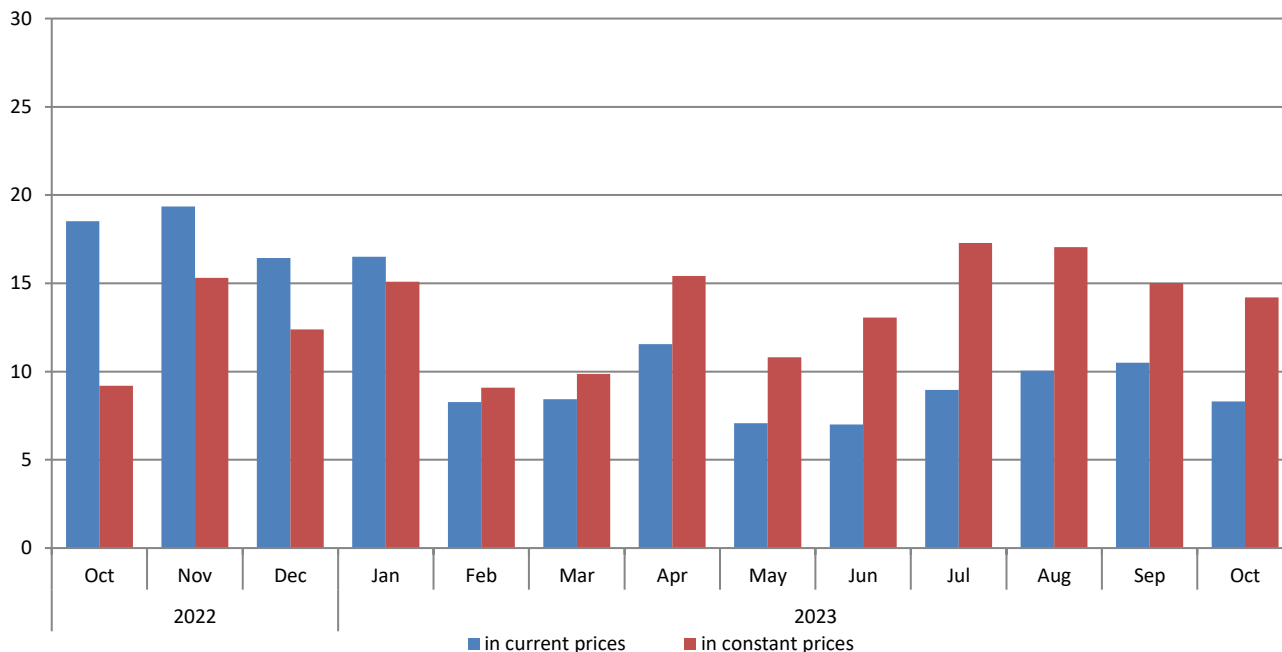


The total turnover of retail trade in BiH, observed in current prices, in October 2023 achieved a growth of 8.3% compared to the same month of the previous year. The turnover of food products (food, beverages and tobacco products) achieved a growth of 14.7%, while the turnover of non-food products achieved a growth of 11.3% compared to October 2022.

Observed in constant prices, the total turnover of retail trade achieved a growth of 14.2% compared to the same month of the previous year. The turnover of food products grew by 9.0%, while the turnover of non-food products grew by 22.9% compared to October 2022.

Data are working day adjusted.

Annual Growth Rates in Retail Trade, working day adjusted series BiH



Compared to the base (2015) year, the real index of turnover of food products in October 2023 achieved a growth of 59.7%, while the turnover of non-food products achieved a growth of 131.3%. Turnover from the retail sale of motor fuels achieved a growth of 25.3%. The given data are seasonally adjusted.

Indices of Retail Trade Turnover, seasonally adjusted series BiH, 2015=100

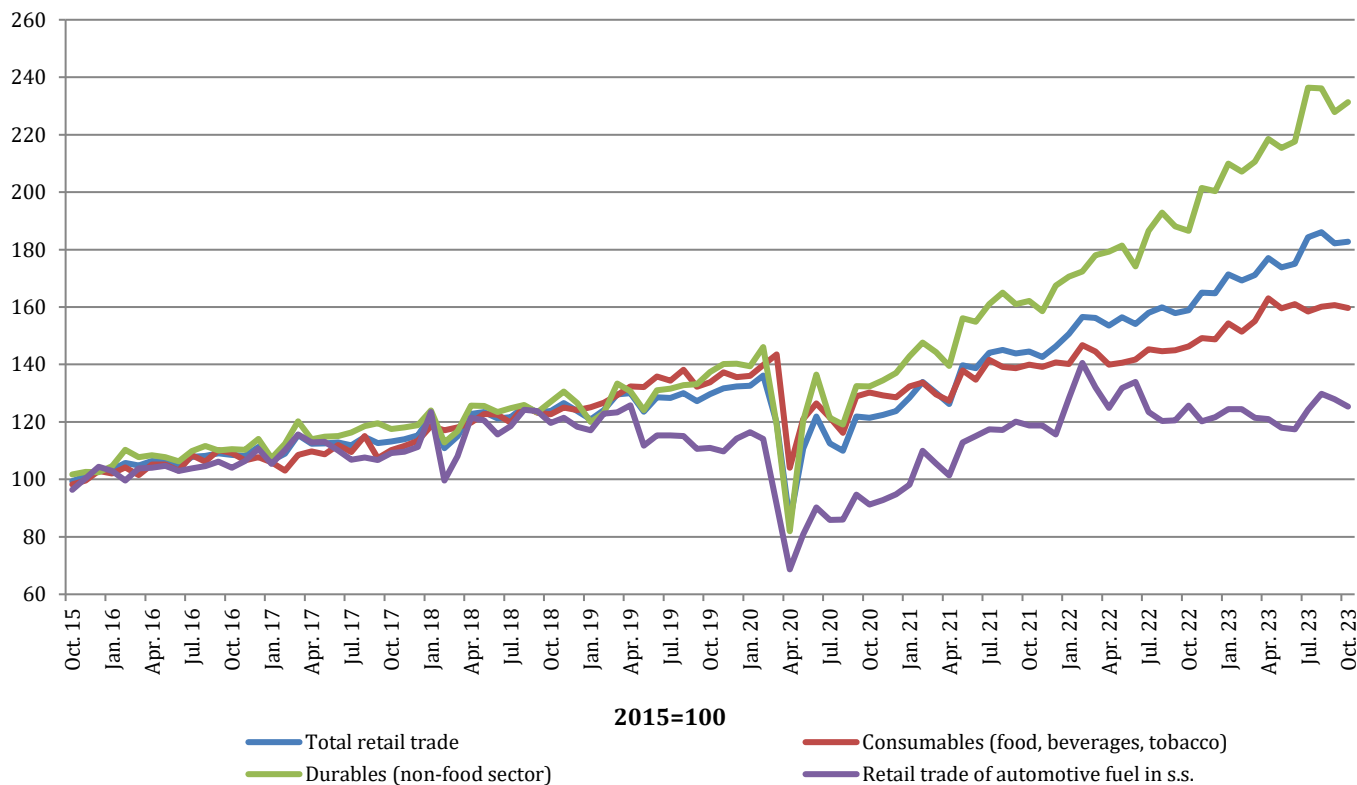


Table 1: Monthly growth rates calculated from volume retail trade indices

Code KD BiH 2010	Activity - KD BiH 2010	III 2023 II 2023	IV 2023 III 2023	V 2023 IV 2023	VI 2023 V 2023	VII 2023 VI 2023	VIII 2023 VII 2023	IX 2023 VIII 2023	X 2023 IX 2023
47	TOTAL RETAIL TRADE	1,1	3,4	-1,8	0,7	5,3	1,0	-2,1	0,3
47.3	Retail trade of automotive fuel in s.s.	-2,4	-0,4	-2,4	-0,5	5,8	4,5	-1,5	-2,0
47 bez 47.3	Retail trade, excluding retail trade of automotive fuel	1,9	4,2	-1,7	1,0	5,2	0,2	-2,2	0,8
47.11, 47.2	Retail trade of consumables (food, beverages and tobacco)	2,5	5,1	-2,1	0,9	-1,5	1,0	0,4	-0,6
47.11	Retail trade of food, beverages and tobacco in n.s.	2,5	5,7	-2,7	1,1	-1,6	1,2	0,3	-0,7
47.2	Retail trade of food, beverages and tobacco in s.s.	1,8	-2,7	5,1	-1,5	-0,7	-1,4	1,2	-0,2
47.19, 47.4 do 47.9	Retail trade of durables (non-food products)	1,7	3,8	-1,4	1,1	8,6	-0,1	-3,5	1,5
47.19	Other retail trade in n.s.	-3,6	0,2	-0,6	4,7	0,3	-4,5	0,7	8,8
47.4	Retail trade of information and communication equipment in s.s.	20,1	-6,0	-5,3	0,8	20,4	-0,1	-6,7	-6,1
47.5	Retail trade of household articles in s.s	6,2	0,0	-0,2	-3,3	4,7	-1,7	-0,9	0,9
47.6	Retail trade of cultural and recreational goods in s.s.	8,8	2,3	-10,8	4,2	-3,4	-1,1	3,4	1,2
47.7	Retail trade of other goods in s.s.	1,2	6,2	-1,7	1,1	11,9	1,0	-5,0	0,2
47.9	Retail trade not in stores, stalls or markets	12,2	-12,7	18,5	-5,0	1,8	7,4	-5,6	7,7
47.51, 47.71, 47.72	Retail trade of clothing, footwear and leather goods in s.s.	7,8	13,3	-11,7	2,7	8,2	2,2	-0,7	1,4
47.54, 47.59	Retail trade of furniture, articles for lighting and electric household appliances in s.s.	6,6	-1,1	-2,3	-1,9	3,2	-3,3	-4,4	3,4
47.73, 47.74, 47.75	Pharmacy, retail trade of medical goods and cosmetic articles in s.s.	-0,9	3,0	0,6	1,2	1,4	-1,7	0,9	0,1
47.61, 47.62, 47.63	Retail trade of books, newspapers, music and video recordings in s.s.	-2,6	6,2	-2,7	0,3	-5,0	-8,9	7,3	7,7
47.64, 47.65	Retail trade of sporting equipment, games and toys in s.s.	18,7	7,3	-9,7	4,2	-2,4	21,1	-4,7	-15,3

* *seasonally adjusted data*

**data for the previous period are revised*

Table 2: Annual growth rates calculated from volume retail trade indices

Code KD BiH 2010	Activity - KD BiH 2010	IV_2023 IV 2022	V_2023 V 2022	VI_2023 VI 2022	VII_2023 VII 2022	VIII_2023 VIII 2022	IX_2023 IX 2022	X_2023 X 2022	I-X 2023 I-X 2022
47	TOTAL RETAIL TRADE	15,4	10,8	13,1	17,3	17,1	15,0	14,2	13,9
47.3	Retail trade of automotive fuel in s.s.	-3,2	-10,5	-12,3	0,6	7,8	6,1	-0,3	-3,1
47 bez 47.3	Retail trade, excluding retail trade of automotive fuel	20,0	16,6	20,3	21,4	19,3	17,3	18,1	18,3
47.11, 47.2	Retail trade of consumables (food, beverages and tobacco)	16,8	13,5	13,7	9,1	10,7	10,8	9,0	10,5
47.11	Retail trade of food, beverages and tobacco in s.s.	18,6	15,7	15,0	9,6	11,6	11,5	9,7	11,7
47.2	Retail trade of food, beverages and tobacco in s.s.	-3,3	-6,9	-0,5	3,3	0,6	3,0	1,5	-2,4
47.19, 47.4 do 47.9	Retail trade of durables (non-food products)	21,9	18,2	24,0	27,9	23,5	20,6	22,9	22,6
47.19	Other retail trade in n.s.	-8,7	-4,9	5,0	-3,6	-9,7	-5,9	5,0	-3,8
47.4	Retail trade of information and communication equipment in s.s.	32,2	21,5	18,7	43,4	39,2	33,4	6,7	32,3
47.5	Retail trade of household articles in s.s.	-1,8	4,5	1,0	9,9	5,0	5,6	4,3	2,9
47.6	Retail trade of cultural and recreational goods in s.s.	12,3	10,9	19,6	8,7	-3,8	16,4	12,2	10,9
47.7	Retail trade of other goods in s.s.	41,8	30,6	38,1	43,4	39,8	33,3	35,3	37,4
47.9	Retail trade not in stores, stalls or markets	-1,4	10,9	12,8	15,4	14,4	11,1	22,4	9,1
47.51, 47.71, 47.72	Retail trade of clothing, footwear and leather goods in s.s.	56,5	43,7	51,8	54,6	49,1	41,9	44,1	50,5
47.54, 47.59	Retail trade of furniture, articles for lighting and electric household appliances in s.s.	10,4	12,5	9,4	19,8	11,7	6,8	8,6	11,5
47.73, 47.74, 47.75	Pharmacy, retail trade of medical goods and cosmetic articles in s.s.	11,4	11,2	14,6	16,8	10,8	11,4	8,9	11,2
47.61, 47.62, 47.63	Retail trade of books, newspapers, music and video recordings in s.s.	-9,6	-4,7	2,0	-8,2	-35,6	-2,4	1,8	-9,6
47.64, 47.65	Retail trade of sporting equipment, games and toys in s.s.	18,7	15,2	24,5	13,6	11,9	23,6	15,4	17,6

* working day adjusted data

*data for the previous period are revised

Table 3: Monthly volume retail trade indices, 2015 =100

Code KD BiH 2010	Activity - KD BiH 2010	III 2023	IV 2023	V 2023	VI 2023	VII 2023	VIII 2023	IX 2023	X 2023
47	TOTAL RETAIL TRADE	171,2	177,0	173,8	175,1	184,3	186,1	182,1	182,7
47.3	Retail trade of automotive fuel in s.s.	121,4	121,0	118,0	117,4	124,2	129,8	127,9	125,3
47 bez 47.3	Retail trade, excluding retail trade of automotive fuel	187,8	195,7	192,4	194,3	204,3	204,8	200,2	201,8
47.11, 47.2	Retail trade of consumables (food, beverages and tobacco)	155,1	163,0	159,5	161,0	158,5	160,1	160,7	159,7
47.11	Retail trade of food, beverages and tobacco in n.s.	165,2	174,7	170,0	171,9	169,1	171,1	171,7	170,5
47.2	Retail trade of food, beverages and tobacco in s.s.	89,1	86,7	91,1	89,8	89,2	87,9	88,9	88,8
47.19, 47.4 do 47.9	Retail trade of durables (non-food products)	210,6	218,5	215,4	217,6	236,4	236,1	227,8	231,3
47.19	Other retail trade in n.s.	101,9	102,1	101,5	106,3	106,6	101,8	102,5	111,5
47.4	Retail trade of information and communication equipment in s.s.	287,6	270,4	256,0	258,0	310,5	310,1	289,4	271,8
47.5	Retail trade of household articles in s.s	138,1	138,1	137,7	133,2	139,4	137,0	135,7	136,9
47.6	Retail trade of cultural and recreational goods in s.s.	305,3	312,3	278,7	290,5	280,7	277,7	287,0	290,5
47.7	Retail trade of other goods in s.s.	327,5	347,6	341,6	345,5	386,5	390,4	371,1	371,7
47.9	Retail trade not in stores, stalls or markets	286,0	249,6	295,7	280,8	285,8	307,1	289,8	312,0
47.51, 47.71, 47.72	Retail trade of clothing, footwear and leather goods in s.s.	620,6	702,9	620,5	637,4	689,7	704,8	700,1	709,8
47.54, 47.59	Retail trade of furniture, articles for lighting and electric household appliances in s.s.	171,1	169,2	165,4	162,2	167,4	162,0	154,9	160,1
47.73, 47.74, 47.75	Pharmacy, retail trade of medical goods and cosmetic articles in s.s.	164,8	169,7	170,7	172,8	175,1	172,2	173,8	173,9
47.61, 47.62, 47.63	Retail trade of books, newspapers, music and video recordings in s.s.	123,1	130,8	127,2	127,7	121,3	110,5	118,6	127,7
47.64, 47.65	Retail trade of sporting equipment, games and toys in s.s.	427,1	458,4	414,0	431,6	421,4	510,3	486,5	412,0

* seasonally adjusted data

*data for the previous period are revised

Table 4: Volume indicators of Retail trade turnover, gross (non-adjusted) series

Code KD BiH 2010	Activity- KD BiH 2010	Growth rates				Indices 2015=100			
		X 2023 IX 2023	X 2023 X 2022	X 2023 ø2022	I-X 2023 I-X 2022	VII 2023	VIII 2023	IX 2023	X 2023
47	TOTAL RETAIL TRADE	0,5	13,7	17,3	13,8	210,3	221,2	183,6	184,5
47.3	Retail trade of automotive fuel in s.s.	1,4	-0,3	8,2	-3,1	142,4	157,5	134,5	136,4
47 bez 47.3	Retail trade, excluding retail trade of automotive fuel	0,3	17,5	19,5	18,1	233,0	242,4	200,0	200,6
47.11, 47.2	Retail trade of consumables (food, beverages and tobacco)	1,4	9,0	9,9	10,5	176,2	182,9	156,4	158,5
47.11	Retail trade of food, beverages and tobacco in n.s.	1,5	9,7	10,9	11,7	188,0	195,3	166,6	169,1
47.2	Retail trade of food, beverages and tobacco in s.s.	0,4	1,5	-0,8	-2,4	99,0	101,6	89,1	89,5
47.19, 47.4 do 47.9	Retail trade of durables (non-food products)	-0,2	22,0	24,8	22,3	272,6	284,1	230,4	229,9
47.19	Other retail trade in n.s.	12,7	5,0	6,9	-3,8	122,9	121,0	103,6	116,7
47.4	Retail trade of information and communication equipment in s.s.	-2,1	6,7	41,3	32,3	317,6	323,3	297,0	290,8
47.5	Retail trade of household articles in s.s	1,2	5,3	12,9	2,8	164,0	165,9	146,4	148,2
47.6	Retail trade of cultural and recreational goods in s.s.	-17,2	12,2	6,8	10,9	276,9	349,3	337,6	279,5
47.7	Retail trade of other goods in s.s.	-3,0	33,4	34,2	36,9	449,3	474,0	368,9	358,0
47.9	Retail trade not in stores, stalls or markets	24,2	22,4	28,2	9,1	271,8	270,9	266,6	331,3
47.51, 47.71, 47.72	Retail trade of clothing, footwear and leather goods in s.s.	-3,6	44,1	47,2	50,5	869,0	927,5	687,9	663,4
47.54, 47.59	Retail trade of furniture, articles for lighting and electric household appliances in s.s.	2,8	8,6	14,6	11,5	206,1	198,4	164,7	169,3
47.73, 47.74, 47.75	Pharmacy, retail trade of medical goods and cosmetic articles in s.s.	3,5	10,3	12,7	11,1	178,3	188,5	167,7	173,5
47.61, 47.62, 47.63	Retail trade of books, newspapers, music and video recordings in s.s.	-23,5	1,8	-4,5	-9,6	112,4	166,0	168,1	128,6
47.64, 47.65	Retail trade of sporting equipment, games and toys in s.s.	-15,3	15,4	10,4	17,6	421,4	510,3	486,5	412,0

**data for the previous period are revised*

Table 5: Value indicators of Retail trade turnover, gross (non-adjusted) series

Code KD BiH 2010	Activity- KD BiH 2010	Growth rates				Indices 2015=100			
		X 2023 IX 2023	X 2023 X 2022	X 2023 ø2022	I-X 2023 I-X 2022	VII 2023	VIII 2023	IX 2023	X 2023
47	TOTAL RETAIL TRADE	2,1	8,3	15,5	9,5	199,3	210,5	183,6	187,5
47.3	Retail trade of automotive fuel in s.s.	0,7	-3,4	7,8	-4,9	183,3	208,3	181,2	182,4
47 bez 47.3	Retail trade, excluding retail trade of automotive fuel	2,6	12,9	18,4	15,0	204,9	211,3	184,5	189,3
47.11, 47.2	Retail trade of consumables (food, beverages and tobacco)	1,5	14,7	19,2	19,4	225,2	234,4	201,0	204,1
47.11	Retail trade of food, beverages and tobacco in n.s.	1,6	15,7	20,8	21,4	242,0	252,2	215,8	219,3
47.2	Retail trade of food, beverages and tobacco in s.s.	0,4	5,7	5,1	2,8	134,9	138,7	121,8	122,4
47.19, 47.4 do 47.9	Retail trade of durables (non-food products)	3,7	11,3	17,6	11,1	188,7	192,9	171,3	177,5
47.19	Other retail trade in n.s.	13,2	8,4	14,0	2,3	137,7	136,0	117,0	132,4
47.4	Retail trade of information and communication equipment in s.s.	-1,8	2,9	38,0	31,9	277,2	275,6	252,8	248,2
47.5	Retail trade of household articles in s.s	1,2	9,5	20,8	9,9	193,1	195,7	173,0	175,1
47.6	Retail trade of cultural and recreational goods in s.s.	-17,8	6,7	2,7	3,8	209,5	274,8	270,8	222,5
47.7	Retail trade of other goods in s.s.	1,4	14,6	18,0	16,6	223,5	231,0	206,1	209,0
47.9	Retail trade not in stores, stalls or markets	20,7	16,8	26,8	10,7	297,9	299,1	300,4	362,5
47.51, 47.71, 47.72	Retail trade of clothing, footwear and leather goods in s.s.	6,3	14,9	25,0	17,4	270,3	287,1	245,9	261,4
47.54, 47.59	Retail trade of furniture, articles for lighting and electric household appliances in s.s.	2,9	11,3	19,9	17,3	230,2	222,0	183,7	188,9
47.73, 47.74, 47.75	Pharmacy, retail trade of medical goods and cosmetic articles in s.s.	3,6	16,2	20,8	17,9	211,2	224,2	199,5	206,7
47.61, 47.62, 47.63	Retail trade of books, newspapers, music and video recordings in s.s.	-23,4	5,3	0,4	-5,4	154,9	229,2	232,7	178,1
47.64, 47.65	Retail trade of sporting equipment, games and toys in s.s.	-12,9	7,8	4,7	11,3	275,7	330,0	317,0	276,2

**data for the previous period are revised*

METHODOLOGY NOTES

Aim of survey

The purpose of the monthly retail trade survey is getting timely information on change of level of realized turnover (in nominal and real terms) and other relevant indicators in the field of retail trade in BiH. Retail trade turnover index is one of the key indicators of economic activity in the country, which helps government bodies, and private sector enterprises in the decision-making process. It is also applied for the estimation of retail trade sector output, household consumption, as well as in the calculation of national accounts.

Survey methodology is completely harmonized with the one prescribed by Council Regulation (EC) No. 1165/98 concerning short-term statistics from the 1998 and its amendments (hereinafter EU STS regulation) and with Eurostat recommendations for this statistical area.

Coverage

The survey comprises business entities /legal units which are, by the main activity, registered within retail trade, except retail trade of motor vehicles and motorcycles (division 47 - KD BiH 2010), and businesses which are, according to their main activity, classified in other activities, but also performing retail trade. For the purpose of the survey, Classification of Activities in Bosnia and Herzegovina - KD BiH 2010 was used, and it is fully compliant with the European Classification of Economic Activities - NACE Rev. 2. Survey covers the entire territory of Bosnia and Herzegovina. Entrepreneurs are not included.

Sample design

In conducting survey on retail trade in BiH the combined method of full coverage and stratified random sampling is used. The sample is divided into strata according to the BiH's entity to which the business entity belongs, class of financial data (financial report of the previous year) and the activity of business entity (division 47-KD BiH 2010). As an additional stratification variable, the number of employees is used. The chosen sample on retail trade in 2021 is representative at the level of Bosnia and Herzegovina and at the level of the Federation of BiH, Republika Srpska and District Brčko.

Data collection and processing

In conducting the survey, participate the three statistical institutions in BiH. The main observation variable is monthly turnover of business entity, excluding VAT, which is in accordance with EU-STS regulation separately stated. Data collected from the reporting units, using the form M KPS TRG 01, is the basis for the evaluation data for the total population. Aggregation of turnover at higher levels (group, division, special aggregates) of activity is carried out prior to the compilation of indices.

Index compilation

Retail trade turnover indices are calculated in relation to the new base (2015) year, are used in the calculation of the index from January 2018 and are shown in real and nominal terms. EU Regulation (EC) No. 472/2008 prescribes the application of the base 2015 from January 2018 in EU member states. Value index of Retail trade is expressed in current prices (unadjusted for price change). It is very important for users of statistical data to monitor the dynamics of the phenomenon over time, and for these purposes we use a real traffic index. Volume index is expressed in constant prices, and it is calculated by deflating retail trade turnover adjusted by the Consumer Price Index.

Seasonal and working day adjustment of index

Statistical institutions in BiH, taking into account data dissemination in the EU, are publishing indices in the following forms:

- original (unadjusted) indices,
- seasonally adjusted indices (SA) and
- calendar adjusted indices (WDA- working-day adjusted)

Since the seasonally and calendar adjusted indices are far more significant and representative for the users of statistical data, they are listed in tabular form.

Seasonal adjustment means that the data are adjusted for seasonal influences and calendar days. Monthly indices and growth rates are, according to Eurostat's recommendations, presented and interpreted in seasonally adjusted form.

Calendar adjustment implies that the data are adjusted for the impact of calendar and workdays. The data that are compared with the data from the same period of the previous year are presented and interpreted in the calendar-adjusted form of an index or growth rate. When these calendar effects significantly affect the observed time series, it is necessary to remove them.

Calendar and seasonal adjustment is performed in JDemetra+ application (version 2.2.0) using the TRAMO-SEATS method in the series of monthly data and in accordance with the Eurostat guidelines. Because of the characteristics of applied method for adjustment, adding new monthly observations in the series may lead to certain changes to the earlier, already published seasonally and calendar-adjusted index series.

Data dissemination

Results of the survey are expressed in the form of indices and growth rates and since January 2014 are published on a regular monthly basis in the form of press releases on the website of the Agency for Statistics of BiH (www.bhas.gov.ba). The presentation and interpretation of the index is completely in line with those prescribed by EU-STS regulation allowing national and international users to compare the BiH retail trade index with indices of other countries.

Data revision

Regular press releases on retail trade are published in the monthly dynamics and contain preliminary data. Data revision implies that the data for the previous month (t-1) are revised in accordance with new information, and it is possible that the data published after revision differ from previously published, preliminary data. In the press release is clearly stated on which data are used so that users of statistical data can properly interpret them. For any change of the data and the reasons for doing that, users will be informed in an appropriate and transparent manner, in regular monthly press releases and other publications for the public as well as on the website of the Agency for Statistics of BiH.

Definitions

Turnover is the total invoiced amount that an business entity invoice to third parties for goods sold or service provided in the retail trade during the reference period, and it corresponds to the market value. Includes costs associated with the sale, such as transportation, packaging, etc. that are transferred to the customer, even if these amounts are stated separately on invoices. Value Added Tax (VAT) is excluded from the turnover.

Turnover of retail trade activities includes the value of all goods sold to individuals for personal use or use in household in the observed period.

- The turnover of consumables includes turnover generated by business subjects registered in the activities 47.11 and 47.2. (mainly food, beverages and tobacco products).

- The turnover of non-food products includes various retail goods that business subjects registered in the activities of 47.19, 47.4-47.9 generated.

Turnover of other activities includes the value of all goods sold and services provided on the market (wholesale, mediation in wholesale trade, hotels and restaurants, transport and other activities).

Abbreviations

DB- District Brčko

EU- European Union

Eurostat- Statistical Office of the European Communities

FIS- Federal Institute of Statistics of the Federation of BiH

KD BiH 2010- Classification of activities of Bosnia and Herzegovina 2010

NACE Rev.2- European Classification of economic Activities

RSIS- Republika Srpska Institute of Statistics

SBR- Statistical Business Register

s.s.- specialised stores

n.s.-non-specialised stores

- no occurrence

Published by the Agency for Statistics of the Bosnia and Herzegovina, 71000 Sarajevo, Zelenih beretki 26

Phone: +387 (33) 911 911 | Telefax: +387 (33) 220 622

E-mail: bhas@bhas.gov.ba | Web site: www.bhas.gov.ba

Responsible persons:

Velimir Jukić, Assistant Director of Business Statistics

Vesna Čužić, Director

Prepared by: Alen Bajramović and Mirza Agić



Please consider the environment before printing this document.