



FIRST RELEASE



You are required to specify a data source when allowed in your product or application.

YEAR IX

SARAJEVO, 30/06/2023

NUMBER 1

TRANSPORT

Road cross-border traffic of freight motor vehicles and goods¹ First 2023

The total border traffic at the entrance to Bosnia and Herzegovina in the first quarter of 2023 amounted to slightly more than 52.4 thousand freight motor vehicles. The number of freight motor vehicles at the entrance during the first quarter of 2023 is higher by 2.5% compared to the same period last year. Compared to the same quarter of the previous year, the number of domestic vehicles decreased by 12.5% while the number of foreign vehicles higher by 26.3%.

In the structure of road border traffic at the entrance, domestic freight motor vehicles participate with 52.4% and foreign freight motor vehicles with 47.6%.

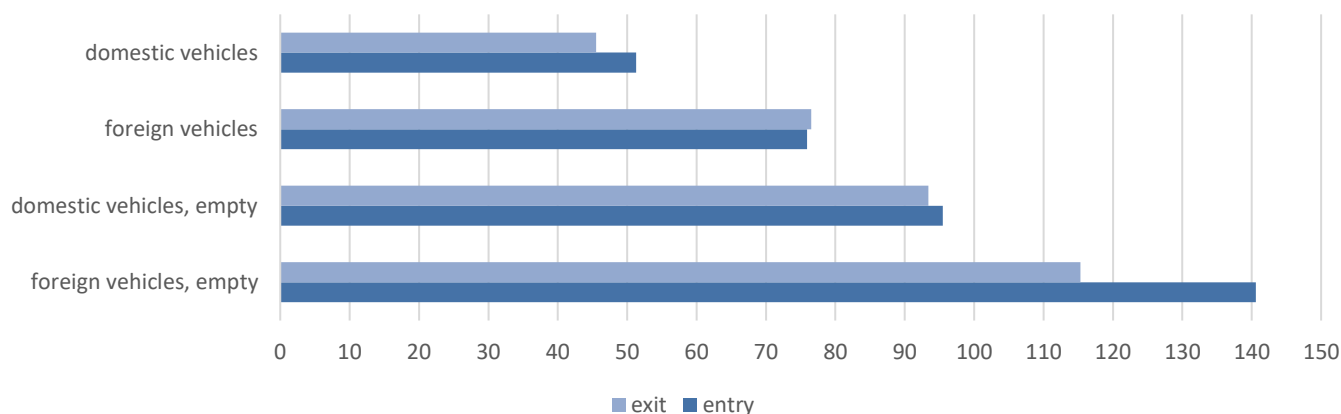
The largest number of vehicles in BiH entered through border crossings with Croatia 52.0%, followed by border crossings with Serbia 34.1% and Montenegro 13.9%.

At the exit of Bosnia and Herzegovina, number of freight motor vehicles is lower by 25.4% compared to the same period in 2022. The number of vehicles with domestic registration at the exit is lower by 33.7%, while in the same period the exit of vehicles with foreign registration is decreased by 2.7%.

In road cross-border traffic, there were in total amount 591 thousand tons of goods that exit the country in the first quarter of 2023 that is for 46.0% lower than in the first quarter of the previous year.

At the exit, the largest number of freight vehicles was registered through border crossings with Croatia 61.5%, followed by Serbia 35.1% and Montenegro 3.5%.

Graph 1: Road cross-border traffic of freight motor vehicles, 1st quarter 2023/ 1st quarter 2022



¹ Indirect Taxation Authority of BiH

T.1. Road cross- border traffic of freight motor vehicles and goods

Vehicle's registration	Entry			Exit		
	1 st quarter 2022	1 st quarter 2023	Index $\frac{I\ 2023}{I\ 2022}$	1 st quarter 2022	1 st quarter 2023	Index $\frac{I\ 2023}{I\ 2022}$
Freight vehicles TOTAL	51167	52429	102,5	85510	63829	74,6
domestic	31415	27483	87,5	62536	41485	66,3
foreign	19752	24946	126,3	22974	22344	97,3
Freight vehicles Import/export	7801	4648	59,6	46074	24304	52,7
domestic	5170	2651	51,3	35325	16076	45,5
foreign	2631	1997	75,9	10749	8228	76,5
Freight vehicles Transit ²	6281	6684	106,4	293	285	97,3
domestic	1765	1460	82,7	252	216	85,7
foreign	4516	5224	115,7	41	69	168,3
Empty freight vehicles	37085	41097	110,8	39143	39240	100,2
domestic	24480	23372	95,5	26959	25193	93,4
foreign	12605	17725	140,6	12184	14047	115,3
Goods, '000t	508	655	128,9	1094	591	54,0
domestic	365	443	121,4	847	384	45,3
foreign	143	212	148,3	247	207	83,8
In freight vehicles Import/export	133	62	46,6	1091	589	54,0
domestic	94	36	38,3	845	382	45,2
foreign	39	26	66,7	246	207	84,1
In freight vehicles Transit, '000t ²	375	593	158,1	3	3	100,0
domestic	271	407	150,2	2	2	100,0
foreign	104	186	178,8	1	1	100,0

T.2. Road cross-border traffic of freight motor vehicles by directions, 1st quarter 2023

Vehicle's registration	Entry			Exit		
	Loaded freight motor vehicles	Empty freight vehicles	Goods in freight vehicles, t	Loaded freight motor vehicles	Empty freight vehicles	Goods in freight vehicles, t
TOTAL	11332	41097	655442	24589	39240	591155
Across Bosnia and Herzegovina- Croatia border	7561	19715	457686	17116	22107	399487
Across Bosnia and Herzegovina- Serbia border	2338	15522	117248	6727	15646	177597
Across Bosnia and Herzegovina- Montenegro border	1433	5860	80508	746	1487	14071

² Due to the transition to the new electronic transit system (New Computerized Transit System - NCTS), missing data for goods vehicles in transit. The data will be published later.

T.3. Road cross- border traffic of goods in freight motor vehicles, by directions and border crossings

	Goods in freight vehicles, t			
	Entry		Exit	
	1 st quarter 2022	1 st quarter 2023	1 st quarter 2022	1 st quarter 2023
Total	507840	655442	1093627	591155
Across Bosnia and Herzegovina- Croatia border	347531	457686	852457	399486
Bijača	13180	27242	34577	5164
Brčko	583	674	7	5
Bosanski Brod	75303	65276	88601	55510
Gorica	61637	88037	16566	7027
Gradina	18623	27143	48996	10181
Gradiška	52076	116858	104202	31795
Hukića Brdo	18399	17540	2245	259
Izačić	11569	4745	41298	6592
Kamensko	70572	76675	79561	11404
Orašje	15120	14122	179469	120261
Šamac	10423	10742	241071	114252
Strmica	1	63	13662	1469
Doljani	-	0	-	0
Donji Svilaj	43	8568	2200	35566
Ivanjica	2	1	2	1
Across Bosnia and Herzegovina- Serbia border	111914	117248	201699	177598
Karakaj	13073	19481	112923	54703
Pavlovića Most	20226	12783	17803	100948
Rača	31487	32135	46658	15139
Uvac	735	1316	5567	2996
Vardište	46393	51532	18748	3811
Bratunac – Novi Most	0	1	0	1
Across Bosnia and Herzegovina- Montenegro border	48395	80508	39471	14071
Deluša	33850	60893	34743	12626
Hum	14	3	16	19
Klobuk	13049	19586	4140	1425
Metaljka	1482	26	572	1

T.4. Road cross - border traffic of freight motor vehicles, by directions and border crossings at the entrance to BiH

	1 st quarter 2022		1 st quarter 2023	
	Loaded freight vehicles	Empty freight vehicles	Loaded freight vehicles	Empty freight vehicles
Total	14082	37085	11332	41097
Across Bosnia and Herzegovina- Croatia border	9185	21359	7561	19715
Bijača	276	1178	529	1305
Brčko	274	0	324	0
Bosanski Brod	1906	0	899	0
Gorica	783	107	953	119
Gradina	545	1102	533	1227
Gradiška	2061	61	1532	489
Hukića Brdo	378	766	395	996
Izačić	265	846	232	586
Kamensko	1899	2387	1104	1620
Orašje	467	6604	543	6214
Šamac	296	6103	289	2987
Strmica	5	407	3	310
Doljani	-	-	0	0
Donji Svilaj	19	1646	207	3688
Ivanjica	11	151	18	100
Osoje	-	1	0	74
Across Bosnia and Herzegovina- Serbia border	3469	9273	2338	15522
Karakaj	511	3897	488	3542
Pavlovića Most	711	3712	376	8527
Rača	1351	818	750	584
Uvac	105	8	122	585
Vardište	790	0	596	1546
Bratunac	-	0	0	0
Bratunac- Novi Most	1	758	6	626
Skelani	-	80	0	112
Across Bosnia and Herzegovina- Montenegro border	1428	6453	1433	5860
Deluša	1127	4858	1146	4451
Hum	48	101	27	109
Klobuk	210	1408	253	1190
Metaljka	43	86	7	110

T.5.Road cross – border traffic of freight motor vehicles, by directions and border crossings at the exit to BiH

	1 st quarter 2022		1 st quarter 2023	
	Loaded freight vehicles	Empty freight vehicles	Loaded freight vehicles	Empty freight vehicles
Total	46367	39143	24589	39240
Across Bosnia and Herzegovina- Croatia border	35683	22261	17116	22107
Bijača	1467	8727	364	10283
Brčko	10	0	13	0
Bosanski Brod	3845	0	2436	0
Gorica	758	156	368	73
Gradina	2033	1130	496	1078
Gradiška	4694	290	1643	1993
Hukića Brdo	253	450	89	1470
Izačić	2076	1893	339	1781
Kamensko	3265	0	576	0
Orašje	7035	3506	4737	3033
Šamac	9545	871	4488	858
Strmica	583	72	69	24
Ivanjica	11	10	15	15
Osoje	-	0	0	117
Donji Svilaj	108	5156	1483	1382
Across Bosnia and Herzegovina- Serbia border	8867	15737	6727	15646
Karakaj	4759	5706	2360	6067
Pavlovića Most	879	3698	3209	2835
Rača	2136	5855	765	4740
Uvac	256	11	142	107
Vardište	836	0	246	1459
Bratunac	-	0	0	0
Bratunac- Novi Most	1	385	5	370
Skelani	-	82	0	68
Across Bosnia and Herzegovina- Montenegro border	1817	1145	746	1487
Deluša	1516	850	593	1205
Hum	49	19	41	13
Klobuk	224	268	106	261
Metaljka	28	8	6	8

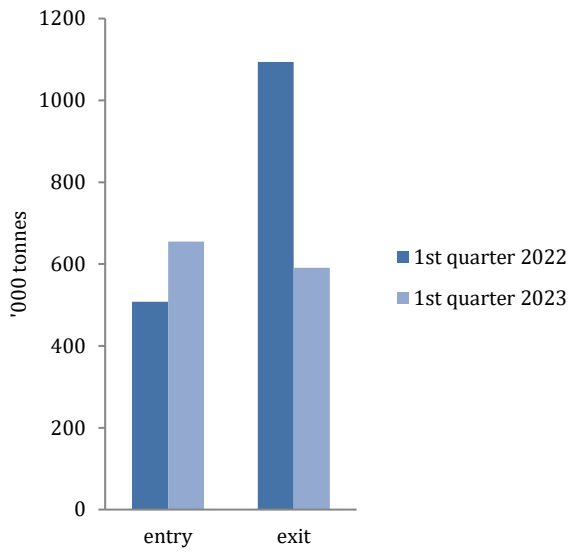
T.6. Road cross-border traffic of goods in freight motor vehicles (entry), by country of registration

Country of registration	1 st quarter 2022		1 st quarter 2023	
	Number of loaded vehicles	Tonnes of goods	Number of loaded vehicles	Tonnes of goods
Total	14082	507840	11332	655442
Bosnia and Herzegovina	6935	364900	4111	443315
Foreign countries	7147	142940	7221	212127
Albania	19	164	89	1655
Andorra	16	49	10	10
Austria	243	1750	274	2227
Bahrain	2	7	1	0
Belgium	19	86	32	117
Belarus	15	283	0	0
Bulgaria	105	1534	98	1745
Montenegro	866	25388	1214	75698
Czech Republic	46	695	52	395
Denmark	23	42	29	142
Finland	4	25	10	18
France	76	234	85	297
Greece	0	0	1	23
Netherlands	143	575	179	1013
Croatia	1135	26306	1126	29134
Iran	31	665	37	811
Italy	58	310	83	369
Lithuania	6	88	5	43
Luxembourg	4	5	7	11
Hungary	87	636	122	751
North Macedonia	511	12129	177	3553
Moldova	10	184	5	92
Norway	15	37	76	227
Germany	476	3493	587	4488
Poland	149	1496	139	1769
Romania	36	403	40	348
Russia Federation	24	460	1	1
USA	8	22	11	29
Slovakia	32	373	31	250
Slovenia	742	16047	715	19847
Serbia	1306	27371	1106	48638
Spain	1	20	3	7
Sweden	61	179	144	427
Switzerland	304	1073	374	1422
Turkey	318	16339	243	15166
Ukraine	50	1125	37	819
United Kingdom	2	2	4	5
Other countries	204	3345	74	580

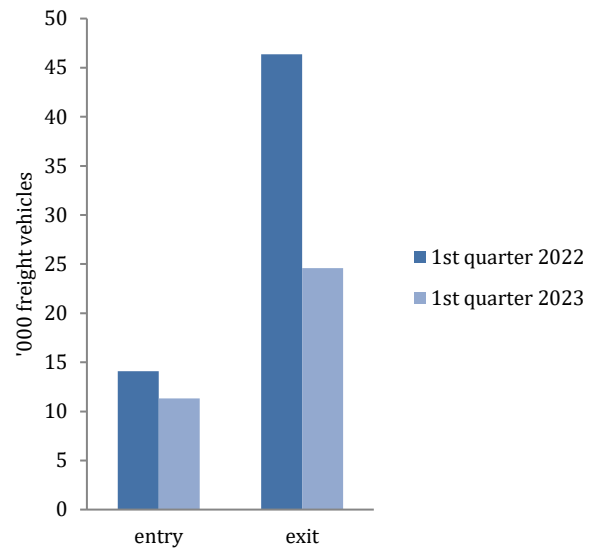
T.7. Road cross-border traffic of goods in freight motor vehicles (exit), by country of registration

Country of registration	1 st quarter 2022		1 st quarter 2023	
	Number of loaded vehicles	Tonnes of goods	Number of loaded vehicles	Tonnes of goods
Total	46367	1093627	24589	591155
Bosnia and Herzegovina	35577	846524	16292	384176
Foreign countries	10790	247103	8297	206979
Albania	35	795	11	188
Andorra	12	6	11	5
Austria	11	3	37	437
Bahrain	8	108	3	24
Belgium	0	0	0	0
Belarus	2	41	0	0
Bulgaria	85	1764	57	1052
Montenegro	1038	24662	320	7318
Czech Republic	2	11	5	15
Denmark	0	0	0	0
France	1	2	1	0
Greece	0	0	1	25
Netherlands	0	0	3	5
Croatia	4549	108168	2896	65973
Iran	6	138	5	78
Italy	7	51	11	31
Lithuania	18	443	9	220
Luxembourg	0	0	0	0
Hungary	10	75	8	99
North Macedonia	84	2074	22	444
Moldova	35	737	0	0
Norway	0	0	0	0
Germany	64	93	50	78
Poland	80	1760	21	356
Romania	2	50	0	0
Russia Federation	6	126	0	0
USA	0	0	1	2
Slovakia	6	115	0	0
Slovenia	617	12823	302	5609
Serbia	3883	87995	4472	124207
Spain	0	0	0	0
Sweden	0	0	0	0
Switzerland	6	7	6	3
Turkey	6	82	2	18
Ukraine	7	144	8	177
United Kingdom	0	0	0	0
Other countries	210	4830	35	615

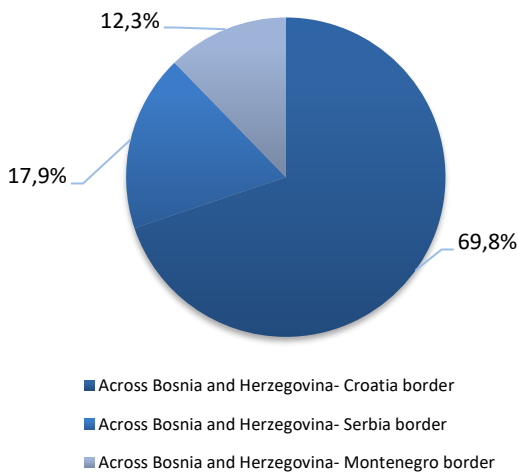
Graph 2: Road cross-border traffic of freight, entry and exit



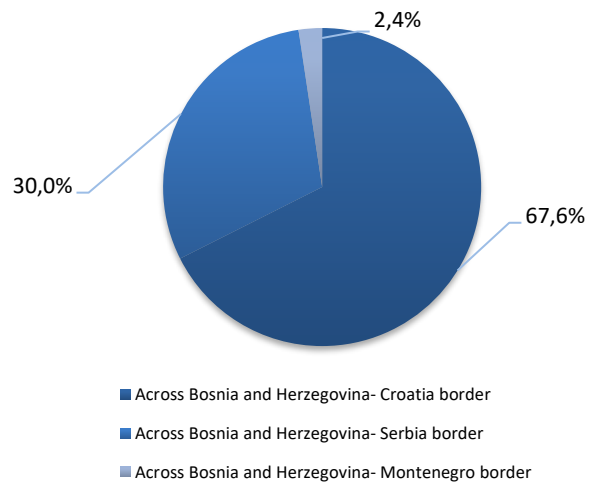
Graph 3: Road cross-border traffic of loaded freight motor vehicles, entry and exit



Graph 4: Cross- border traffic of freight at the entrance to BiH



Graph 5. Cross- border traffic of freight at the exit to BiH



NOTES OF METODOLOGY

Source and methods of data collection

The purpose of the research is to gather information on the work of transfer companies and gather information on the temporary import, temporary export, transit, the number of vehicles at the exit international road transport at the door, international road transport at the exit. Data on cross-border traffic of freight motor vehicles cover all border crossings where there are customs offices. Data for cross-border traffic of freight vehicles and goods Agency for Statistics of BiH has taken from the Indirect Taxation Authority BiH. Data includes all freight road vehicles and goods crossing the border and entering or exiting the Bosnia and Herzegovina. Freight motor vehicles are grouped according to a country of registration and monitored according to the directions of movement and border crossings.

DEFINITION

Border crossing is a place intended for crossing the state border. Border crossings are international, interstate or local ones. They may be road, railway, air, maritime crossings or crossings on inland waterways.

Border crossings for the international traffic are intended for a cross-border traffic of citizens of the Bosnia and Herzegovina and citizens of other countries.

Border crossings for the local traffic are intended for a cross-border traffic of citizens from a certain area of the Bosnia and Herzegovina and a certain area of the neighbouring country according to the international agreement

Goods in entry are goods that entered the customs territory of the Bosnia and Herzegovina, while goods in exit are goods that exited from the customs territory of the Bosnia and Herzegovina.

Freight vehicle is a motor vehicle used for the transport of goods, which is recorded by the Customs Authority in the entry to the customs territory of the Bosnia and Herzegovina or in the exit from the customs territory of Bosnia and Herzegovina

Transit means the transport of goods from the customs territory of one part to another office in the same territory, in accordance with the conditions provided for by national laws and regulations of that country

ABBREVIATIONS

t	tonne
'000 t	'000 tonnes

STATISTICAL SIGNS

... data are not available

Published by the Agency for Statistics of the Bosnia and Herzegovina, 71000 Sarajevo, Zelenih beretki 26

Phone: +387 (33) 911 911 | Telefax: +387 (33) 220 622
E-mail: bhas@bhas.gov.ba | Web site: www.bhas.gov.ba

Responsible persons:

Alen Bajramović, Head of Department for Services Statistics
Vesna Čužić, Director

Prepared by: Emina Mehanović



Please consider the environment before printing this document.