



FIRST RELEASE



You are required to specify a data source when allowed in your product or application.

YEAR IX

SARAJEVO, 02/10/2023

NUMBER 2

TRANSPORT

Road cross-border traffic of freight motor vehicles and goods¹ Second quarter 2023

The total border traffic at the entrance to Bosnia and Herzegovina in the second quarter of 2023 amounted to slightly more than 60.6 thousand freight motor vehicles. The number of freight motor vehicles at the entrance during the second quarter of 2023 is higher by 3.7% compared to the same period last year. Domestic vehicles decreased by 1.5%, while foreign vehicles increased by 12.9%.

In the structure of road border traffic at the entrance, domestic freight motor vehicles participate with 60.6% and foreign freight motor vehicles with 39.4%.

The largest number of vehicles in BiH entered through border crossings with Croatia 62.8%, followed by border crossings with Serbia 22.4% and Montenegro 14.8%.

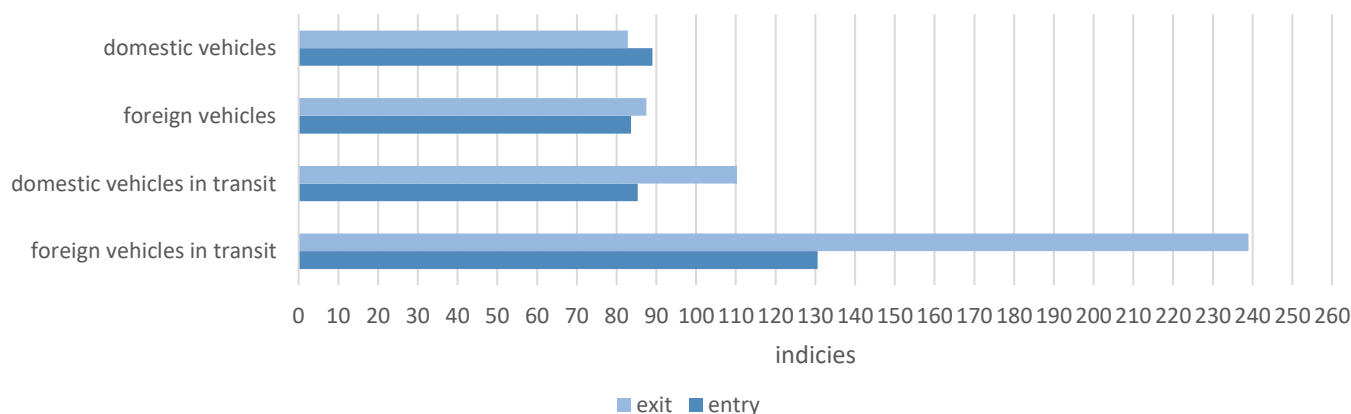
In the second quarter of 2023 year 1 357 267 tons of goods entered, which is 147.4% more than in the second quarter of the previous year.

On the exit number of freight motor vehicles from Bosnia and Herzegovina is lower by 8.5% compared to the same period in 2022. The number of vehicles with domestic registration at the exit is lower by 10.6%, while in the same period the exit of vehicles with foreign registration is lower by 2.8%.

In road cross-border traffic there were in total amount 1.07 million tons of goods that exit the country in the second quarter of 2023 which is for 15.3% lower than in the second quarter of the previous year.

At the exit, the largest number of trucks was registered through border crossings with Croatia 66.4%, followed by Serbia 29.4% and Montenegro 4.2%.

Graph 1: Road cross-border traffic of freight motor vehicles, 2nd quarter 2023/ 2nd quarter 2022



¹ Indirect Taxation Authority of BiH

T.1. Road cross- border traffic of freight motor vehicles and goods

Vehicle's registration	Entry			Exit		
	2 nd quarter 2022	2 nd quarter 2023	Index $\frac{\text{II 2023}}{\text{II 2022}}$	2 nd quarter 2022	2 nd quarter 2023	Index $\frac{\text{II 2023}}{\text{II 2022}}$
Freight vehicles TOTAL	58498	60678	103,7	93130	85238	91,5
domestic	37307	36756	98,5	68106	60906	89,4
foreign	21191	23922	112,9	25024	24332	97,2
Freight vehicles Import/export	10621	9259	87,2	53584	44915	83,8
domestic	6995	6229	89,0	41532	34374	82,8
foreign	3626	3030	83,6	12052	10541	87,5
Freight vehicles Transit	6281	7402	117,8	293	376	128,3
domestic	1765	1505	85,3	252	278	110,3
foreign	4516	5897	130,6	41	98	239,0
Empty freight vehicles	41596	44017	105,8	39253	39947	101,8
domestic	28547	29022	101,7	26322	26254	99,7
foreign	13049	14995	114,9	12931	13693	105,9
Goods, '000t	549	1357	247,4	1261	1070	84,9
domestic	397	973	245,1	996	826	82,9
foreign	152	384	253,3	265	245	92,4
In freight vehicles Import/export	174	137	78,5	1259	1067	84,7
domestic	127	100	79,2	994	823	82,8
foreign	47	36	76,6	265	244	92,1
In freight vehicles Transit, '000t	375	1221	325,7	3	4	144,5
domestic	271	873	322,7	2	3	120,5
foreign	104	348	333,6	1	1	100,0

T.2. Road cross-border traffic of freight motor vehicles by directions, 2nd quarter 2023

Vehicle's registration	Entry			Exit		
	Loaded freight motor vehicles	Empty freight vehicles	Goods in freight vehicles, t	Loaded freight motor vehicles	Empty freight vehicles	Goods in freight vehicles, t
TOTAL	16661	44017	1357267	45291	39947	1070459
Across Bosnia and Herzegovina- Croatia border	11372	26724	1108386	36022	20594	854941
Across Bosnia and Herzegovina- Serbia border	3155	10454	157989	7441	17619	177906
Across Bosnia and Herzegovina- Montenegro border	2134	6839	90892	1828	1734	37612

T.3. Road cross- border traffic of goods in freight motor vehicles, by directions and border crossings

	Goods in freight vehicles, t			
	Entry		Exit	
	2 nd quarter 2022	2 nd quarter 2023	2 nd quarter 2022	2 nd quarter 2023
Total	548718	1357267	1261365	1070459
Across Bosnia and Herzegovina- Croatia border	382396	1108386	1027213	854941
Bijača	13197	32051	52475	15259
Brčko	584	772	9	9
Bosanski Brod	79440	316698	95703	96986
Gorica	73996	110427	13218	16821
Gradina	18711	276176	32957	28877
Gradiška	51131	216391	113885	136756
Hukića Brdo	19441	25643	2247	567
Izačić	14244	8879	54458	27911
Kamensko	86043	78924	111903	43370
Orašje	15480	19275	231197	188604
Šamac	10009	12608	274993	205968
Strmica	5	8	15346	13427
Doljani	0	0	0	0
Donji Svilaj	109	10531	28816	80384
Ivanjica	6	3	6	3
Across Bosnia and Herzegovina- Serbia border	112756	157989	202225	177906
Karakaj	13324	21513	100754	70983
Pavlovića Most	19135	16707	9956	57104
Rača	33198	27041	60365	33860
Uvac	742	1436	7687	7302
Vardište	46350	91285	23457	8650
Bratunac – Novi Most	7	7	7	7
Across Bosnia and Herzegovina- Montenegro border	53567	90892	31926	37612
Deluša	38425	58089	24281	32458
Hum	52	32	59	44
Klobuk	13607	31907	6292	4810
Metaljka	1483	864	1295	300

T.4. Road cross - border traffic of freight motor vehicles, by directions and border crossings at the entrance to BiH

	2 nd quarter 2022		2 nd quarter 2023	
	Loaded freight vehicles	Empty freight vehicles	Loaded freight vehicles	Empty freight vehicles
Total	16902	41596	16661	44017
Across Bosnia and Herzegovina- Croatia border	11341	25964	11372	26724
Bijača	386	1472	711	1452
Brčko	287	0	364	0
Bosanski Brod	2154	0	1503	0
Gorica	1278	45	1388	33
Gradina	573	999	636	1418
Gradiška	2238	597	1954	2934
Hukića Brdo	441	875	470	790
Izačić	426	813	336	730
Kamensko	2594	2956	2583	2000
Orašje	543	6851	775	7183
Šamac	311	6105	351	4742
Strmica	14	551	16	464
Doljani	0	0	0	0
Donji Svilaj	61	4465	276	4789
Ivanjica	35	235	9	154
Osoje	0	0	0	35
Across Bosnia and Herzegovina- Serbia border	3867	9068	3155	10454
Karakaj	601	3867	524	2972
Pavlovića Most	823	3802	459	4498
Rača	1470	630	1315	612
Uvac	113	4	160	666
Vardište	849	0	688	1051
Bratunac	0	0	0	0
Bratunac- Novi Most	11	742	9	544
Skelani	0	23	0	111
Across Bosnia and Herzegovina- Montenegro border	1694	6564	2134	6839
Deluša	1317	4689	1688	5205
Hum	73	146	67	151
Klobuk	253	1504	337	1270
Metaljka	51	225	42	213

T.5.Road cross – border traffic of freight motor vehicles, by directions and border crossings at the exit to BiH

	2 nd quarter 2022		2 nd quarter 2023	
	Loaded freight vehicles	Empty freight vehicles	Loaded freight vehicles	Empty freight vehicles
Total	53877	39253	45291	39947
Across Bosnia and Herzegovina- Croatia border	43044	21909	36022	20594
Bijača	2272	8026	869	10631
Brčko	20	0	25	0
Bosanski Brod	4238	0	4231	0
Gorica	655	79	847	26
Gradina	1451	1166	1303	949
Gradiška	5203	1686	6035	1037
Hukića Brdo	253	357	144	1192
Izačić	2582	2418	1269	2124
Kamensko	4627	0	2043	0
Orašje	9028	2897	7424	2759
Šamac	10816	653	7996	935
Strmica	680	130	583	50
Ivanjica	35	9	9	10
Osoje	0	0	0	40
Donji Svilaj	1184	4488	3244	841
Across Bosnia and Herzegovina- Serbia border	9255	16049	7441	17619
Karakaj	4386	6446	3120	6645
Pavlovića Most	694	4433	1856	3712
Rača	2730	4754	1622	5521
Uvac	341	10	319	88
Vardište	1093	0	514	1089
Bratunac	0	0	0	0
Bratunac- Novi Most	11	388	10	478
Skelani	0	18	0	86
Across Bosnia and Herzegovina- Montenegro border	1578	1295	1828	1734
Deluša	1099	615	1461	1316
Hum	83	26	72	31
Klobuk	329	641	269	370
Metaljka	67	13	26	17

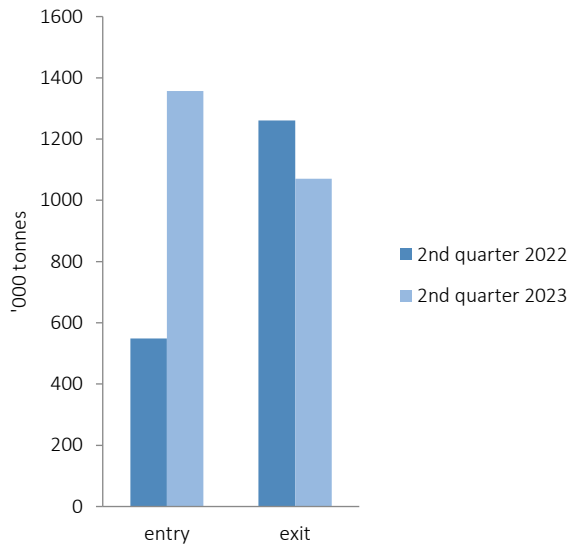
T.6. Road cross-border traffic of goods in freight motor vehicles (entry), by country of registration

Country of registration	2 nd quarter 2022		2 nd quarter 2023	
	Number of loaded vehicles	Tonnes of goods	Number of loaded vehicles	Tonnes of goods
Total	16902	548718	16661	1357267
Bosnia and Herzegovina	8760	397170	7734	973353
Foreign countries	8142	151548	8927	383914
Albania	21	217	103	1972
Andorra	30	8	16	2
Austria	243	1749	341	2651
Bahrain	4	52	4	1
Belgium	19	86	42	114
Belarus	14	269	0	0
Bulgaria	104	1533	108	1758
Montenegro	1094	30868	1626	75729
Czech Republic	47	716	53	397
Denmark	24	42	37	216
Finland	5	25	11	44
France	78	235	108	356
Greece	0	0	1	0
Netherlands	145	575	222	757
Croatia	1405	26819	1416	37059
Iran	30	659	20	434
Italy	71	344	105	397
Lithuania	6	88	11	231
Luxembourg	5	5	4	11
Hungary	101	634	174	889
North Macedonia	462	10687	192	4043
Moldova	5	82	7	91
Norway	15	37	132	383
Germany	490	3498	652	5698
Poland	169	1714	156	1645
Romania	45	437	42	379
Russia Federation	24	460	3	2
USA	8	22	19	44
Slovakia	32	368	30	300
Slovenia	867	19077	783	168814
Serbia	1604	27686	1538	55702
Spain	2	20	7	20
Sweden	61	179	181	630
Switzerland	305	1075	433	1795
Turkey	328	16556	237	19774
Ukraine	49	1104	50	1192
United Kingdom	5	5	7	34
Other countries	225	3616	56	349

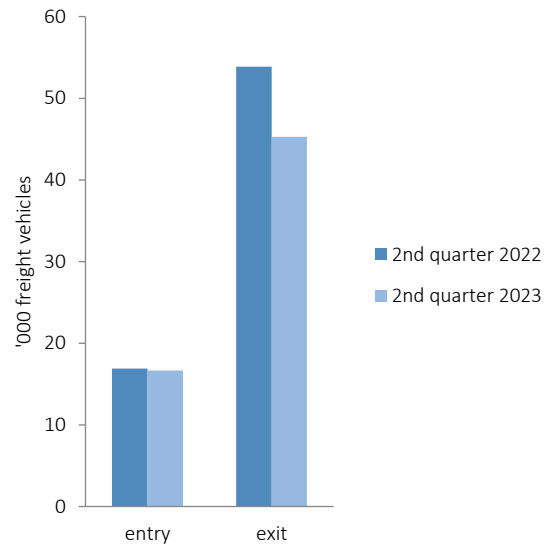
T.7. Road cross-border traffic of goods in freight motor vehicles (exit), by country of registration

Country of registration	2 nd quarter 2022		2 nd quarter 2023	
	Number of loaded vehicles	Tonnes of goods	Number of loaded vehicles	Tonnes of goods
Total	53877	1261365	45291	1070459
Bosnia and Herzegovina	41784	996475	34652	825702
Foreign countries	12093	264890	10639	244757
Albania	40	991	12	288
Andorra	34	79	20	65
Austria	13	4	45	490
Bahrain	4	52	4	48
Belgium	0	0	1	1
Belarus	0	0	0	0
Bulgaria	69	1440	136	2649
Montenegro	1021	23558	773	17279
Czech Republic	6	27	6	6
Denmark	1	0	0	0
Finland	0	0	0	0
France	3	34	3	4
Greece	0	0	0	0
Netherland	5	8	10	31
Croatia	5013	114679	4673	108030
Iran	11	251	8	182
Italy	14	54	12	242
Lithuania	20	493	17	419
Luxembourg	1	0	0	0
Hungary	22	6	14	56
North Macedonia	128	2947	53	949
Moldova	23	484	0	0
Norway	0	0	1	1
Germany	76	83	74	213
Poland	118	2528	94	2146
Romania	10	56	3	4
Russia Federation	1	21	2	1
USA	0	0	0	0
Slovakia	2	49	4	72
Slovenia	799	17170	543	10473
Serbia	4205	89889	3921	96785
Spain	1	1	1	0
Sweden	0	0	0	0
Switzerland	5	6	5	8
Turkey	10	80	4	41
Ukraine	71	1570	7	158
United Kingdom	2	0	2	2
Other countries	365	8330	191	4114

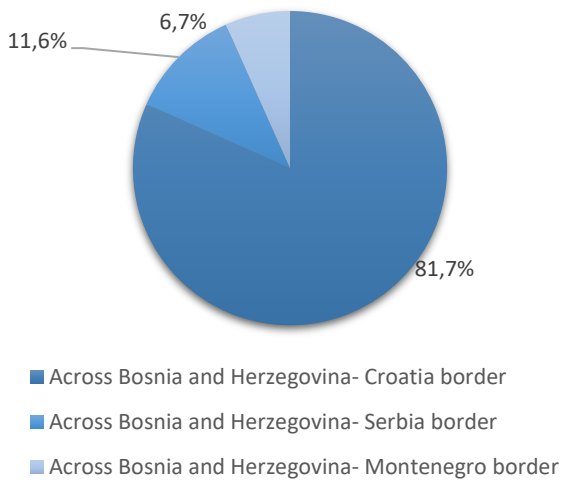
Graph 2: Road cross-border traffic of freight, entry and exit



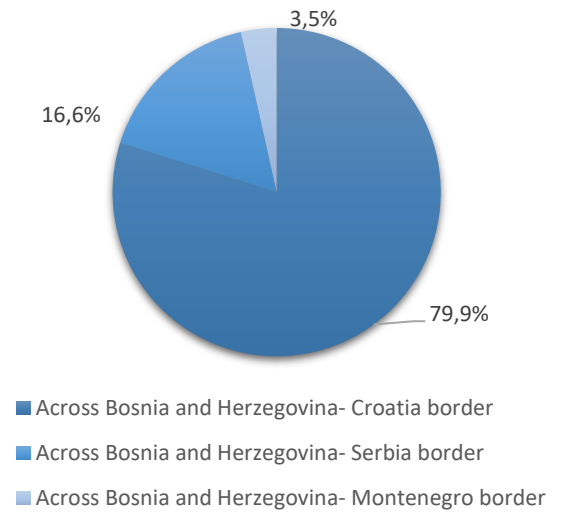
Graph 3: Road cross-border traffic of loaded freight motor vehicles, entry and exit



Graph 4: Cross- border traffic of freight at the entrance to BiH



Graph 5. Cross- border traffic of freight at the exit to BiH



NOTES OF METODOLOGY

Source and methods of data collection

The purpose of the research is to gather information on the work of transfer companies and gather information on the temporary import, temporary export, transit, the number of vehicles at the exit international road transport at the door, international road transport at the exit. Data on cross-border traffic of freight motor vehicles cover all border crossings where there are customs offices. Data for cross-border traffic of freight vehicles and goods Agency for Statistics of BiH has taken from the Indirect Taxation Authority BiH. Data includes all freight road vehicles and goods crossing the border and entering or exiting the Bosnia and Herzegovina. Freight motor vehicles are grouped according to a country of registration and monitored according to the directions of movement and border crossings.

DEFINITION

Border crossing is a place intended for crossing the state border. Border crossings are international, interstate or local ones. They may be road, railway, air, maritime crossings or crossings on inland waterways.

Border crossings for the international traffic are intended for a cross-border traffic of citizens of the Bosnia and Herzegovina and citizens of other countries.

Border crossings for the local traffic are intended for a cross-border traffic of citizens from a certain area of the Bosnia and Herzegovina and a certain area of the neighbouring country according to the international agreement

Goods in entry are goods that entered the customs territory of the Bosnia and Herzegovina, while goods in exit are goods that exited from the customs territory of the Bosnia and Herzegovina.

Freight vehicle is a motor vehicle used for the transport of goods, which is recorded by the Customs Authority in the entry to the customs territory of the Bosnia and Herzegovina or in the exit from the customs territory of Bosnia and Herzegovina

Transit means the transport of goods from the customs territory of one part to another office in the same territory, in accordance with the conditions provided for by national laws and regulations of that country

ABBREVIATIONS

t	tonne
'000 t	'000 tonnes

Published by the Agency for Statistics of the Bosnia and Herzegovina, 71000 Sarajevo, Zelenih beretki 26

Phone: +387 (33) 911 911 | Telefax: +387 (33) 220 622

E-mail: bhas@bhas.gov.ba | Web site: www.bhas.gov.ba

Responsible persons:

Alen Bajramović, Head of Department for Services Statistics

Vesna Čužić, Director

Prepared by: Emina Mehanović



Please consider the environment before printing this document.