



TRANSPORT

Road transport 2nd quarter 2023

In the road transport of goods in the second quarter of 2023, the number of kilometres covered by vehicles is lower by 2.3%, compared to the second quarter of the previous year. The volume of transported goods are higher by 0.9%, while achieved tonne -kilometres are decreased by 0.1%.

In the road transport of passengers the vehicle kilometres that are covered shows an decrease by 1.6%, while the number of transported passengers are lower by 3.4% compared to the second quarter of the previous year. Achieved passenger kilometres are increased by 0.7% compared to the same quarter of the previous year.

In the second quarter of 2023 the number of total kilometres covered in urban-suburban transport are increased by 14.2% compared to the same quarter of the previous year, while the number of passengers transported was lower by 21.5%.

Graph 1: Goods transported in road transport, 000t

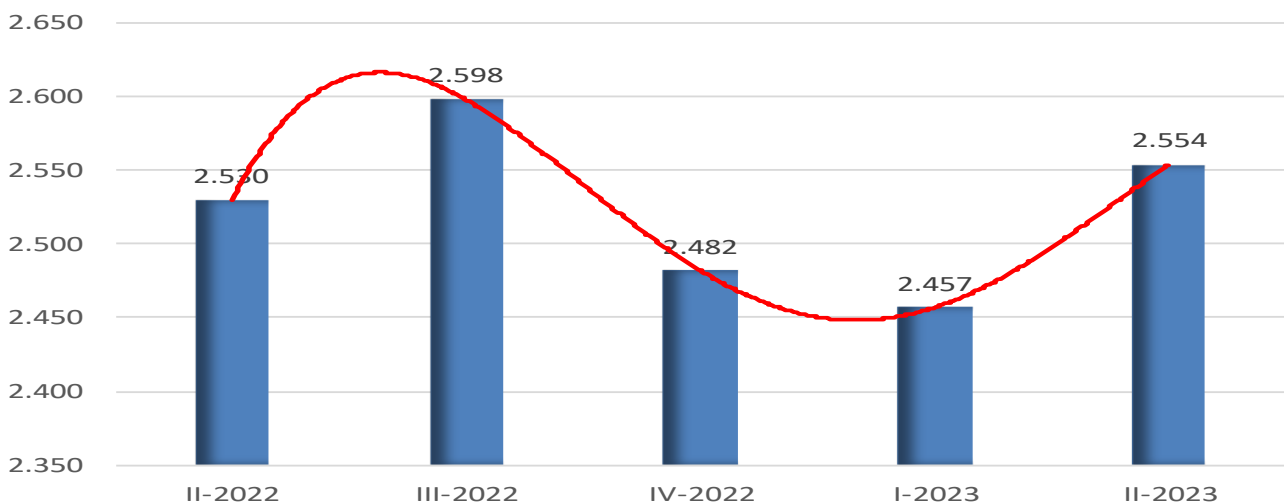


Table 1: Transport of goods

Volume of transport by transport indicators	II quarter 2022	I - II quarter 2022	I quarter 2023	II quarter 2023	I - II quarter 2023
Vehicle-kilometres covered,000	158385	310403	151117	154724	305841
Tonnes of goods transported, 000t	2530	4954	2457	2554	5011
Tonne-kilometres, 000	1174313	2265949	1110422	1173034	2283456

Indices by transport indicators	<u>II 2023</u> I 2023	<u>II 2023</u> II 2022	<u>I - II 2023</u> I - II 2022
Vehicle-kilometres covered	102,4	97,7	98,5
Tonnes of goods transported	103,9	100,9	101,2
Tonne- kilometres	105,6	99,9	100,8

Table 2: Transport of passengers

Volume of transport by transport indicators	II quarter 2022	I - II quarter 2022	I quarter 2023	II quarter 2023	I - II quarter 2023
Vehicle-kilometres covered,000	18048	33606	16085	17768	33853
Transported passengers, 000	2294	4454	1858	2216	4074
Passenger- kilometres,000	328259	597255	278778	330651	609429

Indices by transport indicators	<u>II 2023</u> I 2023	<u>II 2023</u> II 2022	<u>I - II 2023</u> I - II 2022
Vehicle-kilometres covered	110,5	98,4	100,7
Transported passengers	119,3	96,6	91,5
Passenger- kilometres	118,6	100,7	102,0

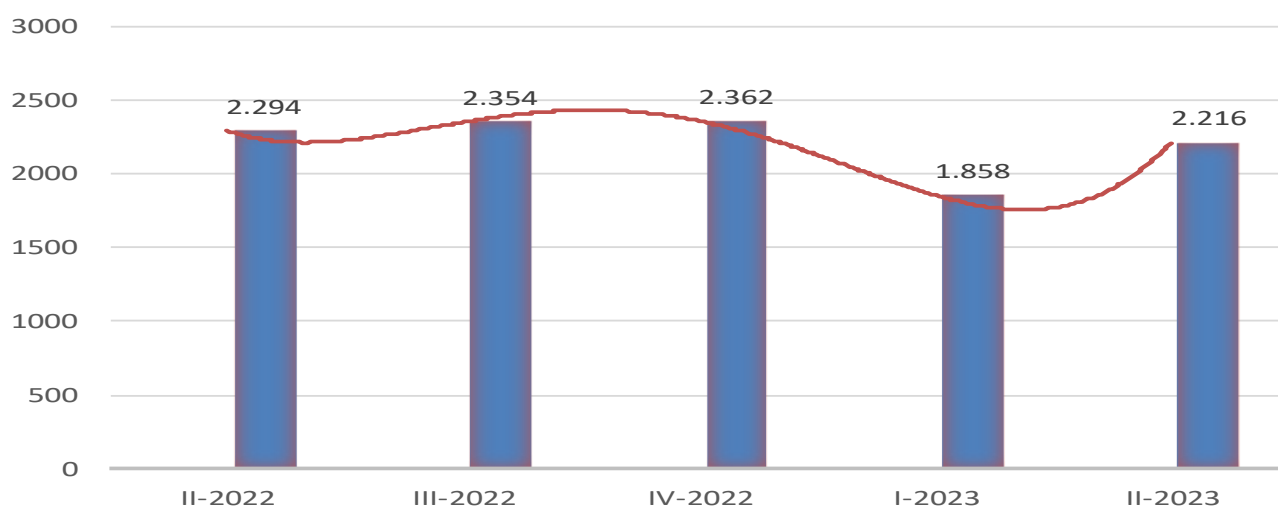
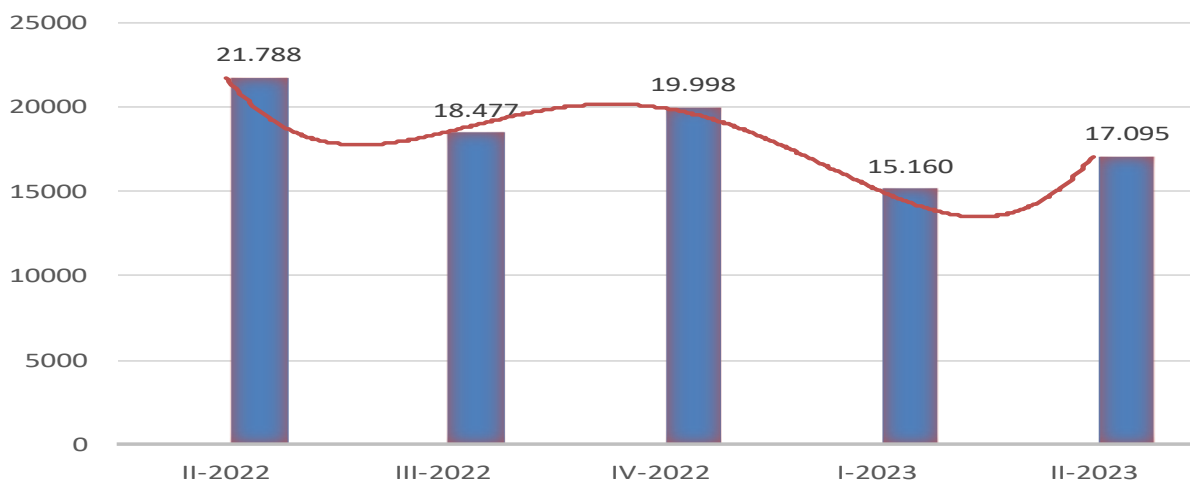
Graph 2: Number of passengers carried in road transport, 000

Table 3: Urban-suburban transport¹

Volume of transport by transport indicators	II quarter 2022	I - II quarter 2022	I quarter 2023	II quarter 2023	I - II quarter 2023
Vehicle-kilometres covered,000	14869	29448	16864	16983	33847
Transported passengers, 000	21788	43200	15160	17095	32255

Indices by transport indicators	$\frac{\text{II 2023}}{\text{I 2023}}$	$\frac{\text{II 2023}}{\text{II 2022}}$	$\frac{\text{I - II 2023}}{\text{I - II 2022}}$
Vehicle-kilometres covered	100,7	114,2	114,9
Transported passengers	112,8	78,5	74,7

Graph 3: Number of passengers carried in urban-suburban transport, 000

¹ The Canton of Sarajevo applies a new methodology for recording transported passengers in trolleybus transport, which is the reason that the number of transported passengers in urban-suburban transport has decreased.

NOTES OF METHODOLOGY

Data on road transport were obtained by processing monthly and quarterly statistical data from surveys conducted by the Statistical Offices at the level of entities. The reporting units for these surveys are enterprises and other business subjects engaged in domestic and international transport of passengers and goods.

DEFINITIONS

Considered as transport is movement of passengers or cargo from one place (loading place) to another place (unloading place) and representing the operation of transport enterprises.

Domestic transport implies transport of passenger between places of loading and unloading within the borders of the country.

International transport implies transport of passengers between the place of loading in our country and the place of unloading abroad, or the other way round.

Transport of passengers include transported passengers into domestic and international transport.

Passenger kilometre is a unit of measure which refers to transport of one passenger at the distance of one kilometre.

Goods are any goods transported by road transport means.

Goods transport is given in tons and ton kilometres, and it is the sum of all kilometres realized in domestic and international transport.

Tonne kilometre is a unit of measure which refers to transport of one tone of goods at the distance of one kilometre.

Urban transport of passengers refers to the work of economic entities engaged in transport of passengers in urban and suburban settlements. Data on urban/suburban transport is represented by the indicators of kilometres covered and passenger transported.

STATISTICAL SIGNS

- No occurrence of event
- ... Data not available
- * Corrected data

ABBREVIATIONS USED

km	kilometer
pkm	passenger kilometer
t	tonne
tkm	tonne- kilometre

Published by the Agency for Statistics of the Bosnia and Herzegovina, 71000 Sarajevo, Zelenih beretki 26

Phone: +387 (33) 911 911 | Telefax: +387 (33) 220 622

E-mail: bhas@bhas.gov.ba | Web site: www.bhas.gov.ba

Responsible persons:

Alen Bajramović, Head of Department for Services Statistics

Vesna Čužić, Director

Prepared by: Emina Mehanović



Please consider the environment before printing this document.