



FIRST RELEASE



You are required to specify a data source when allowed in your product or application.

YEAR XVII

SARAJEVO, 05/06/2023

NUMBER 4

BUSINESS STATISTICS

Tourism, April 2023

In April 2023 tourists realised 125 364 tourist arrivals in Bosnia and Hercegovina which represent the increase by 25.7% as compared to March 2023 and increase by 52.3% as compared to April 2022. Tourists realised 250 231 tourist nights that represent the increase by 17.8% as compared to March 2023 and increase by 49.9% as compared to April 2022. Domestic tourists share of total number of overnight stays was 28.0% and foreign tourists share was 72.0%.

The number of domestic tourist nights decreased by 5.2% as compared to March 2023 and increased by 7.2% as compared to April 2022. Foreign tourist nights increased by 30.2% as compared to March 2023 and increased by 77.5% as compared to April 2022. Concerning the structure of foreign tourist nights in April 2023, the most of them (67.4%) were realised by tourists from: Serbia (16.9%), Croatia (16.5%), Slovenia (12.9%), Turkey (6.9%), Germany (4.9%) and Italy, Montenegro and Austria by (3.1%). Tourists from other countries realised 32.6% of tourist nights.

Regarding the average stay of foreign tourist in our country the first place comes: Estonia with average stay by 4.4 nights, Qatar with 3.5 nights, Ireland and Kuwait by 3.4, and Malta, Spain and Ukraine by 2.9 nights.

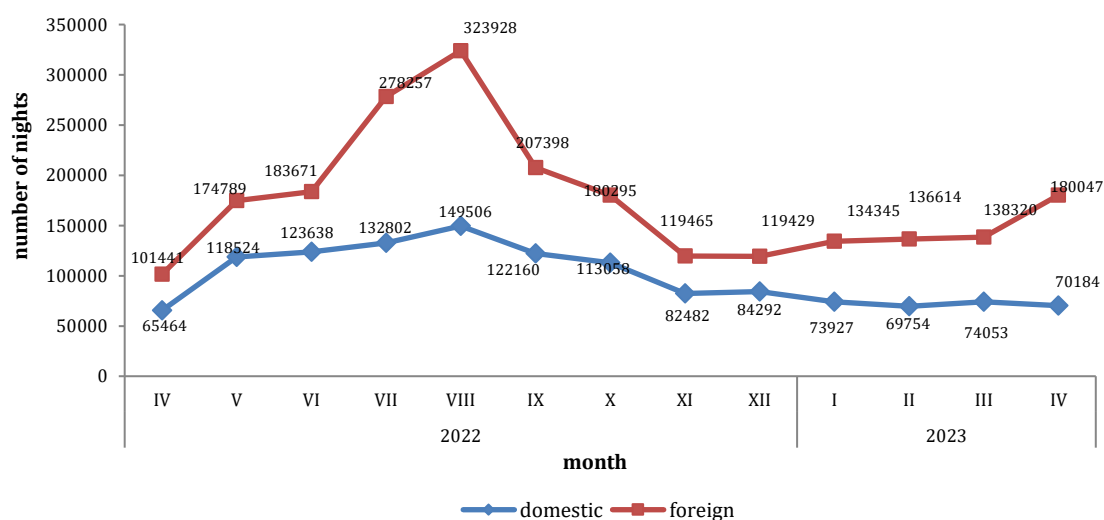
Available rooms, apartments and camping sites for tourists in Bosnia and Herzegovina in April 2023 amounted to 19 172 which increased of 3.2 as compared to April 2022. Number of available beds was 42 182 beds, which is increase by 5.0%, compared to the same month of 2022.

In April 2023, in the activity - Hotels and similar accommodation, number of rooms and apartments available to tourists amounted to 17,706, which is an increase of 3.7% compared to April 2022, and number of available beds amounted to 37 458, which is an increase of 5.4 %, compared to the same month of the previous year.

Net occupancy rate of rooms was 28.5% and permanent beds it was 21.2% in April 2023, while in April 2022, net occupancy rate of rooms was 21.0% and of permanent beds 14.6%.

According to the type of accommodation facility the highest number of nights was recorded in Hotels and similar accommodation with share of 94.9%.

Tourist nights by months Aprile 2022. - Aprile 2023.



	Arrivals					Nights					IV 2023	
	IV 2022*	III 2023	IV 2023	Indices IV 2023 III 2023	Indices IV 2023 IV 2022	IV 2022*	III 2023	IV 2023	Indices IV 2023 III 2023	Indices IV 2023 IV 2022	Structure of nights %	Average number of nights by arrivals
Total	82.308	99.748	125.364	125,7	152,3	166.905	212.373	250.231	117,8	149,9	100,0	2,0
Domestic tourist	32.189	38.824	35.579	91,6	110,5	65.464	74.053	70.184	94,8	107,2	28,0	2,0
Foreign tourist	50.119	60.924	89.785	147,4	179,1	101.441	138.320	180.047	130,2	177,5	72,0	2,0

*konačan podatak

Tourist arrivals by months Aprile 2022. - Aprile 2023.

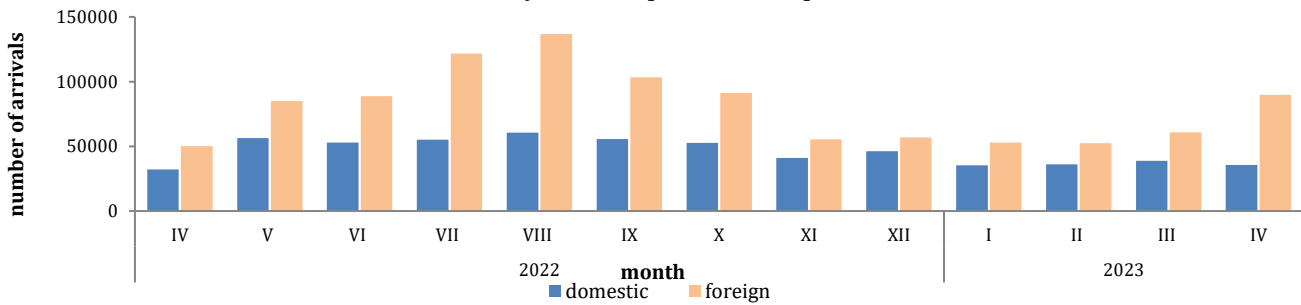


Table2: Foreign tourist arrivals and nights, by country of residence

	Arrivals					Nights					IV 2023	
	IV 2022*	III 2023	IV 2023	Indices IV 2023 III 2023	Indices IV 2023 IV 2022	IV 2022*	III 2023	IV 2023	Indices IV 2023 III 2023	Indices IV 2023 IV 2022	Structure of nights %	Average number of nights by arrivals
Total foreign tourist	50.119	60.924	89.785	147,4	179,1	101.441	138.320	180.047	130,2	177,5	100,0	2,0
Albania	255	338	430	127,2	168,6	493	904	953	105,4	193,3	0,5	2,2
Austria	2.006	1.467	2.882	196,5	143,7	3.600	2.904	5.495	189,2	152,6	3,1	1,9
Belgium	263	154	486	315,6	184,8	623	354	998	281,9	160,2	0,6	2,1
Bulgaria	271	434	738	170,0	272,3	565	961	1.275	132,7	225,7	0,7	1,7
Montenegro	2.020	2.986	2.911	97,5	144,1	4.113	5.677	5.513	97,1	134,0	3,1	1,9
Czech Republic	471	258	651	252,3	138,2	1.096	674	1.339	198,7	122,2	0,7	2,1
Denmark	446	215	292	135,8	65,5	963	634	678	106,9	70,4	0,4	2,3
Denmark	25	33	34	103,0	136,0	37	69	151	218,8	408,1	0,1	4,4
Estonia	142	59	201	340,7	141,5	243	154	334	216,9	137,4	0,2	1,7
Finland	842	527	1.050	199,2	124,7	2.736	1.299	2.437	187,6	89,1	1,4	2,3
France	194	265	395	149,1	203,6	381	449	734	163,5	192,7	0,4	1,9
Greece	742	558	1.230	220,4	165,8	1.891	1.158	2.740	236,6	144,9	1,5	2,2
Netherlands	7.681	15.106	14.396	95,3	187,4	17.286	35.393	29.688	83,9	171,7	16,5	2,1
Croatia	148	133	270	203,0	182,4	352	341	926	271,6	263,1	0,5	3,4
Ireland	12	51	10	19,6	83,3	20	109	25	22,9	125,0	0,0	2,5
Iceland	1.362	1.697	2.574	151,7	189,0	2.690	3.513	5.605	159,6	208,4	3,1	2,2
Italy	18	16	24	150,0	133,3	36	57	47	82,5	130,6	0,0	2,0
Cyprus	23	16	29	181,3	126,1	48	50	71	142,0	147,9	0,0	2,4
Latvia	74	36	133	369,4	179,7	305	54	184	340,7	60,3	0,1	1,4
Lithuania	70	36	80	222,2	114,3	301	76	200	263,2	66,4	0,1	2,5
Luxembourg	739	583	1.275	218,7	172,5	1.968	1.483	2.496	168,3	126,8	1,4	2,0
Hungary	14	16	88	550,0	628,6	36	67	256	382,1	711,1	0,1	2,9
Malta												

(continued on next page)

(next)

	Arrivals					Nights					IV 2023	
	IV 2022	III 2023	IV 2023	Indices IV 2023 III 2023	Indices IV 2023 IV 2022	IV 2022	III 2023	IV 2023	Indices IV 2023 III 2023	Indices IV 2023 IV 2022	Structure of nights %	Average number of nights by arrivals
Norway	224	298	303	101,7	135,3	449	526	752	143,0	167,5	0,4	2,5
Germany	3.542	2.372	4.289	180,8	121,1	7.417	4.904	8.879	181,1	119,7	4,9	2,1
Poland	407	320	1.508	471,3	370,5	720	751	2.522	335,8	350,3	1,4	1,7
Portugal	175	71	176	247,9	100,6	292	223	411	184,3	140,8	0,2	2,3
Romania	251	269	498	185,1	198,4	483	610	1.060	173,8	219,5	0,6	2,1
Russian Federation	386	826	1.110	134,4	287,6	678	1.393	1.899	136,3	280,1	1,1	1,7
North Macedonia	701	1.329	1.228	92,4	175,2	1.436	3.166	2.547	80,4	177,4	1,4	2,1
Slovakia	239	185	453	244,9	189,5	428	375	992	264,5	231,8	0,6	2,2
Slovenia	4.722	4.695	9.701	206,6	205,4	8.256	11.923	23.232	194,9	281,4	12,9	2,4
Serbia	12.130	11.988	16.205	135,2	133,6	20.831	26.763	30.491	113,9	146,4	16,9	1,9
Spain	386	260	551	211,9	142,7	857	755	1.585	209,9	184,9	0,9	2,9
Switzerland (including Liechtenstein)	941	622	1.080	173,6	114,8	2.024	1.259	2.186	173,6	108,0	1,2	2,0
Sweden	797	570	970	170,2	121,7	1.857	1.365	2.167	158,8	116,7	1,2	2,2
Turkey	2.093	2.713	7.988	294,4	381,7	4.110	5.205	12.394	238,1	301,6	6,9	1,6
United Kingdom	566	1.039	884	85,1	156,2	1.246	3.352	2.137	63,8	171,5	1,2	2,4
Ukraine	109	177	165	93,2	151,4	215	284	472	166,2	219,5	0,3	2,9
Other European countries	209	215	131	60,9	62,7	588	747	399	53,4	67,9	0,2	3,0
Egypt	33	35	28	80,0	84,8	53	109	58	53,2	109,4	0,0	2,1
South Africa	39	21	25	119,0	64,1	53	50	52	104,0	98,1	0,0	2,1
Other African countries	107	150	122	81,3	114,0	335	464	324	69,8	96,7	0,2	2,7
Canada	137	137	314	229,2	229,2	279	509	592	116,3	212,2	0,3	1,9
USA	1.573	1.591	2.217	139,3	140,9	3.449	4.039	5.035	124,7	146,0	2,8	2,3
Other Northern American countries	47	44	31	70,5	66,0	94	108	63	58,3	67,0	0,0	2,0
Brazil	137	94	139	147,9	101,5	250	230	307	133,5	122,8	0,2	2,2
Other Southern and Central American countries	157	121	458	378,5	291,7	413	269	827	307,4	200,2	0,5	1,8
Bahrain	157	33	120	363,6	76,4	315	107	294	274,8	93,3	0,2	2,5
India	123	217	335	154,4	272,4	272	453	659	145,5	242,3	0,4	2,0
Iran	11	31	22	71,0	200,0	24	136	53	39,0	220,8	0,0	2,4
Israel	111	72	490	680,6	441,4	202	198	1.194	603,0	591,1	0,7	2,4
Japan	21	93	191	205,4	909,5	65	182	296	162,6	455,4	0,2	1,5
Republic of Korea	40	62	1.124	1)	1)	61	98	1.338	1)	1)	0,7	1,2
Qatar	11	84	82	97,6	745,5	65	250	284	113,6	436,9	0,2	3,5
China	363	829	1.808	218,1	498,1	866	2.014	2.823	140,2	326,0	1,6	1,6
Kuwait	64	148	287	193,9	448,4	173	507	982	193,7	567,6	0,5	3,4
Malaysia	16	1.068	730	68,4	1)	38	1.292	883	68,3	1)	0,5	1,2
Oman	78	428	328	76,6	420,5	140	833	603	72,4	430,7	0,3	1,8
Saudi Arabia	228	287	635	221,3	278,5	473	813	1.397	171,8	295,3	0,8	2,2
United Arab Emirates	410	1.089	1.073	98,5	261,7	870	3.000	2.877	95,9	330,7	1,6	2,7
Other Asian countries	435	1.152	1.416	122,9	325,5	1.032	2.241	2.048	91,4	198,4	1,1	1,4
Australia	103	159	338	212,6	328,2	196	388	685	176,5	349,5	0,4	2,0
New Zealand	14	7	40	571,4	285,7	40	9	83	922,2	207,5	0,0	2,1
Other countries of Oceania	8	39	13	33,3	162,5	13	40	20	50,0	153,8	0,0	1,5

1) Index higher than 999
*konačan podatak

Foreign tourist nights and arrivals, by country of residence, Aprile 2023.

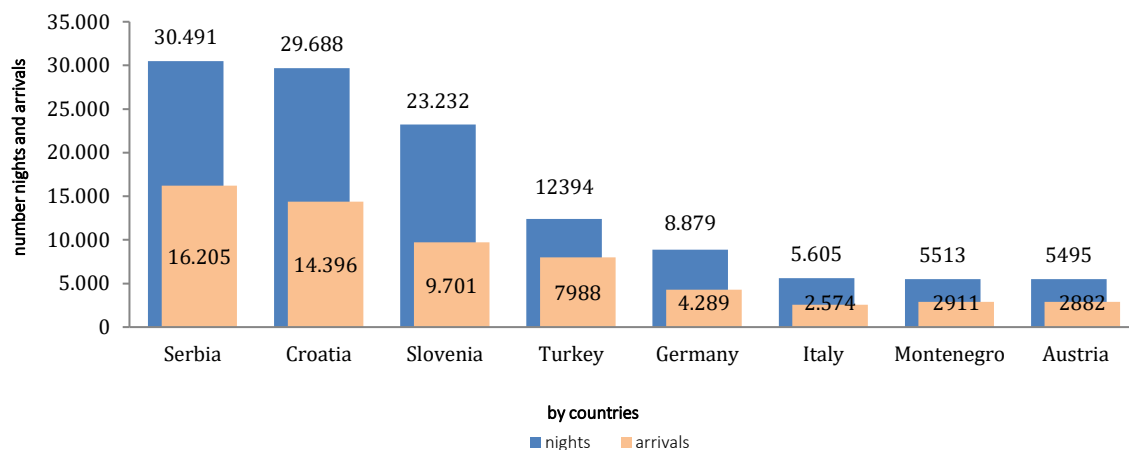


Table 3: Tourist arrivals and nights according to the classification of activities ²⁾

	Arrivals					Nights					IV 2023
	IV 2022	III 2023	IV 2023	Indices IV 2023 III 2023	Indices IV 2023 IV 2022	IV 2022	III 2023	IV 2023	Indices IV 2023 III 2023	Indices IV 2023 IV 2022	Structure of nights %
Total	82.308	99.748	125.364	125,7	152,3	166.905	212.373	250.231	117,8	149,9	100,0
Hotels and similar accommodation	78.932	96.777	121.200	125,2	153,5	155.218	201.445	237.680	118,0	153,1	95,0
Holiday and other short-stay accommodation	2.430	2.073	2.761	133,2	113,6	4.971	4.623	5.691	123,1	114,5	2,3
Camps and camping grounds	420	248	602	242,7	143,3	1.088	372	1.052	282,8	96,7	0,4
Other accommodation	526	650	801	123,2	152,3	5.628	5.933	5.808	97,9	103,2	2,3
Domestic tourist	32.189	38.824	35.579	91,6	110,5	65.464	74.053	70.184	94,8	107,2	28,0
Hotels and similar accommodation	30.387	37.184	33.943	91,3	111,7	57.619	67.199	65.102	96,9	113,0	26,0
Holiday and other short-stay accommodation	1.240	1.109	1.131	102,0	91,2	2.140	1.965	1.832	93,2	85,6	0,7
Camps and camping grounds	109	21	32	152,4	29,4	317	25	36	144,0	11,4	0,0
Other accommodation	453	510	473	92,7	104,4	5.388	4.864	3.214	66,1	59,7	1,3
Foreign tourist	50.119	60.924	89.785	147,4	179,1	101.441	138.320	180.047	130,2	177,5	72,0
Hotels and similar accommodation	48.545	59.593	87.257	146,4	179,7	97.599	134.246	172.578	128,6	176,8	69,0
Holiday and other short-stay accommodation	1.190	964	1.630	169,1	137,0	2.831	2.658	3.859	145,2	136,3	1,5
Camps and camping grounds	311	227	570	251,1	183,3	771	347	1.016	292,8	131,8	0,4
Other accommodation	73	140	328	234,3	449,3	240	1.069	2.594	242,7	1)	1,0

¹⁾ Index higher than 999

²⁾ The Classification of Economic Activities of BiH 2010

*konačan podatak

Table 4: Tourist arrivals and nights, by type of organisation of tourist trips

	Individual arrangement						Organised trip					
	Arrivals			Nights			Arrivals			Nights		
	IV 2022	IV 2023	Indices IV 2023 IV 2022	IVI 2022	IV 2023	Indices IV 2023 IV 2022	IV 2022	IV 2023	Indices IV 2023 IV 2022	IVI 2022	IV 2023	Indices IV 2023 IV 2022
Total	66 150	90 212	136,4	130 903	180 234	137,7	16 158	35 152	217,6	36 002	69 997	194,4
Domestic tourist	28 051	29 052	103,6	56 858	56 386	99,2	4 138	6 527	157,7	8 606	13 798	160,3
Foreign tourist	38 099	61 160	160,5	74 045	123 848	167,3	12 020	28 625	238,1	27 396	56 199	205,1

*konačan podatak

Methodology

The purpose of the statistical survey

The purpose of the statistical survey is to monitor the tourist activity realised in commercial accommodation establishments and to provide internationally comparable BiH's tourism statistics in accordance with current EU Regulations for the tourism statistics.

Observation units

Observation units are all business entities /legal units which are, by the main activity, registered in accommodation activity (division 55 - KD BiH 2010), persons as well as households that rent accommodation establishments to tourists. For the purpose of the survey, Classification of Activities in Bosnia and Herzegovina - KD BiH 2010 was used, and it is fully compliant with the European Classification of Economic Activities - NACE Rev. 2.

Coverage

Reporting units are all business entities (enterprises, craftsmen, cooperatives, institutions, associations etc.) and their constituent units that are registered according to KD BiH 2010 under section : 55.1 (hotels and similar accommodation), 55.2 (holiday and other short - stay accommodation), 55.3 (camps and camping grounds), 55.9 (other uncategorised accommodation), health care institutions in which person themselves bear the fee for medical rehabilitation or their stay: business entities that deal with the mediation of accommodation of guests in: households, houses, camps, apartments and rooms which are directly rented by private persons/households. Survey covers the entire territory of Bosnia and Herzegovina.

Source and methods of data collection

Data on tourists turnover (number of tourist arrivals and tourist nights) are collected from regular monthly report (TU-11 form). Reports are usually made based on reception records in guest books, entities and their parts engaged in organising and arranging of tourists.

Data revision

Regular press releases on tourism are published in monthly dynamics and contain preliminary / first results until the final data are published.

The first regular revision of data implies that, when publishing data for the next month, the published data from the previous month (t-1) are revised in accordance with the information submitted by the reporting unit. The second regular revision of previously published data is the annual revision, which includes all changes in the data submitted after the first revision, in order to ensure the accuracy of the published data.

The press release clearly indicates what the data are, so that users of the statistics can interpret them correctly. If new statistical standards and concepts are introduced, changes in the research methodology are made, it is necessary to revise the data to ensure the consistency and comparability of data from previous historical series and new data series. Users will be informed about changes in data and reasons in an appropriate and transparent manner, in regular monthly press releases and other publications for the public, as well as on the website of the BiH Agency for Statistics (www.bhas.gov.ba).

Definitions

Tourism means the activity of visitors taking a trip to a main destination outside their usual environment for less than a year, for leisure, business or other personal purpose other than to be employed by a resident entity in the place visited.

Tourist is every person who, outside his place of permanent residence, spends one night in a hotel or some other accommodation facility for reasons of rest, recreation, health, study, sport, religion, family, business, public tasks or meeting. Tourist is registered in every place or establishment where he stays and, therefore, in case of change of place or establishment, he must register again, which results in data ambiguity. Consequently, the statistics registers the number of tourist arrivals, not the number of tourists.

Residence is a place where a person came with the intention of permanent stay. Tourist is registered in every place or establishment where he stays and, therefore, in case he/she changes the place or establishment, he/she must register again, which results in data ambiguity. Consequently, the statistics register the number of tourist arrivals and not the number of tourists.

Domestic tourist is a person with permanent residence in the BiH who spends at least one night in a hotel or some other accommodation establishment outside their place or residence.

Foreign tourist is every person with permanent residence outside in BiH who temporarily resides in BiH and who spends at least one night in a hotel or some other accommodation establishment.

Tourist arrivals refer to the number of persons (tourists) who arrived and registered their stay in an accommodation establishment.

Tourist nights refer to every registered overnight stay of a person (tourist) in an accommodation establishment.

Accommodation capacities are presented as the number of rooms, apartments and camping sites, and the number of permanent beds.

Permanent beds are those that are regularly ready-made for renting to guests.

Occupancy rate of permanent beds (net) in the reference period is obtained by dividing the total number of nights by the number of beds on offer and the number of days when the beds are actually available for use during the reference period. The data are expressed as a percentage.

Occupancy rate of bedrooms (net) in the reference period is obtained by dividing the total number of bedrooms used during the reference period by the number of bedrooms available for use during the reference period. The data is expressed as a percentage.

Organization of tourist arrivals represent the way of organising tourist arrangements. Depending on the way of organising, tourist arrangement can be individual or organised (travel agencies).

Symbols

- no occurrence

0,0 value not zero but less than 0,05

Published by the Agency for Statistics of the Bosnia and Herzegovina, 71000 Sarajevo, Zelenih beretki 26

Phone: +387 (33) 911 911 | Telefax: +387 (33) 220 622

E-mail: bhas@bhas.gov.ba | Web site: www.bhas.gov.ba

Responsible persons:

Velimir Jukić, Assistant Director of Business Statistics

Vesna Ćužić, Director

Prepared by: Azra Bander Demirović



Please consider the environment before printing this document.