



# FIRST RELEASE



You are required to specify a data source when allowed in your product or application.

YEAR XVII

SARAJEVO, 07/08/2023

NUMBER 6

## BUSINESS STATISTICS

### Tourism, June 2023

In Bosnia and Herzegovina in June 2023, tourists made 166.172 visits, which is an increase of 0.9% compared to May 2023 and an increase of 17.3% compared to June 2022. Tourists made 333.409 overnight stays, which is an increase of 2.4% compared to May 2023 and an increase of 8.5% compared to June 2022. Domestic tourists accounted for 33.0% of the total number of overnight stays, while foreign tourists accounted for 67.0%.

The number of overnight stays by domestic tourists is 1.0% higher compared to May 2023 and 11.0% lower compared to June 2022. The number of overnight stays by foreign tourists is 3.1% higher compared to May 2023 and 21.6% higher compared to June 2022.

In the structure of overnight stays by foreign tourists in June 2023, the most overnight stays were made by tourists from Turkey (11.3%), Serbia (10.5%), Croatia (10.0%), Germany (5.3%), Slovenia (5.1%), Poland (4.8%), USA (4.7%), United Arabien Emirates (4.1%), Austria (2.9%), France and Saudi Arabia (2.8% each), totaling 64,3%. Tourists from other countries accounted for 35,5% of the overnight stays.

Regarding the length of stay of foreign tourists in our country, the top destinations are Albania with an average of 4.0 nights, Kuwait with 3.7 nights, Denmark with 3.4 nights Qatar with 3.1 nights, and France with an average stay of 3.0 nights.

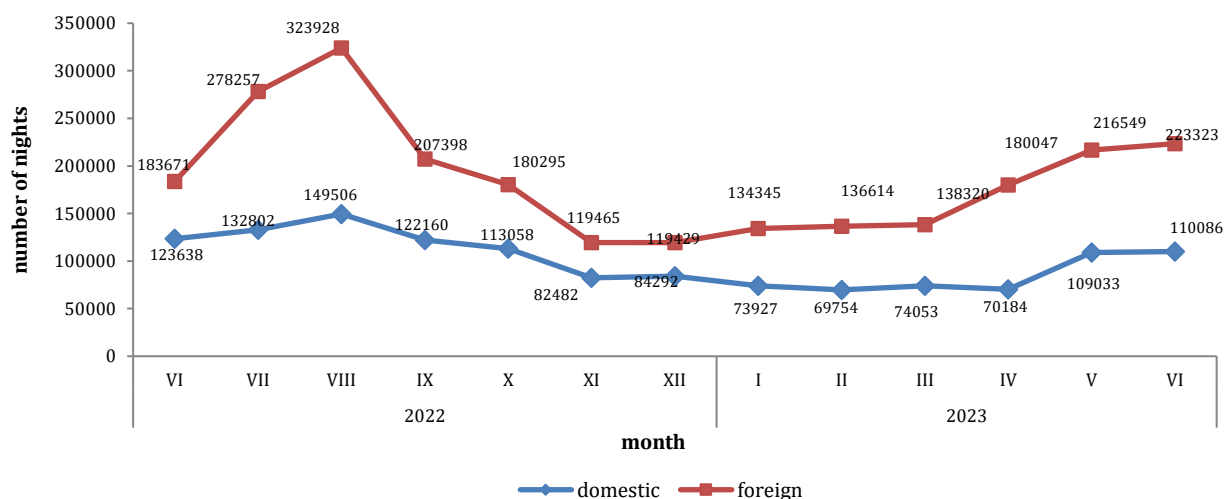
In June 2023, tourists in Bosnia and Herzegovina had access to 19,778 rooms, apartments, and camping sites, which is a 0.3% increase compared to June 2022, and 43,721 available beds, which is a 0.6% increase compared to the same month in 2022.

In June 2023, within the activity "Hotels and similar accommodation," tourists had a total of 18,008 rooms and apartments at their disposal, which is a 1.5% increase compared to June 2022, and 38,038 beds, which is a 2.8% increase compared to the same month of the previous year.

The net room occupancy rate in June 2023 was 36,3%, and the net bed occupancy rate was 27.5%, while in June 2022, the room occupancy rate was 32,6%, and the bed occupancy rate was 25,6%.

According to the type of accommodation facility the highest number of nights was recorded in Hotels and similar accommodation with share of 94.1%.

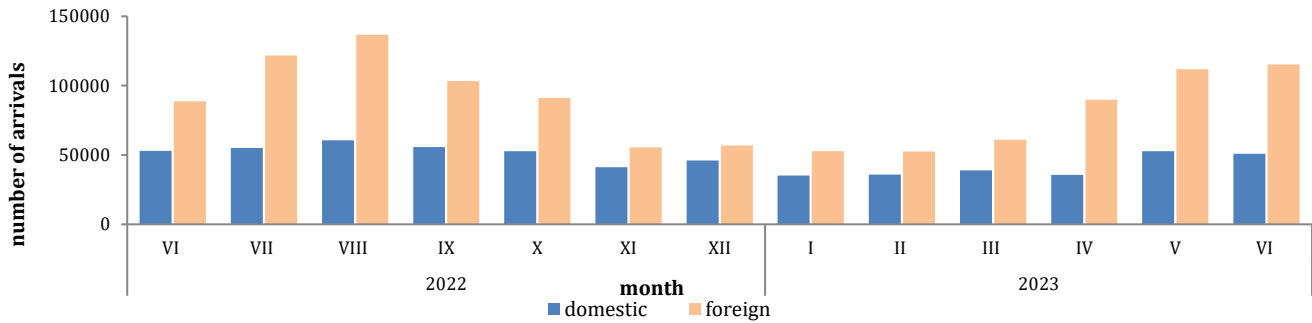
Tourist nights by months June 2022. - June 2023.



**Table 1: Tourist arrivals and nights**

	Arrivals					Nights					VI 2023	
	VI 2022*	V 2023	VI 2023	Indices VI 2023 V 2023	Indices VI 2023 VI 2022	VI 2022*	V 2023	VI 2023	Indices VI 2023 V 2023	Indices VI 2023 VI 2022	Structure of nights %	Average number of nights by arrivals
<b>Total</b>	<b>141.638</b>	<b>164.625</b>	<b>166.172</b>	<b>100,9</b>	<b>117,3</b>	<b>307.309</b>	<b>325.582</b>	<b>333.409</b>	<b>102,4</b>	<b>108,5</b>	<b>100,0</b>	<b>2,0</b>
<b>Domestic tourist</b>	52.935	52.812	50.857	96,3	96,1	123.638	109.033	110.086	101,0	89,0	33,0	2,2
<b>Foreign tourist</b>	88.703	111.813	115.315	103,1	130,0	183.671	216.549	223.323	103,1	121,6	67,0	1,9

\*final data

**Tourist arrivals by months June 2022. - June 2023.**

**Table2: Foreign tourist arrivals and nights, by country of residence**

	Arrivals					Nights					VI 2023	
	VI 2022*	V 2023	VI 2023	Indices VI 2023 V 2023	Indices VI 2023 VI 2022	VI 2022*	V 2023	VI 2023	Indices VI 2023 V 2023	Indices VI 2023 VI 2022	Structure of nights %	Average number of nights by arrivals
<b>Total foreign tourist</b>	<b>88.703</b>	<b>111.813</b>	<b>115.315</b>	<b>103,1</b>	<b>130,0</b>	<b>183.671</b>	<b>216.549</b>	<b>223.323</b>	<b>103,1</b>	<b>121,6</b>	<b>100,0</b>	<b>1,9</b>
Albania	255	358	258	72,1	101,2	534	1.070	1.026	95,9	192,1	0,5	4,0
Austria	3.003	3.723	3.511	94,3	116,9	5.426	6.950	6.376	91,7	117,5	2,9	1,8
Belgium	602	983	716	72,8	118,9	1.381	2.095	1.483	70,8	107,4	0,7	2,1
Bulgaria	732	829	799	96,4	109,2	1.534	1.357	1.160	85,5	75,6	0,5	1,5
Montenegro	2.076	2.865	1.617	56,4	77,9	4.016	5.562	3.457	62,2	86,1	1,5	2,1
Czech Republic	1.027	660	924	140,0	90,0	1.952	1.150	1.390	120,9	71,2	0,6	1,5
Denmark	443	415	379	91,3	85,6	1.121	1.006	1.272	126,4	113,5	0,6	3,4
Denmark	45	45	84	186,7	186,7	78	62	193	311,3	247,4	0,1	2,3
Estonia	277	211	173	82,0	62,5	584	360	301	83,6	51,5	0,1	1,7
Finland	1.827	2.565	2.082	81,2	114,0	5.480	6.874	6.256	91,0	114,2	2,8	3,0
France	386	434	572	131,8	148,2	887	912	1.047	114,8	118,0	0,5	1,8
Greece	1.902	2.725	2.265	83,1	119,1	4.736	7.073	5.853	82,8	123,6	2,6	2,6
Netherlands	9.334	10.679	12.590	117,9	134,9	16.572	18.388	22.285	121,2	134,5	10,0	1,8
Croatia	418	428	362	84,6	86,6	1.260	1.605	965	60,1	76,6	0,4	2,7
Ireland	32	19	73	384,2	228,1	61	48	153	318,8	250,8	0,1	2,1
Iceland	2.061	2.541	2.357	92,8	114,4	4.097	4.737	4.682	98,8	114,3	2,1	2,0
Italy	35	75	47	62,7	134,3	97	202	66	32,7	68,0	0,0	1,4
Cyprus	96	88	148	168,2	154,2	295	166	429	258,4	145,4	0,2	2,9
Latvia	354	143	119	83,2	33,6	717	171	175	102,3	24,4	0,1	1,5
Lithuania	53	65	105	161,5	198,1	98	136	241	177,2	245,9	0,1	2,3
Luxembourg	1.417	1.879	1.734	92,3	122,4	2.908	3.381	2.965	87,7	102,0	1,3	1,7
Hungary	13	32	77	240,6	592,3	22	116	111	95,7	504,5	0,0	1,4
Malta												

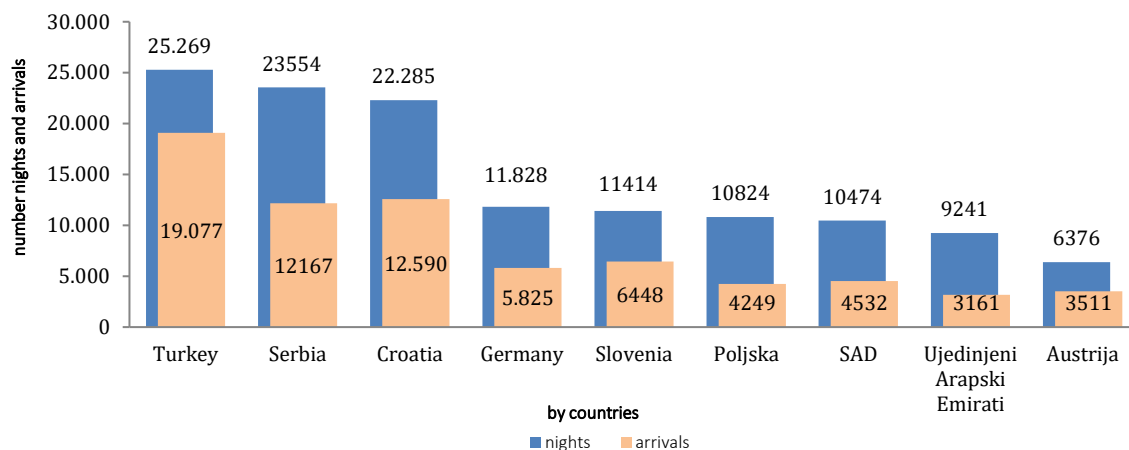
(continued on next page)

	Arrivals					Nights					VI 2023	
	VI 2022*	V 2023	VI 2023	Indices VI 2023 V 2023	Indices VI 2023 VI 2022	VI 2022*	V 2023	VI 2023	Indices VI 2023 V 2023	Indices VI 2023 VI 2022	Structure of nights %	Average number of nights by arrivals
Norway	368	554	352	63,5	95,7	754	1.221	703	57,6	93,2	0,3	2,0
Germany	5.110	5.958	5.825	97,8	114,0	10.700	12.056	11.828	98,1	110,5	5,3	2,0
Poland	3.328	2.393	4.249	177,6	127,7	8.184	5.313	10.824	203,7	132,3	4,8	2,5
Portugal	270	118	239	202,5	88,5	608	293	403	137,5	66,3	0,2	1,7
Romania	759	904	517	57,2	68,1	1.397	1.385	957	69,1	68,5	0,4	1,9
Russian Federation	441	802	723	90,1	163,9	1.074	1.545	1.368	88,5	127,4	0,6	1,9
North Macedonia	918	1.910	1.242	65,0	135,3	1.900	3.505	2.126	60,7	111,9	1,0	1,7
Slovakia	403	717	557	77,7	138,2	780	1.343	1.204	89,7	154,4	0,5	2,2
Slovenia	5.135	7.744	6.448	83,3	125,6	8.901	16.251	11.414	70,2	128,2	5,1	1,8
Serbia	11.976	16.127	12.167	75,4	101,6	22.127	30.561	23.554	77,1	106,4	10,5	1,9
Spain	978	563	1.261	224,0	128,9	2.568	1.298	3.338	257,2	130,0	1,5	2,6
Switzerland (including Liechtenstein)	948	1.359	1.078	79,3	113,7	1.759	2.786	1.949	70,0	110,8	0,9	1,8
Sweden	1.046	1.237	1.001	80,9	95,7	2.357	2.800	2.103	75,1	89,2	0,9	2,1
Turkey	7.608	12.242	19.077	155,8	250,7	12.783	18.486	25.269	136,7	197,7	11,3	1,3
United Kingdom	1.295	1.172	1.439	122,8	111,1	2.990	2.880	3.284	114,0	109,8	1,5	2,3
Ukraine	195	196	249	127,0	127,7	439	409	561	137,2	127,8	0,3	2,3
Other European countries	257	179	198	110,6	77,0	602	484	662	136,8	110,0	0,3	3,3
Egypt	38	44	125	284,1	328,9	111	128	354	276,6	318,9	0,2	2,8
South Africa	26	40	55	137,5	211,5	99	73	87	119,2	87,9	0,0	1,6
Other African countries	125	191	222	116,2	177,6	333	509	459	90,2	137,8	0,2	2,1
Canada	350	776	674	86,9	192,6	911	1.587	1.364	85,9	149,7	0,6	2,0
USA	3.716	3.842	4.532	118,0	122,0	8.339	8.219	10.474	127,4	125,6	4,7	2,3
Other Northern American countries	107	110	107	97,3	100,0	138	216	199	92,1	144,2	0,1	1,9
Brazil	261	618	399	64,6	152,9	706	1.111	600	54,0	85,0	0,3	1,5
Other Southern and Central American countries	424	842	964	114,5	227,4	861	1.450	1.634	112,7	189,8	0,7	1,7
Bahrain	1.548	359	474	132,0	30,6	3.688	860	1.365	158,7	37,0	0,6	2,9
India	175	384	340	88,5	194,3	310	669	792	118,4	255,5	0,4	2,3
Iran	27	45	17	37,8	63,0	65	143	49	34,3	75,4	0,0	2,9
Israel	492	722	1.065	147,5	216,5	1.275	1.526	1.871	122,6	146,7	0,8	1,8
Japan	72	181	236	130,4	327,8	146	310	438	141,3	300,0	0,2	1,9
Republic of Korea	94	2.573	1.892	73,5	2012,8	188	3.124	2.364	75,7	1257,4	1,1	1,2
Qatar	737	90	532	591,1	72,2	1.958	320	1.660	518,8	84,8	0,7	3,1
China	395	2.949	3.052	103,5	772,7	787	4.099	3.755	91,6	477,1	1,7	1,2
Kuwait	1.345	776	1.639	211,2	121,9	4.594	3.338	6.033	180,7	131,3	2,7	3,7
Malaysia	876	2.346	606	25,8	69,2	1.160	2.796	892	31,9	76,9	0,4	1,5
Oman	1.756	1.566	1.641	104,8	93,5	4.229	3.481	3.858	110,8	91,2	1,7	2,4
Saudi Arabia	4.526	1.837	2.600	141,5	57,4	10.312	4.616	6.169	133,6	59,8	2,8	2,4
United Arab Emirates	2.361	2.381	3.161	132,8	133,9	6.052	6.401	9.241	144,4	152,7	4,1	2,9
Other Asian countries	1.373	2.099	2.005	95,5	146,0	2.519	3.419	3.449	100,9	136,9	1,5	1,7
Australia	397	852	1.182	138,7	297,7	982	1.676	2.446	145,9	249,1	1,1	2,1
New Zealand	47	108	114	105,6	242,6	97	207	242	116,9	249,5	0,1	2,1
Other countries of Oceania	12	145	67	46,2	558,3	32	234	95	40,6	296,9	0,0	1,4

1) Index higher than 999

\*final data

### Foreign tourist nights and arrivals, by country of residence, June 2023.



**Table 3: Tourist arrivals and nights according to the classification of activities <sup>2)</sup>**

	Arrivals					Nights					VI 2023
	VI 2022*	V 2023	VI 2023	Indices VI 2023 V 2023	Indices VI 2023 VI 2022	VI 2022*	V 2023	VI 2023	Indices VI 2023 V 2023	Indices VI 2023 VI 2022	Structure of nights %
<b>Total</b>	<b>141.638</b>	<b>164.625</b>	<b>166.172</b>	<b>100,9</b>	<b>117,3</b>	<b>307.309</b>	<b>325.582</b>	<b>333.409</b>	<b>102,4</b>	<b>108,5</b>	<b>100,0</b>
Hotels and similar accommodation	133.552	158.475	159.173	100,4	119,2	283.805	308.995	313.882	101,6	110,6	94,1
Holiday and other short-stay accommodation	4.207	3.346	3.490	104,3	83,0	10.561	6.695	8.284	123,7	78,4	2,5
Camps and camping grounds	2.972	2.129	2.652	124,6	89,2	4.364	3.436	4.156	121,0	95,2	1,2
Other accommodation	907	675	857	127,0	94,5	8.579	6.456	7.087	109,8	82,6	2,1
<b>Domestic tourist</b>	<b>52.935</b>	<b>52.812</b>	<b>50.857</b>	<b>96,3</b>	<b>96,1</b>	<b>123.638</b>	<b>109.033</b>	<b>110.086</b>	<b>101,0</b>	<b>89,0</b>	<b>33,0</b>
Hotels and similar accommodation	50.021	50.675	48.412	95,5	96,8	110.969	100.856	100.562	99,7	90,6	30,2
Holiday and other short-stay accommodation	2.000	1.468	1.378	93,9	68,9	4.268	2.442	2.913	119,3	68,3	0,9
Camps and camping grounds	99	115	397	345,2	401,0	184	178	594	333,7	322,8	0,2
Other accommodation	815	554	670	120,9	82,2	8.217	5.557	6.017	108,3	73,2	1,8
<b>Foreign tourist</b>	<b>88.703</b>	<b>111.813</b>	<b>115.315</b>	<b>103,1</b>	<b>130,0</b>	<b>183.671</b>	<b>216.549</b>	<b>223.323</b>	<b>103,1</b>	<b>121,6</b>	<b>67,0</b>
Hotels and similar accommodation	83.531	107.800	110.761	102,7	132,6	172.836	208.139	213.320	102,5	123,4	64,0
Holiday and other short-stay accommodation	2.207	1.878	2.112	112,5	95,7	6.293	4.253	5.371	126,3	85,3	1,6
Camps and camping grounds	2.873	2.014	2.255	112,0	78,5	4.180	3.258	3.562	109,3	85,2	1,1
Other accommodation	92	121	187	154,5	203,3	362	899	1.070	119,0	295,6	0,3

<sup>2)</sup> The Classification of Economic Activities of BiH 2010

\*final data

**Table 4: Tourist arrivals and nights, by type of organisation of tourist trips**

	Individual arrangement						Organised trip					
	Arrivals			Nights			Arrivals			Nights		
	VI 2022*	VI 2023	Indices VI 2023 VI 2022	VI 2022*	VI 2023	Indices VI 2023 VI 2022	VI 2022*	VI 2023	Indices VI 2023 VI 2022	VI 2022*	VI 2023	Indices VI 2023 VI 2022
<b>Total</b>	<b>110.133</b>	<b>114.518</b>	<b>104,0</b>	<b>234.953</b>	<b>233.070</b>	<b>99,2</b>	<b>31.505</b>	<b>51.654</b>	<b>164,0</b>	<b>72.356</b>	<b>100.339</b>	<b>138,7</b>
Domestic tourist	44.096	40.334	91,5	102.196	84.886	83,1	8.839	10.523	119,1	21.442	25.200	117,5
Foreign tourist	66.037	74.184	112,3	132.757	148.184	111,6	22.666	41.131	181,5	50.914	75.139	147,6

\*final data

## Methodology

### The purpose of the statistical survey

The purpose of the statistical survey is to monitor the tourist activity realised in commercial accommodation establishments and to provide internationally comparable BiH's tourism statistics in accordance with current EU Regulations for the tourism statistics.

### Observation units

Observation units are all business entities /legal units which are, by the main activity, registered in accommodation activity (division 55 - KD BiH 2010), persons as well as households that rent accommodation establishments to tourists. For the purpose of the survey, Classification of Activities in Bosnia and Herzegovina - KD BiH 2010 was used, and it is fully compliant with the European Classification of Economic Activities - NACE Rev. 2.

### Coverage

Reporting units are all business entities (enterprises, craftsmen, cooperatives, institutions, associations etc.) and their constituent units that are registered according to KD BiH 2010 under section : 55.1 (hotels and similar accommodation), 55.2 (holiday and other short - stay accommodation), 55.3 (camps and camping grounds), 55.9 (other uncategorised accommodation), health care institutions in which person themselves bear the fee for medical rehabilitation or their stay: business entities that deal with the mediation of accommodation of guests in: households, houses, camps, apartments and rooms which are directly rented by private persons/households. Survey covers the entire territory of Bosnia and Herzegovina.

### Source and methods of data collection

Data on tourists turnover (number of tourist arrivals and tourist nights) are collected from regular monthly report (TU-11 form). Reports are usually made based on reception records in guest books, entities and their parts engaged in organising and arranging of tourists.

### Data revision

Regular press releases on tourism are published in monthly dynamics and contain preliminary / first results until the final data are published.

The first regular revision of data implies that, when publishing data for the next month, the published data from the previous month (t-1) are revised in accordance with the information submitted by the reporting unit. The second regular revision of previously published data is the annual revision, which includes all changes in the data submitted after the first revision, in order to ensure the accuracy of the published data.

The press release clearly indicates what the data are, so that users of the statistics can interpret them correctly. If new statistical standards and concepts are introduced, changes in the research methodology are made, it is necessary to revise the data to ensure the consistency and comparability of data from previous historical series and new data series. Users will be informed about changes in data and reasons in an appropriate and transparent manner, in regular monthly press releases and other publications for the public, as well as on the website of the BiH Agency for Statistics ([www.bhas.gov.ba](http://www.bhas.gov.ba)).

### Definitions

**Tourism** means the activity of visitors taking a trip to a main destination outside their usual environment for less than a year, for leisure, business or other personal purpose other than to be employed by a resident entity in the place visited.

**Tourist** is every person who, outside his place of permanent residence, spends one night in a hotel or some other accommodation facility for reasons of rest, recreation, health, study, sport, religion, family, business, public tasks or meeting. Tourist is registered in every place or establishment where he stays and, therefore, in case of change of place or establishment, he must register again, which results in data ambiguity. Consequently, the statistics registers the number of tourist arrivals, not the number of tourists.

**Residence** is a place where a person came with the intention of permanent stay. Tourist is registered in every place or establishment where he stays and, therefore, in case he/she changes the place or establishment, he/she must register again, which results in data ambiguity. Consequently, the statistics register the number of tourist arrivals and not the number of tourists.

**Domestic tourist** is a person with permanent residence in the BiH who spends at least one night in a hotel or same other accommodation establishment outside their place or residence.

**Foreign tourist** is every person with permanent residence outside in BiH who temporarily resides in BiH and who spends at least one night in a hotel or same other accommodation establishment.

**Tourist arrivals** refer to the number of persons (tourists) who arrived and registered their stay in an accommodation establishment.

**Tourist nights** refer to every registered overnight stay of a person (tourist) in an accommodation establishment.

**Accommodation capacities** are presented as the number of rooms, apartments and camping sites, and the number of permanent beds.

**Permanent beds** are those that are regularly ready-made for renting to guests.

**Occupancy rate of permanent beds (net)** in the reference period is obtained by dividing the total number of nights by the number of beds on offer and the number of days when the beds are actually available for use during the reference period. The data are expressed as a percentage.

**Occupancy rate of bedrooms (net)** in the reference period is obtained by dividing the total number of bedrooms used during the reference period by the number of bedrooms available for use during the reference period. The data is expressed as a percentage.

**Organization of tourist arrivals** represent the way of organising tourist arrangements. Depending on the way of organising, tourist arrangement can be individual or organised (travel agencies).

#### Symbols

- no occurrence

0,0 value not zero but less than 0,05

1) Indices greater than 999

Published by the Agency for Statistics of the Bosnia and Herzegovina, 71000 Sarajevo, Zelenih beretki 26

Phone: +387 (33) 911 911 | Telefax: +387 (33) 220 622

E-mail: [bhas@bhas.gov.ba](mailto:bhas@bhas.gov.ba) | Web site: [www.bhas.gov.ba](http://www.bhas.gov.ba)

#### Responsible persons:

Velimir Jukić, Assistant Director of Business Statistics

Vesna Čužić, Director

Prepared by: Azra Bander Demirović



Please consider the environment before printing this document.