



FIRST RELEASE



You are required to specify a data source when allowed in your product or application.

YEAR XVII

SARAJEVO, 05/09/2023

NUMBER 7

BUSINESS STATISTICS Tourism, June 2023

In Bosnia and Herzegovina in the month of July 2023, tourists made 206,365 visits, which is 24.2% more compared to June 2023 and 16.7% more compared to July 2022. Tourists made 466,518 overnight stays, which is 39.9% more compared to June 2023 and 13.5% more compared to July 2022. In the total number of overnight stays, the participation of domestic tourists is 27.1%, while the participation of foreign tourists is 72.9%.

The number of overnight stays by domestic tourists increased by 15.1% compared to June 2023 and decreased by 4.6% compared to July 2022. The number of overnight stays by foreign tourists increased by 52.2% compared to June 2023 and by 22.1% compared to July 2022.

In the structure of overnight stays by foreign tourists in July 2023, the most overnight stays were made by tourists from Saudi Arabia (10.4%), Turkey (9.3%), Serbia (7.9%), Croatia (6.1%), the United Arab Emirates (5.7%), Germany (4.6%), Kuwait and Slovenia each (3.7%), and Poland and the USA each (3.6%), which is a total of 58.6%. Tourists from other countries accounted for 41.4% of overnight stays.

Regarding the length of stay of foreign tourists in our country, the first place is occupied by tourists from Albania with 4.9 nights, Kuwait and Iran with 3.9 nights each, Egypt 3.5, France 3.4, Qatar 3.3, United Arab Emirates 3.2 and Portugal and Montenegro with 3.0 nights on average.

In July 2023, 20,021 rooms, apartments and camping sites were available to tourists in Bosnia and Herzegovina, which is 0.4% more than in July 2022, and 44,439 available beds, which is 2.0% more than on the same month in 2022.

In July 2023, a total of 18,147 rooms and apartments were available to tourists within the scope of activities - Hotels and similar accommodation, which is 1.6% more compared to July 2022, and 38,326 beds, which is 3.0% more compared to the same month of the previous year.

The net room occupancy rate in July 2023 was 43.2%, and of permanent beds 36.5%, while in July 2022, the occupancy rate of rooms was 39.6%, and of permanent beds 32.9%.

According to the type of accommodation facility, the largest number of overnight stays was achieved within the Hotels and similar accommodation sector with the participation of 92.9%.

Tourist nights by months July 2022. - July 2023.

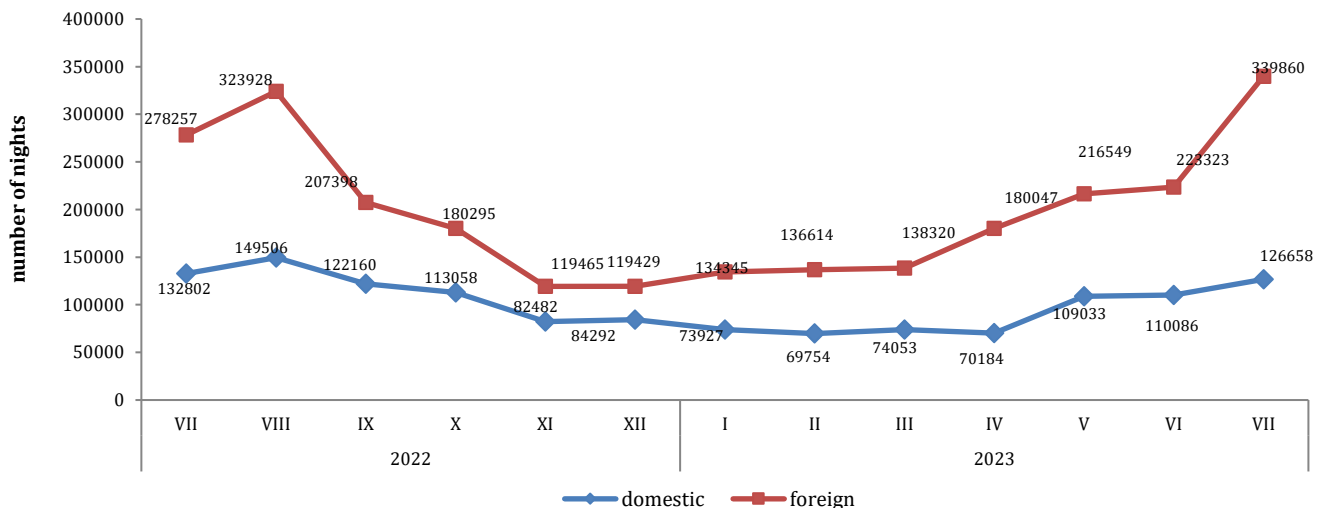


Table 1: Tourist arrivals and nights

	Arrivals					Nights					VII 2021	
	VII 2022*	VI 2023	VII 2023	Indices VII 2023 VI 2023	Indices VII 2023 VII 2022	VII 2022*	VI 2023	VII 2023	Indices VII 2023 VI 2023	Indices VII 2023 VII 2022	Structure of nights %	Average number of nights by arrivals
TOTAL	176.831	166.172	206.365	124,2	116,7	411.059	333.409	466.518	139,9	113,5	100,0	2,3
Domestic tourist	55.094	50.857	50.215	98,7	91,1	132.802	110.086	126.658	115,1	95,4	27,1	2,5
Foreign tourist	121.737	115.315	156.150	135,4	128,3	278.257	223.323	339.860	152,2	122,1	72,9	2,2

* final data

Tourist arrivals by months July 2022. - July 2023.

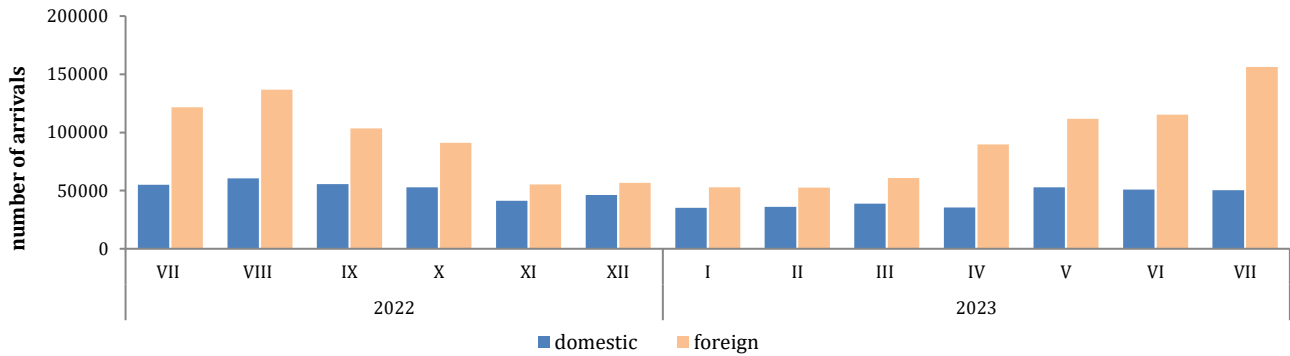


Table2: Foreign tourist arrivals and nights, by country of residence

	Arrivals					Nights					VII 2023	
	VII 2022*	VI 2023	VII 2023	Indices VII 2023 VI 2023	Indices VII 2023 VII 2022	VII 2022*	VI 2023	VII 2023	Indices VII 2023 VI 2023	Indices VII 2023 VII 2022	Structure of nights %	Average number of nights by arrivals
Total foreign tourist	121.737	115.315	156.150	135,4	128,3	278.257	223.323	339.860	152,2	122,1	100,0	2,2
Albania	199	258	243	94,2	122,1	367	1.026	1.199	116,9	326,7	0,4	4,9
Austria	4.098	3.511	4.374	124,6	106,7	8.899	6.376	9.358	146,8	105,2	2,8	2,1
Belgium	1.287	716	1.374	191,9	106,8	2.738	1.483	3.171	213,8	115,8	0,9	2,3
Bulgaria	640	799	608	76,1	95,0	945	1.160	1.103	95,1	117	0,3	1,8
Montenegro	1.866	1.617	2.270	140,4	121,7	3.928	3.457	6.750	195,3	171,8	2,0	3,0
Czech Republic	1.180	924	1.997	216,1	169,2	2.312	1.390	3.293	236,9	142,4	1,0	1,6
Denmark	1.574	379	1.528	403,2	97,1	4.030	1.272	3.878	304,9	96,2	1,1	2,5
Estonia	103	84	81	96,4	78,6	145	193	103	53,4	71,0	0,0	1,3
Finland	211	173	267	154,3	126,5	502	301	514	170,8	102,4	0,2	1,9
France	2.450	2.082	2.302	110,6	94,0	7.850	6.256	7.791	124,5	99,2	2,3	3,4
Greece	510	572	1.076	188,1	211,0	1.021	1.047	2.168	207,1	212,3	0,6	2,0
Netherlands	2.606	2.265	2.810	124,1	107,8	5.874	5.853	6.527	111,5	111,1	1,9	2,3
Croatia	8.775	12.590	10.161	80,7	115,8	15.842	22.285	20.864	93,6	131,7	6,1	2,1
Ireland	311	362	360	99,4	115,8	816	965	1.055	109,3	129,3	0,3	2,9
Iceland	47	73	36	49,3	76,6	112	153	79	51,6	70,5	0,0	2,2
Italy	2.649	2.357	2.482	105,3	93,7	5.218	4.682	5.567	118,9	106,7	1,6	2,2
Cyprus	170	47	251	534,0	147,6	224	66	264	400,0	117,9	0,1	1,1
Latvia	36	148	225	152,0	625,0	74	429	337	78,6	455,4	0,1	1,5
Lithuania	297	119	207	173,9	69,7	778	175	298	170,3	38,3	0,1	1,4
Luxembourg	132	105	153	145,7	115,9	252	241	273	113,3	108,3	0,1	1,8
Hungary	1.867	1.734	2.509	144,7	134,4	4.454	2.965	4.849	163,5	108,9	1,4	1,9
Malta	148	77	183	237,7	123,6	296	111	349	314,4	117,9	0,1	1,9

(continued on next page)

(next)

	Arrivals					Nights					VII 2023	
	VII 2022*	VI 2023	VII 2023	Indices VII 2023 VI 2023	Indices VII 2023 VII 2022	VII 2022*	VI 2023	VII 2023	Indices VII 2023 VI 2023	Indices VII 2023 VII 2022	Structure of nights %	Average number of nights by arrivals
Norway	1.211	352	959	272,4	79,2	2.582	703	2.156	306,7	83,5	0,6	2,2
Germany	6.548	5.825	7.111	122,1	108,6	15.209	11.828	15.614	132,0	102,7	4,6	2,2
Poland	4.655	4.249	4.624	108,8	99,3	12.979	10.824	12.294	113,6	94,7	3,6	2,7
Portugal	414	239	629	263,2	151,9	535	403	1.872	464,5	349,9	0,6	3,0
Romania	539	517	679	131,3	126,0	941	957	1.209	126,3	128,5	0,4	1,8
Russian Federation	682	723	824	114,0	120,8	1.375	1.368	1.497	109,4	108,9	0,4	1,8
North Macedonia	637	1.242	960	77,3	150,7	1.246	2.126	2.261	106,3	181,5	0,7	2,4
Slovakia	585	557	944	169,5	161,4	1.251	1.204	2.049	170,2	163,8	0,6	2,2
Slovenia	5.171	6.448	5.977	92,7	115,6	10.679	11.414	12.594	110,3	117,9	3,7	2,1
Serbia	12.174	12.167	12.208	100,3	100,3	23.314	23.554	26.873	114,1	115,3	7,9	2,2
Spain	926	1.261	1.571	124,6	169,7	1.363	3.338	3.170	95,0	232,6	0,9	2,0
Switzerland (including Liechtenstein)	2.997	1.078	3.043	282,3	101,5	6.094	1.949	6.039	309,9	99,1	1,8	2,0
Sweden	3.458	1.001	3.070	306,7	88,8	8.323	2.103	7.127	338,9	85,6	2,1	2,3
Turkey	9.580	19.077	26.062	136,6	272,0	13.214	25.269	31.755	125,7	240,3	9,3	1,2
United Kingdom	1.521	1.439	1.550	107,7	101,9	3.440	3.284	3.844	117,1	111,7	1,1	2,5
Ukraine	257	249	280	112,4	108,9	543	561	601	107,1	110,7	0,2	2,1
Other European countries	309	198	276	139,4	89,3	802	662	722	109,1	90,0	0,2	2,6
Egypt	84	125	101	80,8	120,2	257	354	356	100,6	138,5	0,1	3,5
South Africa	46	55	57	103,6	123,9	77	87	157	180,5	203,9	0,0	2,8
Other African countries	296	222	307	138,3	103,7	575	459	819	178,4	142,4	0,2	2,7
Canada	713	674	951	141,1	133,4	1.524	1.364	2.328	170,7	152,8	0,7	2,4
USA	4.840	4.532	5.112	112,8	105,6	11.576	10.474	12.387	118,3	107,0	3,6	2,4
Other Northern American countries	160	107	97	90,7	60,6	492	199	244	122,6	49,6	0,1	2,5
Brazil	251	399	240	60,2	95,6	741	600	454	75,7	61,3	0,1	1,9
Other Southern and Central American countries	391	964	737	76,5	188,5	773	1.634	1.211	74,1	156,7	0,4	1,6
Bahrain	2.107	474	1.288	271,7	61,1	5.712	1.365	3.715	272,2	65,0	1,1	2,9
India	207	340	205	60,3	99,0	365	792	508	64,1	139,2	0,1	2,5
Iran	46	17	30	176,5	65,2	87	49	116	236,7	133,3	0,0	3,9
Israel	2.011	1.065	3.022	283,8	150,3	5.198	1.871	8.301	443,7	159,7	2,4	2,7
Japan	72	236	171	72,5	237,5	140	438	293	66,9	209,3	0,1	1,7
Republic of Korea	629	1.892	1.633	86,3	259,6	923	2.364	2.346	99,2	254,2	0,7	1,4
Qatar	1.567	532	1.382	259,8	88,2	4.929	1.660	4.585	276,2	93,0	1,3	3,3
China	565	3.052	2.596	85,1	459,5	967	3.755	3.467	92,3	358,5	1,0	1,3
Kuwait	2.881	1.639	3.212	196,0	111,5	11.391	6.033	12.639	209,5	111,0	3,7	3,9
Malaysia	292	606	243	40,1	83,2	387	892	483	54,1	124,8	0,1	2,0
Oman	2.748	1.641	3.907	238,1	142,2	7.022	3.858	10.185	264,0	145,0	3,0	2,6
Saudi Arabia	8.300	2.600	14.741	567,0	177,6	21.279	6.169	35.292	572,1	165,9	10,4	2,4
United Arab Emirates	7.930	3.161	6.092	192,7	76,8	25.958	9.241	19.462	210,6	75,0	5,7	3,2
Other Asian countries	1.931	2.005	1.840	91,8	95,3	5.332	3.449	4.799	139,1	90,0	1,4	2,6
Australia	731	1.182	1.701	143,9	232,7	1.700	2.446	3.798	155,3	223,4	1,1	2,2
New Zealand	49	114	144	126,3	293,9	116	242	289	119,4	249,1	0,1	2,0
Other countries of Oceania	70	67	77	114,9	110,0	169	95	159	167,4	94,1	0,0	2,1

1) Index higher than 999

*final data

Foreign tourist nights and arrivals, by country of residence, July 2023.

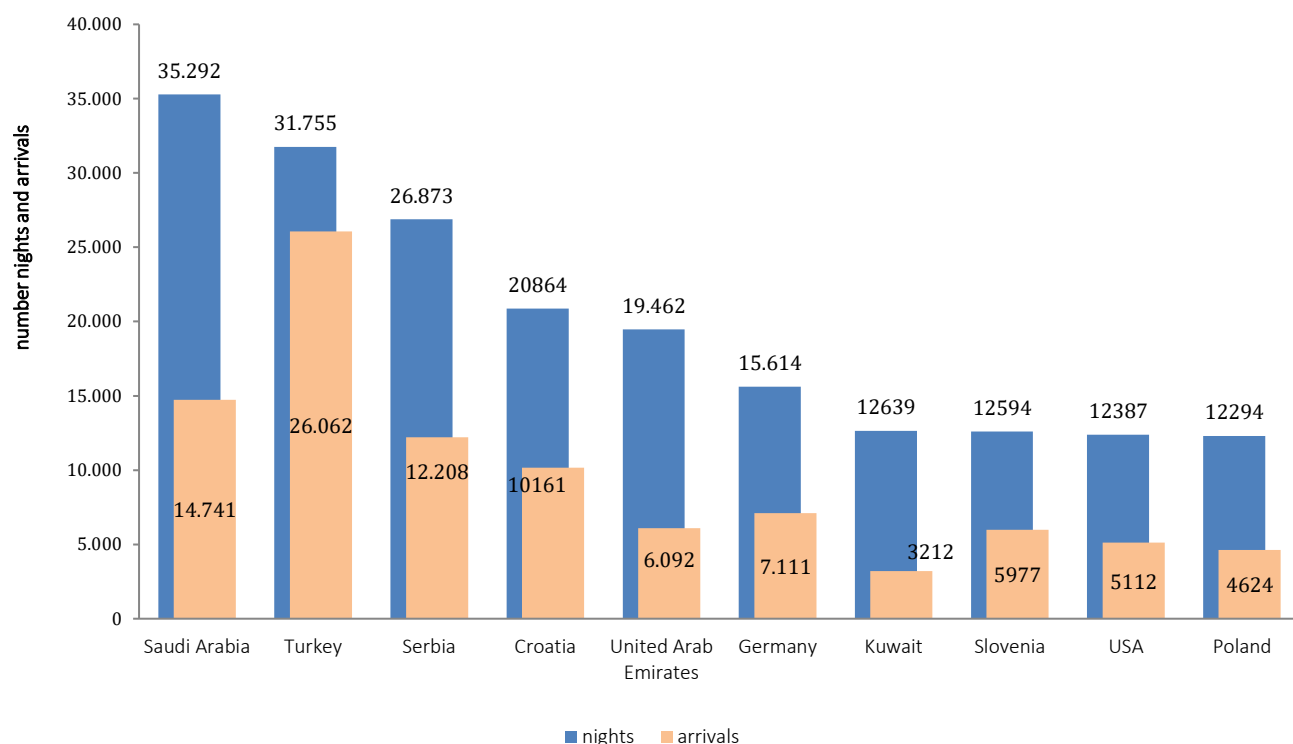


Table 3: Tourist arrivals and nights according to the classification of activities ²⁾

	Arrivals					Nights					VII 2023
	VII 2022*	VI 2023	VII 2023	Indices VII 2023 VI 2023	Indices VII 2023 VII 2022	VII 2022*	VI 2023	VII 2023	Indices VII 2023 VI 2023	Indices VII 2023 VII 2022	Structure of nights %
Total	176.831	166.172	206.365	124,2	116,7	411.059	333.409	466.518	139,9	113,5	100,0
Hotels and similar accommodation	166.629	159.173	194.863	122,4	116,9	378.970	313.882	433.253	138,0	114,3	92,9
Holiday and other short-stay accommodation	6.455	3.490	7.126	204,2	110,4	18.627	8.284	18.894	228,1	101,4	4,1
Camps and camping grounds	2.902	2.652	3.546	133,7	122,2	5.250	4.156	7.002	168,5	133,4	1,5
Other accommodation	845	857	830	96,8	98,2	8.212	7.087	7.369	104,0	89,7	1,6
Domestic tourist	55.094	50.857	50.215	98,7	91,1	132.802	110.086	126.658	115,1	95,4	27,1
Hotels and similar accommodation	51.445	48.412	46.581	96,2	90,5	118.345	100.562	114.167	113,5	96,5	24,5
Holiday and other short-stay accommodation	2.682	1.378	2.494	181,0	93,0	6.311	2.913	5.126	176,0	81,2	1,1
Camps and camping grounds	218	397	445	112,1	204,1	293	594	701	118,0	239,2	0,2
Other accommodation	749	670	695	103,7	92,8	7.853	6.017	6.664	110,8	84,9	1,4
Foreign tourist	121.737	115.315	156.150	135,4	128,3	278.257	223.323	339.860	152,2	122,1	72,9
Hotels and similar accommodation	115.184	110.761	148.282	133,9	128,7	260.625	213.320	319.086	149,6	122,4	68,4
Holiday and other short-stay accommodation	3.773	2.112	4.632	219,3	122,8	12.316	5.371	13.768	256,3	111,8	3,0
Camps and camping grounds	2.684	2.255	3.101	137,5	115,5	4.957	3.562	6.301	176,9	127,1	1,4
Other accommodation	96	187	135	72,2	140,6	359	1.070	705	65,9	196,4	0,2

²⁾ The Classification of Economic Activities of BiH 2010

*final data

Table 4: Tourist arrivals and nights, by type of organisation of tourist trips

	Individual arrangement						Organised trip					
	Arrivals			Nights			Arrivals			Nights		
	VII 2022*	VII 2023	Indicies VII 2023 VII 2022	VII 2022*	VII 2023	Indicies VII 2023 VII 2022	VII 2022*	VII 2023	Indicies VII 2023 VII 2022	VII 2022*	VII 2023	Indicies VII 2023 VII 2022
Total	147.307	158.816	107,8	344.818	360.683	104,6	29.524	47.549	161,1	66.241	105.835	159,8
Domestic tourist	49.996	43.044	86,1	120.780	102.855	85,2	5.098	7.171	140,7	12.022	23.803	198,0
Foreign tourist	97.311	115.772	119,0	224.038	257.828	115,1	24.426	40.378	165,3	54.219	82.032	151,3

*final data

Methodology

The purpose of the statistical survey

The purpose of the statistical survey is to monitor the tourist activity realised in commercial accommodation establishments and to provide internationally comparable BiH's tourism statistics in accordance with current EU Regulations for the tourism statistics.

Observation units

Observation units are all business entities /legal units which are, by the main activity, registered in accommodation activity (division 55 - KD BiH 2010), persons as well as households that rent accommodation establishments to tourists. For the purpose of the survey, Classification of Activities in Bosnia and Herzegovina - KD BiH 2010 was used, and it is fully compliant with the European Classification of Economic Activities - NACE Rev. 2.

Coverage

Reporting units are all business entities (enterprises, craftsmen, cooperatives, institutions, associations etc.) and their constituent units that are registered according to KD BiH 2010 under section : 55.1 (hotels and similar accommodation), 55.2 (holiday and other short - stay accommodation), 55.3 (camps and camping grounds), 55.9 (other uncategorised accommodation), health care institutions in which person themselves bear the fee for medical rehabilitation or their stay: business entities that deal with the mediation of accommodation of guests in: households, houses, camps, apartments and rooms which are directly rented by private persons/households. Survey covers the entire territory of Bosnia and Herzegovina.

Source and methods of data collection

Data on tourists turnover (number of tourist arrivals and tourist nights) are collected from regular monthly report (TU-11 form). Reports are usually made based on reception records in guest books, entities and their parts engaged in organising and arranging of tourists.

Data revision

Regular press releases on tourism are published in monthly dynamics and contain preliminary / first results until the final data are published.

The first regular revision of data implies that, when publishing data for the next month, the published data from the previous month (t-1) are revised in accordance with the information submitted by the reporting unit. The second regular revision of previously published data is the annual revision, which includes all changes in the data submitted after the first revision, in order to ensure the accuracy of the published data.

The press release clearly indicates what the data are, so that users of the statistics can interpret them correctly. If new statistical standards and concepts are introduced, changes in the research methodology are made, it is necessary to revise the data to ensure the consistency and comparability of data from previous historical series and new data series. Users will be informed about changes in data and reasons in an appropriate and transparent manner, in regular monthly press releases and other publications for the public, as well as on the website of the BiH Agency for Statistics (www.bhas.gov.ba).

Definitions

Tourism means the activity of visitors taking a trip to a main destination outside their usual environment for less than a year, for leisure, business or other personal purpose other than to be employed by a resident entity in the place visited.

Tourist is every person who, outside his place of permanent residence, spends one night in a hotel or some other accommodation facility for reasons of rest, recreation, health, study, sport, religion, family, business, public tasks or meeting. Tourist is registered in every place or establishment where he stays and, therefore, in case of change of place or establishment, he must register again, which results in data ambiguity. Consequently, the statistics registers the number of tourist arrivals, not the number of tourists.

Residence is a place where a person came with the intention of permanent stay. Tourist is registered in every place or establishment where he stays and, therefore, in case he/she changes the place or establishment, he/she must register again, which results in data ambiguity. Consequently, the statistics register the number of tourist arrivals and not the number of tourists.

Domestic tourist is a person with permanent residence in the BiH who spends at least one night in a hotel or some other accommodation establishment outside their place or residence.

Foreign tourist is every person with permanent residence outside in BiH who temporarily resides in BiH and who spends at least one night in a hotel or some other accommodation establishment.

Tourist arrivals refer to the number of persons (tourists) who arrived and registered their stay in an accommodation establishment.

Tourist nights refer to every registered overnight stay of a person (tourist) in an accommodation establishment.

Accommodation capacities are presented as the number of rooms, apartments and camping sites, and the number of permanent beds.

Permanent beds are those that are regularly ready-made for renting to guests.

Occupancy rate of permanent beds (net) in the reference period is obtained by dividing the total number of nights by the number of beds on offer and the number of days when the beds are actually available for use during the reference period. The data are expressed as a percentage.

Occupancy rate of bedrooms (net) in the reference period is obtained by dividing the total number of bedrooms used during the reference period by the number of bedrooms available for use during the reference period. The data is expressed as a percentage.

Organization of tourist arrivals represent the way of organising tourist arrangements. Depending on the way of organising, tourist arrangement can be individual or organised (travel agencies).

Symbols

- no occurrence

0,0 value not zero but less than 0,05

1) Indices greater than 999

Published by the Agency for Statistics of the Bosnia and Herzegovina, 71000 Sarajevo, Zelenih beretki 26

Phone: +387 (33) 911 911 | Telefax: +387 (33) 220 622

E-mail: bhas@bhas.gov.ba | Web site: www.bhas.gov.ba

Responsible persons:

Velimir Jukić, Assistant Director of Business Statistics

Vesna Čužić, Director

Prepared by: Azra Bander Demirović and Mirza Agić



Please consider the environment before printing this document.