



# FIRST RELEASE



You are required to specify a data source when allowed in your product or application.

YEAR XVII

SARAJEVO, 05/04/2023

NUMBER 01

## BUSINESS STATISTICS

### Tourism, cumulative January – February 2023

In the period from January – February 2023 tourists realised 176 470 tourists arrivals which represent the increase by 16.8% and 414 640 overnight stays which is increase by 15.4% as compared to the same period of 2022.

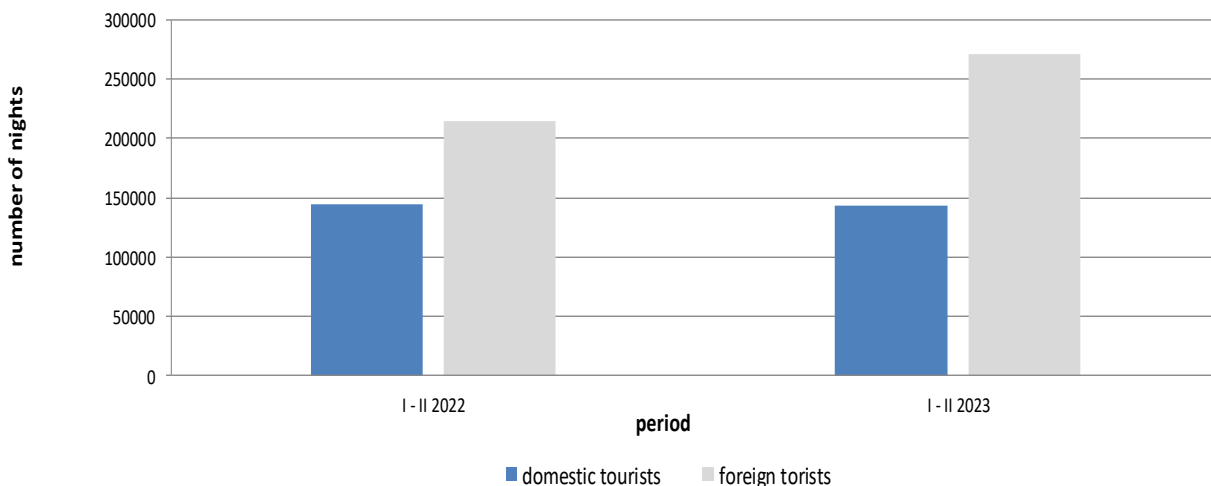
The number of domestic tourist nights decrease by 0.5%, and number of foreign tourist nights increase by 26.2% as compared to the same period of 2022. Domestic tourist's share of total number of overnight stays was 34.7% and foreign tourists share was 65.3%.

Concerning the structure of foreign tourist nights, most of them (77.4%) were realised by tourists from Croatia (34.5%), Serbia (20.6%), Slovenia (7.6%), Montenegro (4.6%), Turkey (4.3%), Germany (3.3%) and Austria (2.5%). Tourists from other countries realised 22.6% of tourist nights.

Regarding the average detention of foreign tourist stays, on the first place comes Estonia with average stay of 5.4 nights, Kuwait by 3.8 nights, United Kingdom by 3.3 nights, Island and New Zealand each by 3.3 nights, Latvia by 3.1 nights and South Macedonia by 3.0 nights.

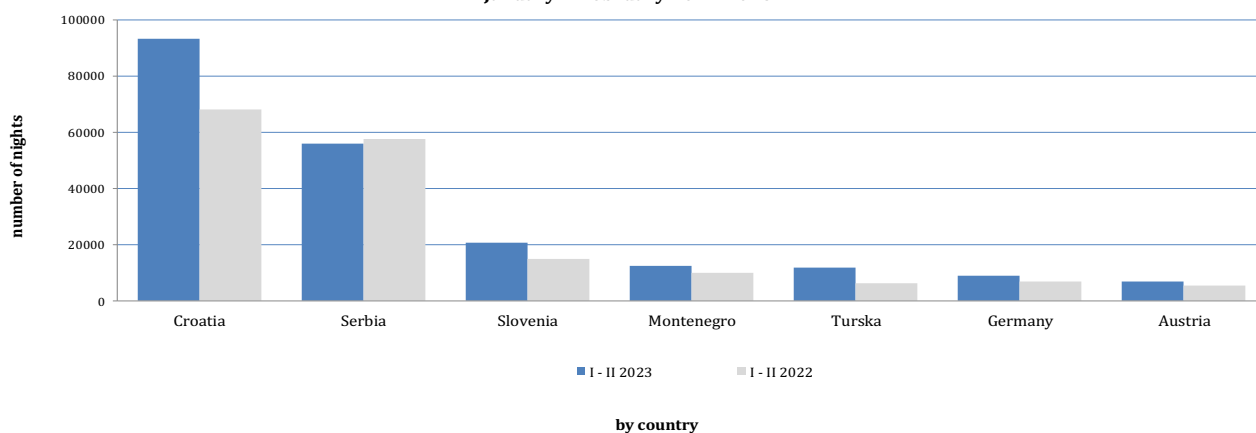
According to the type of accommodation facility the highest number of nights was recorded in Hotels and similar accommodation with share of 95.5%.

Tourists nights, January - February 2022 and 2023



**Table 1 : Tourist arrivals and nights**

	ARRIVALS			NIGHTS			I - II 2023	
	I - II 2022	I - II 2023	Indices $\frac{I - II 2023}{I - II 2022}$	I - II 2022	I - II 2023	Indices $\frac{I - II 2023}{I - II 2022}$	Structure of nights %	Average number of nights by arrivals
<b>TOTAL</b>	<b>151 063</b>	<b>176 470</b>	<b>116.8</b>	<b>359 193</b>	<b>414 640</b>	<b>115.4</b>	<b>100.0</b>	<b>2,3</b>
<b>Domestic tourist</b>	68 693	71 184	103.6	144 409	143 681	99.5	34.7	2,0
<b>Foreign tourist</b>	82 370	105 286	127.8	214 784	270 959	126.2	65.3	2,6

**Foreign tourist nights by country of residence,  
January - February 2022-2023**

**Table 2 : Foreign tourist arrivals and nights by country of residence**

	ARRIVALS			NIGHTS			I - II 2023	
	I - II 2022	I - II 2023	Indices $\frac{I - II 2023}{I - II 2022}$	I - II 2022	I - II 2023	Indices $\frac{I - II 2023}{I - II 2022}$	Structure of nights %	Average number of nights by arrivals
<b>TOTAL</b>	<b>82 370</b>	<b>105 286</b>	<b>127.8</b>	<b>214 784</b>	<b>270 959</b>	<b>126.2</b>	<b>100.0</b>	<b>2,6</b>
Albania	181	340	187.8	338	880	260.4	0.3	2,6
Austria	2 367	3 103	131.1	5 360	6 904	128.8	2.5	2,2
Belgium	316	313	99.1	749	733	97.9	0.3	2,3
Bulgaria	233	294	126.2	495	728	147.1	0.3	2,5
Montenegro	3 960	4 738	119.6	9 999	12 434	124.4	4.6	2,6
Czech Republic	249	376	151.0	629	946	150.4	0.3	2,5
Denmark	185	203	109.7	503	555	110.3	0.2	2,7
Estonia	9	24	266.7	9	129	1) 14.3	0.0	5,4
Finland	50	114	228.0	133	220	165.4	0.1	1,9
France	617	832	134.8	1 351	1 878	139.0	0.7	2,3
Greece	119	184	154.6	257	324	126.1	0.1	1,8
Netherlands	864	993	114.9	2 306	2 402	104.2	0.9	2,4
Croatia	25 523	34 074	133.5	68 181	93 406	137.0	34.5	2,7
Ireland	68	135	198.5	168	278	165.5	0.1	2,1
Iceland	9	9	100.0	18	29	161.1	0.0	3,2

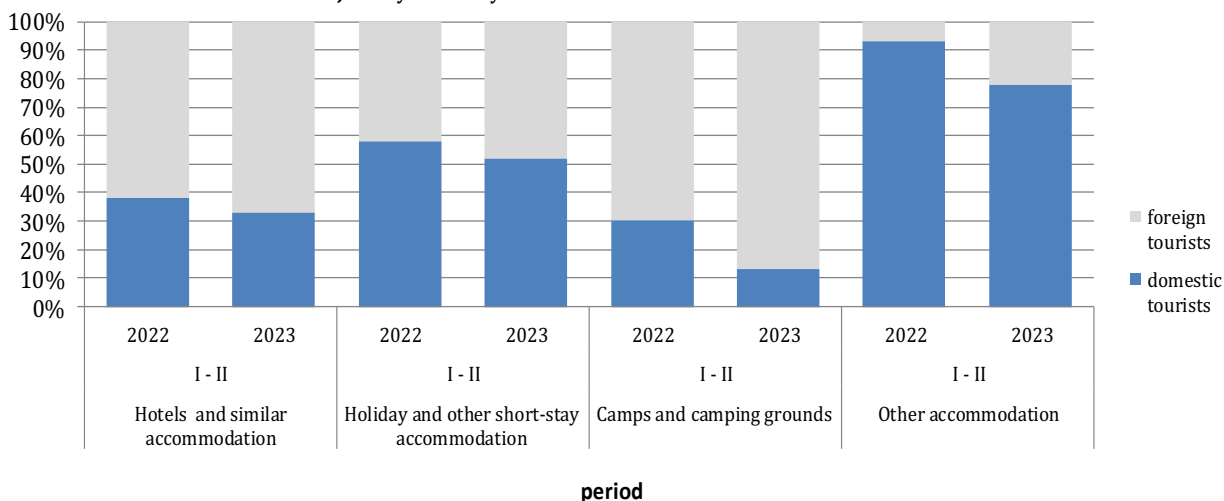
(continued on next page)

(continued)

	ARRIVALS			NIGHTS			I - II 2023	
	I - II 2022	I - II 2023	Indices <u>I - II 2023</u> I - II 2022	I - II 2022	I - II 2023	Indices <u>I - II 2023</u> I - II 2022	Structure of nights %	Average number of nights by arrivals
Italy	1 067	1 859	174.2	2 310	4 159	180.0	1,5	2,2
Cyprus	17	61	358.8	21	151	719.0	0.1	2,5
Latvia	33	49	148.5	47	151	321.3	0.1	3,1
Lithuania	163	45	27,6	294	112	38.1	0.0	2,5
Luxembourg	88	101	114.8	234	279	119.2	0.1	2,8
Hungary	570	743	130.4	1 881	2 093	111.3	0.8	2,8
Malta	2	20	1)	3	45	1)	0.0	2,3
Norway	177	272	153.7	364	585	160.7	0.2	2,2
Germany	2 874	3 659	127.3	6 932	8 882	128.1	3,3	2,4
Poland	307	420	136.8	882	965	109.4	0.4	2,3
Portugal	71	95	133.8	169	231	136.7	0.1	2,4
Romania	356	323	90.7	716	732	102.2	0.3	2,3
Russian Federation	490	1 829	373.3	1 275	3 356	263.2	1,2	1,8
Southern Macedonia	658	853	129.6	1 533	2 543	16.59	0.9	3.0
Slovakia	187	259	138.5	522	524	100.4	0.2	2.0
Slovenia	5 755	7 315	127.1	14 990	20 680	138.0	7,6	2,8
Serbia	20 894	20 656	98.9	57 597	55 937	97.1	20,6	2,7
Spain	241	277	114,9	522	707	135,4	0,3	2,6
Switzerland (including Liechtenstein)	786	1 104	140,5	1 770	2 419	136,7	0,9	2,2
Sweden	470	705	150.0	1 178	1 674	142,1	0.6	2,4
Turkey	2 880	6 081	211.1	6 253	11 740	187,7	4,3	1,9
United Kingdom	621	1 526	245.7	1 667	4 968	298,0	1,8	3,3
Ukraine	98	256	261.2	242	481	198,8	0.2	1,9
Other European countries	266	279	104.9	604	699	115,7	0.3	2,5
Egypt	90	129	143.3	192	361	188,0	0.1	2,8
South Africa	16	31	193.8	29	75	258,6	0.0	2,4
Other African countries	133	150	112.8	249	403	161,8	0.1	2,7
Canada	132	231	175.0	268	649	242,2	0.2	2,8
United States of America	1 551	1 791	115.5	3 551	4 563	128,5	1,7	2,5
Other Northern American countries	49	33	67.3	54	71	131,5	0.0	2,2
Brazil	46	132	287.0	113	260	230,1	0.1	2.0
Other Southern and Central American countries	104	288	276.9	252	615	244,0	0.2	2,1
Bahrain	204	193	94.6	599	554	92,5	0.2	2,9
India	64	175	273.4	215	350	162,8	0.1	2.0
Iran	18	81	450.0	21	153	728,6	0.1	1,9
Israel	93	151	162.4	238	258	108,4	0.1	1,7
Japan	56	101	180.4	122	250	204,9	0.1	2,5
Republic of Korea	55	263	478.2	72	282	391,7	0.1	1,1
Qatar	205	120	58.5	455	272	59,8	0.1	2,3
China	468	1 142	244.0	1 741	2 113	121,4	0.8	1,9
Kuwait	375	396	105.6	1 447	1 511	104,4	0.6	3,8
Malaysia	57	885	1)	128	1 303	1)	0.5	1,5
Oman	628	933	148.6	1 463	2 042	139,6	0,8	2,2
Saudi Arabia	1 822	334	18,3	4 254	965	22,7	0.4	2,9
United Arab Emirates	1 836	1 810	98.6	5 311	5 073	95,5	1,9	2,8
Other Asian countries	384	1 028	267.7	1 038	1 935	186,4	0.7	1,9
Australia	148	312	210.8	438	754	172,1	0.3	2,4
New Zealand	8	23	287.5	23	73	317,4	0.0	3,2
Other countries of Oceania	7	35	500.0	9	115	1)	0.0	3,3

1) Index higher than 999

**Structure of tourists nights according to the classification of activity 1),  
January - February 2022 and 2023**



**Table 3 : Tourist arrivals and nights according to the classification of activities 1)**

	ARRIVALS			NIGHTS			I - II 2023
	I - II 2022	I - II 2023	Indices <u>I - II 2023</u> I - II 2022	I - II 2022	I - II 2023	Indices <u>I - II 2023</u> I - II 2022	Structure of nights %
<b>TOTAL</b>	<b>151 063</b>	<b>176 470</b>	<b>116.8</b>	<b>359 193</b>	<b>414 640</b>	<b>115.4</b>	<b>100.0</b>
Hotels and similar accommodation	146 795	171 201	116.6	341 439	395 946	116.0	95.5
Holiday and other short-stay accommodation	3 300	4 016	121.7	7 605	8 661	113.9	2,1
Camps and camping grounds	137	201	146.7	317	445	140.4	0.1
Other accommodation	831	1 052	126.6	9 832	9 588	97.5	2,3
<b>Domestic tourists</b>	<b>68 693</b>	<b>71 184</b>	<b>103.6</b>	<b>144 409</b>	<b>143 681</b>	<b>99.5</b>	<b>37.4</b>
Hotels and similar accommodation	65 740	68 030	103.5	130 738	131 655	100.7	31,8
Holiday and other short-stay accommodation	2 176	2 346	107.8	4 426	4 496	101.6	1,1
Camps and camping grounds	54	46	85.2	96	58	60.4	0.0
Other accommodation	723	762	105.4	9 149	7 472	81.7	1,8
<b>Foreign tourist</b>	<b>82 370</b>	<b>105 286</b>	<b>127.8</b>	<b>214 784</b>	<b>270 959</b>	<b>126.2</b>	<b>65.3</b>
Hotels and similar accommodation	81 055	103 171	127.3	210 701	264 291	125.4	63.7
Holiday and other short-stay accommodation	1 124	1 670	148.6	3 179	4 165	131.0	1.0
Camps and camping grounds	83	155	186.7	221	387	175.1	0.1
Other accommodation	108	290	268.5	683	2 116	309.8	0.5

1) The Classification of Economic Activities of BiH 2010

## NOTES ON METHODOLOGY

### The purpose of the statistical survey

The purpose of the statistical survey is to monitor the tourist activity realised in commercial accommodation establishments and to provide internationally comparable BiH's statistics of tourism in accordance with current EU ones for the tourism statistics.

### Observation units

Observation units are all business entities /legal units which are, by the main activity, registered in accommodation activity (division 55 - KD BiH 2010), persons as well as households that rent accommodation establishments to tourists. For the purpose of the survey, Classification of Activities in Bosnia and Herzegovina - KD BiH 2010 was used, and it is fully compliant with the European Classification of Economic Activities - NACE Rev. 2.

### Coverage

Reporting units are all business entities (enterprises, entrepreneurs, institutions, associations etc.) and parts thereof engaged in providing accommodation services in tourism registered according to the CA BiH 2010 under section : 55.1 (hotels and similar accommodation), 55.2 (holiday and other short - stay accommodation), 55.3 (camps and camping grounds), 55.9 (other accommodation), health institutions for their facilities in which persons stay for medical rehabilitation (costs are on persons themselves), business entities and parts thereof engaged in tourist stay in rural households, houses, camps, apartments and rooms directly rented by private persons/households. Survey covers the entire territory of Bosnia and Herzegovina.

### Source and methods of data collection

Data on turnover of tourists (number of tourist arrivals and tourist nights) are collected from regular monthly report (TU-11 form). Reports are usually made on the basis of reception records in guest books, entities and their parts engaged in organising and arranging of tourists.

### Definitions

**Tourism** means the activity of visitors taking a trip to a main destination outside their usual environment for less than a year, for leisure, business or other personal purpose other than to be employed by a resident entity in the place visited.

**Tourist** is every person who, outside his place of permanent residence, spends one night in a hotel or some other accommodation facility for reasons of rest, recreation, health, study, sport, religion, family, business, public tasks or meeting.

**Residence** is a place where a person came with the intention of permanent stay. Tourist is registered in every place or establishment where he stays and, therefore, in case he/she changes the place or establishment, he/she must register again, which results in data ambiguity. Consequently, the statistics register the number of tourist arrivals and not the number of tourists.

**Domestic tourist** is a person with permanent residence in the BiH who spends at least one night in a hotel or same other accommodation establishment outside their place or residence.

**Foreign tourist** is every person with permanent residence outside in BiH who temporarily resides in BiH and who spends at least one night in a hotel or the same other accommodation establishment.

### Symbols

- no occurrence

0,0 value not zero but less than 0,05 unit of measure use

Published by the Agency for Statistics of the Bosnia and Herzegovina, 71000 Sarajevo, Zelenih beretki 26

Phone: +387 (33) 911 911 | Telefax: +387 (33) 220 622

E-mail: [bhas@bhas.gov.ba](mailto:bhas@bhas.gov.ba) | Web site: [www.bhas.gov.ba](http://www.bhas.gov.ba)

Responsible persons:

Velimir Jukić, Assistant Director of Business Statistics

Vesna Čužić, Acting Director

Prepared by: Alen Bajramović and Jasmina Omić



Please consider the environment before printing this document.