



FIRST RELEASE



Users are kindly requested to mention the data source

YEAR XVII

SARAJEVO, 10.07. 2023.

NUMBER 4

TOURISM STATISTICS

Cumulative data, January – May 2023

During the period of January to May 2023, tourists made a total of 566,207 visits, which is a 23.3% increase compared to the same period in 2022. Additionally, there were 1,202,826 overnight stays, representing a 20.2% increase compared to the same period in 2022.

The number of overnight stays by domestic tourists decreased by 3.4%, while the number of overnight stays by foreign tourists increased by 36.6% compared to the same period in 2022. Domestic tourists accounted for 33.0% of the total number of overnight stays, while foreign tourists accounted for 67.0%.

In terms of the breakdown of overnight stays by foreign tourists, the highest number of stays were recorded by tourists from Croatia (21.9%), Serbia (17.8%), Slovenia (8.9%), Turkey (5.9%), Germany (4.3%), and Montenegro (3.6%), making a total of 65.4%. Tourists from other countries accounted for 34.6% of the overnight stays.

Regarding the average length of stay for foreign tourists in our country, Kuwait ranked first with an average of 3.9 nights, followed by Ireland with 3.3 nights, Malta with 3.1 nights, and Estonia and Qatar with 3.0 nights each.

In terms of accommodation types, the majority of overnight stays were recorded in the category of Hotels and similar accommodation, accounting for 95.1%.

Tourist nights, January - May, 2022 and 2023

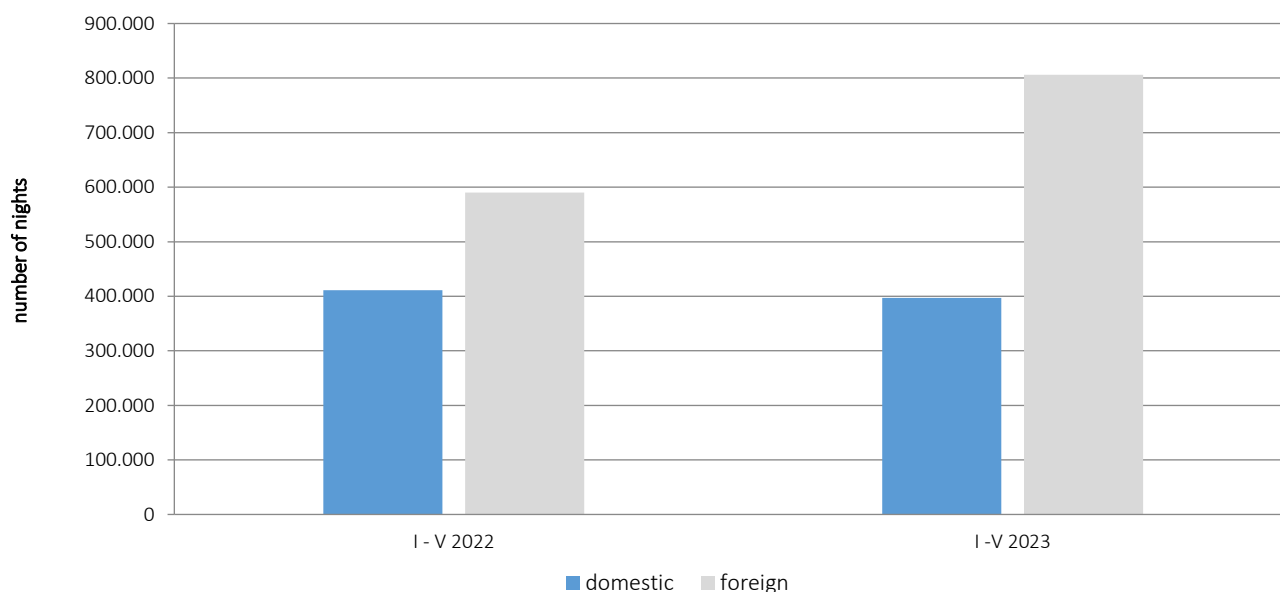


Table 1: Tourist arrivals and nights

	Arrivals			Nights			I - V 2023	
	I - V 2022	I - V 2023	Indices $\frac{I - V 2023}{I - V 2022}$	I - V 2022	I - V 2023	Indices $\frac{I - V 2023}{I - V 2022}$	Structure of nights %	Average number of nights by arrivals
Total	459,345	566,207	123.3	1,001,023	1,202,826	120.2	100.0	2.1
Domestic tourist	197,995	198,399	100.2	410,933	396,951	96.6	33.0	2.0
Foreign tourist	261,350	367,808	140.7	590,090	805,875	136.6	67.0	2.2

*final data

Foreign tourist nights by country of residence, January- May 2022 and 2023

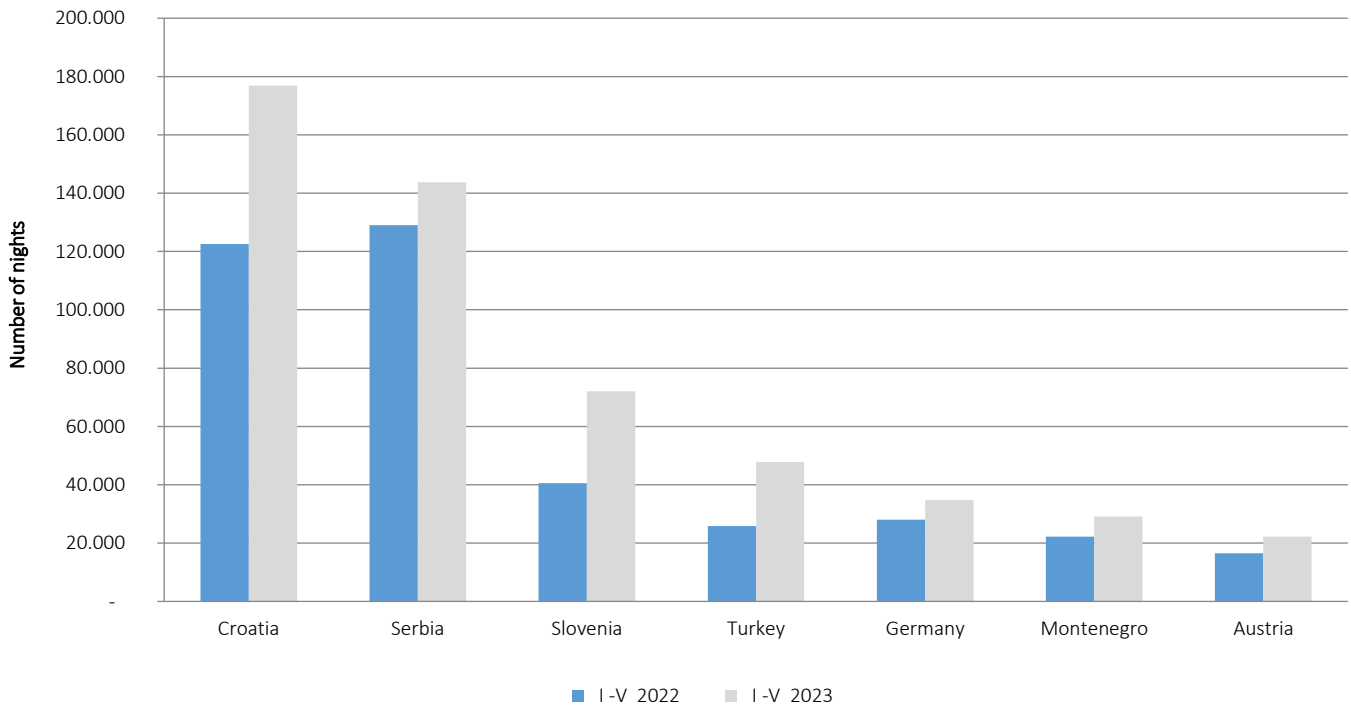


Table2: Foreign tourist arrivals and nights, by country of residence

	Arrivals			Nights			I - V 2023	
	I - V 2022	I - V 2023	Indices $\frac{I - V 2023}{I - V 2022}$	I - V 2022	I - V 2023	Indices $\frac{I - V 2023}{I - V 2022}$	Structure of nights %	Average number of nights by arrivals
Total foreign tourist	261,350	367,808	140.7	590,090	805,875	136.6	100.0	2.2
Albania	1,074	1,466	136.5	2,204	3,807	172.7	0.5	2.6
Austria	8,313	11,175	134.4	16,554	22,253	134.4	2.8	2.0
Belgium	1,420	1,936	136.3	3,058	4,180	136.7	0.5	2.2
Bulgaria	1,678	2,295	136.8	3,032	4,321	142.5	0.5	1.9
Montenegro	9,980	13,500	135.3	22,227	29,186	131.3	3.6	2.2
Czech Republic	1,521	1,945	127.9	3,357	4,109	122.4	0.5	2.1
Denmark	1,651	1,125	68.1	4,290	2,873	67.0	0.4	2.6
Estonia	84	136	161.9	168	411	244.6	0.1	3.0
Finland	358	585	163.4	793	1,068	134.7	0.1	1.8
France	3,801	4,974	130.9	10,375	12,488	120.4	1.5	2.5
Greece	682	1,278	187.4	1,348	2,419	179.5	0.3	1.9
Netherlands	3,953	5,506	139.3	10,015	13,373	133.5	1.7	2.4
Croatia	50,490	74,255	147.1	122,597	176,875	144.3	21.9	2.4
Ireland	591	966	163.5	1,724	3,150	182.7	0.4	3.3
Iceland	47	89	189.4	81	211	260.5	0.0	2.4
Italy	5,117	8,671	169.5	10,704	18,014	168.3	2.2	2.1
Cyprus	60	176	293.3	110	457	415.5	0.1	2.6

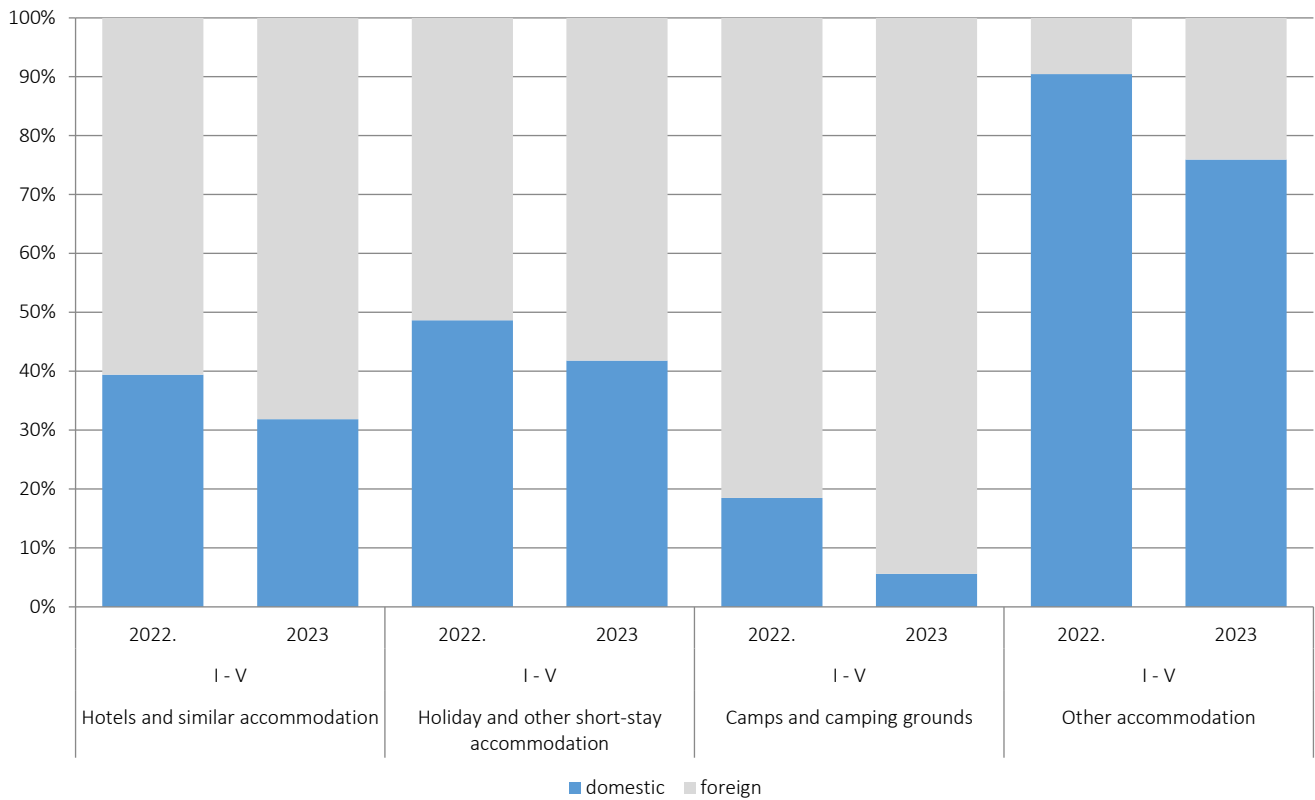
(continued on next page)

(next)

	Arrivals			Nights			I - V 2023	
	I - V 2022	I - V 2023	Indices I - V 2023 I - V 2022	I - V 2022	I - V 2023	Indices I - V 2023 I - V 2022	Structure of nights %	Average number of nights by arrivals
Latvia	95	182	191.6	178	438	246.1	0.1	2.4
Lithuania	376	357	94.9	855	521	60.9	0.1	1.5
Luxembourg	336	282	83.9	937	691	73.7	0.1	2.5
Hungary	2,985	4,480	150.1	7,601	9,453	124.4	1.2	2.1
Malta	3,654	5,320	145.6	7,212	11,761	163.1	1.5	2.2
Norway	46	156	339.1	116	484	417.2	0.1	3.1
Germany	915	1,427	156.0	1,879	3,084	164.1	0.4	2.2
Poland	12,798	16,278	127.2	27,997	34,721	124.0	4.3	2.1
Portugal	3,047	4,641	152.3	6,144	9,551	155.5	1.2	2.1
Romania	707	460	65.1	1,750	1,158	66.2	0.1	2.5
Russian Federation	1,257	1,994	158.6	2,677	3,787	141.5	0.5	1.9
North Macedonia	1,407	4,567	324.6	2,963	8,193	276.5	1.0	1.8
Slovakia	1,047	1,614	154.2	2,212	3,234	146.2	0.4	2.0
Slovenia	18,529	29,455	159.0	40,502	72,086	178.0	8.9	2.4
Serbia	58,125	64,976	111.8	128,999	143,752	111.4	17.8	2.2
Spain	1,896	1,651	87.1	4,692	4,345	92.6	0.5	2.6
Switzerland (including Liechtenstein)	3,476	4,165	119.8	7,372	8,650	117.3	1.1	2.1
Sweden	2,409	3,482	144.5	5,633	8,006	142.1	1.0	2.3
Turkey	13,702	29,024	211.8	25,835	47,825	185.1	5.9	1.6
United Kingdom	2,854	4,621	161.9	6,611	13,337	201.7	1.7	2.9
Ukraine	451	794	176.1	955	1,646	172.4	0.2	2.1
Other European countries	1,328	804	60.5	3,088	2,329	75.4	0.3	2.9
Egypt	223	236	105.8	550	656	119.3	0.1	2.8
South Africa	115	117	101.7	176	250	142.0	0.0	2.1
Other African countries	457	613	134.1	1,090	1,700	156.0	0.2	2.8
Canada	749	1,458	194.7	1,539	3,337	216.8	0.4	2.3
USA	7,865	9,441	120.0	16,942	21,856	129.0	2.7	2.3
Other Northern American countries	228	218	95.6	431	458	106.3	0.1	2.1
Brazil	492	983	199.8	1,026	1,908	186.0	0.2	1.9
Other Southern and Central American countries	1,047	1,709	163.2	2,080	3,161	152.0	0.4	1.8
Bahrain	1,270	705	55.5	3,932	1,815	46.2	0.2	2.6
India	428	1,111	259.6	1,037	2,131	205.5	0.3	1.9
Iran	65	179	275.4	126	485	384.9	0.1	2.7
Israel	1,106	1,435	129.7	2,267	3,176	140.1	0.4	2.2
Japan	181	566	312.7	516	1,038	201.2	0.1	1.8
Republic of Korea	182	4,022	2209.9	296	4,842	1635.8	0.6	1.2
Qatar	574	376	65.5	1,350	1,126	83.4	0.1	3.0
China	1,494	6,728	450.3	4,266	11,049	259.0	1.4	1.6
Kuwait	1,658	1,607	96.9	5,401	6,338	117.3	0.8	3.9
Malaysia	2,049	5,029	245.4	2,595	6,274	241.8	0.8	1.2
Oman	2,094	3,255	155.4	4,609	6,959	151.0	0.9	2.1
Saudi Arabia	6,912	3,093	44.7	14,956	7,791	52.1	1.0	2.5
United Arab Emirates	7,152	6,353	88.8	19,554	17,351	88.7	2.2	2.7
Other Asian countries	2,024	5,695	281.4	4,913	9,643	196.3	1.2	1.7
Australia	602	1,661	275.9	1,319	3,503	265.6	0.4	2.1
New Zealand	84	178	211.9	194	372	191.8	0.0	2.1
Other countries of Oceania	39	232	594.9	80	409	511.3	0.1	1.8

*final data

Structure of tourists nights according to the Classification of activity ¹⁾. January-May 2022. and 2023.



	Arrivals			Nights			I - V 2023
	I - V 2022	I - V 2023	Indices I - V 2023 I - V 2022	I - V 2022	I - V 2023	Indices I - V 2023 I - V 2022	Structure of nights %
Total	459,345	566,207	123.3	1,001,023	1,202,826	120.2	100.0
Hotels and similar accommodation	443,792	547,653	123.4	943,896	1,144,066	121.2	95.1
Holiday and other short-stay accommodation	10,592	12,196	115.1	23,827	25,670	107.7	2.1
Camps and camping grounds	2,230	3,180	142.6	3,913	5,305	135.6	0.4
Other accommodation	2,731	3,178	116.4	29,387	27,785	94.5	2.3
Domestic tourist	197,995	198,399	100.2	410,933	396,951	96.6	33.0
Hotels and similar accommodation	189,275	189,832	100.3	372,038	364,812	98.1	30.3
Holiday and other short-stay accommodation	6,114	6,054	99.0	11,593	10,735	92.6	0.9
Camps and camping grounds	284	214	75.4	723	297	41.1	0.0
Other accommodation	2,322	2,299	99.0	26,579	21,107	79.4	1.8
Foreign tourist	261,350	367,808	140.7	590,090	805,875	136.6	67.0
Hotels and similar accommodation	254,517	357,821	140.6	571,858	779,254	136.3	64.8
Holiday and other short-stay accommodation	4,478	6,142	137.2	12,234	14,935	122.1	1.2
Camps and camping grounds	1,946	2,966	152.4	3,190	5,008	157.0	0.4
Other accommodation	409	879	214.9	2,808	6,678	237.8	0.6

1)The Classification of Economic Activities of BiH 2010

*final data

Methodology

The purpose of the statistical survey

The purpose of the statistical survey is to monitor the tourist activity realised in commercial accommodation establishments and to provide internationally comparable BiH's tourism statistics in accordance with current EU Regulations for tourism statistics.

Observation units

Observation units are all business entities /legal units that are, by their main activity, registered in accommodation activity (division 55, KD BiH 2010), persons as well as households that rent accommodation establishments to tourists. For the purpose of the survey, the Classification of Activities in Bosnia and Herzegovina - KD BiH 2010 was used, and it is fully compliant with the European Classification of Economic Activities - NACE Rev. 2.

Coverage

Reporting units are all business entities (enterprises, craftsmen, cooperatives, institutions, associations, etc.) and their constituent units that are registered according to KD BiH 2010 under section: 55.1 (hotels and similar accommodation), 55.2 (holiday and other short - stay accommodation), 55.3 (camps and camping grounds), 55.9 (other uncategorised accommodation), health care institutions in which persons themselves bear the fee for medical rehabilitation or their stay: business entities that deal with the mediation of accommodation of guests in: households, houses, camps, apartments, and rooms that are directly rented by private persons/households. The survey covers the entire territory of Bosnia and Herzegovina.

Source and methods of data collection

Data on tourist turnover (number of tourist arrivals and tourist nights) is collected from the regular monthly report (TU-11 form). Reports are usually made on the basis of reception records in guest books for entities and their parts engaged in organising and arranging tourists.

Definitions

Tourism means the activity of visitors taking a trip to a main destination outside their usual environment for less than a year for leisure, business, or other personal purposes other than to be employed by a resident entity in the place visited.

A tourist is every person who, outside his place of permanent residence, spends one night in a hotel or some other accommodation facility for reasons of rest, recreation, health, study, sport, religion, family, business, public tasks, or meeting

A residence is a place where a person comes with the intention of staying permanently.

A domestic tourist is a person with permanent residence in the BiH who spends at least one night in a hotel or other accommodation establishment outside their place of residence.

A foreign tourist is every person with permanent residence outside in BiH who temporarily resides in BiH and who spends at least one night in a hotel or other accommodation establishment.

Symbols

- no occurrence

0,0 value not zero but less than 0,05

Published by the Agency for Statistics of the Bosnia and Herzegovina, 71000 Sarajevo, Zelenih beretki 26

Phone: +387 (33) 911 911 | Telefax: +387 (33) 220 622

E-mail: bhas@bhas.gov.ba | Web site: www.bhas.gov.ba

Responsible persons:

Velimir Jukić, Assistant Director of Business Statistics

Vesna Čužić, Director

Prepared by: Azra Bander Demirović and Mirza Agić



Razmislite o očuvanju okoliša prije štampanja dokumenta.