



FIRST RELEASE



Users are kindly requested to mention the data source

YEAR XVII

SARAJEVO, 08/08/2023

NUMBER 5

TOURISM STATISTICS

Cumulative data, January - June 2023

During the period of January to June 2023, tourists made a total of 732,379 visits, which is a 21.9% increase compared to the same period in 2022. Additionally, there were 1,536,235 overnight stays, representing a 17.4% increase compared to the same period in 2022.

The number of overnight stays by domestic tourists decreased by 5.2%, while the number of overnight stays by foreign tourists increased by 33.0% compared to the same period in 2022. Domestic tourists accounted for 33.0% of the total number of overnight stays, while foreign tourists accounted for 67.0%.

In terms of the breakdown of overnight stays by foreign tourists, the highest number of stays were recorded by tourists from Croatia (19.4%), Serbia (16.3%), Slovenia (8.1%), Turkey (7.1%), Germany (4.5%), Montenegro (3.2%), United States of America (3.1%) and Austria (2.8%) making a total of 64.5%. Tourists from other countries accounted for 35.5% of the overnight stays.

Regarding the average length of stay for foreign tourists in our country, Kuwait ranked first with an average of 3.8 nights, followed by Ireland and Qatar with 3.1 nights each and Albania, Egypt, USA and Denmark with 2.8 nights each.

In terms of accommodation types, the majority of overnight stays were recorded in the category of Hotels and similar accommodation, accounting for 94,9%.

Tourist nights, January - June 2022 and 2023

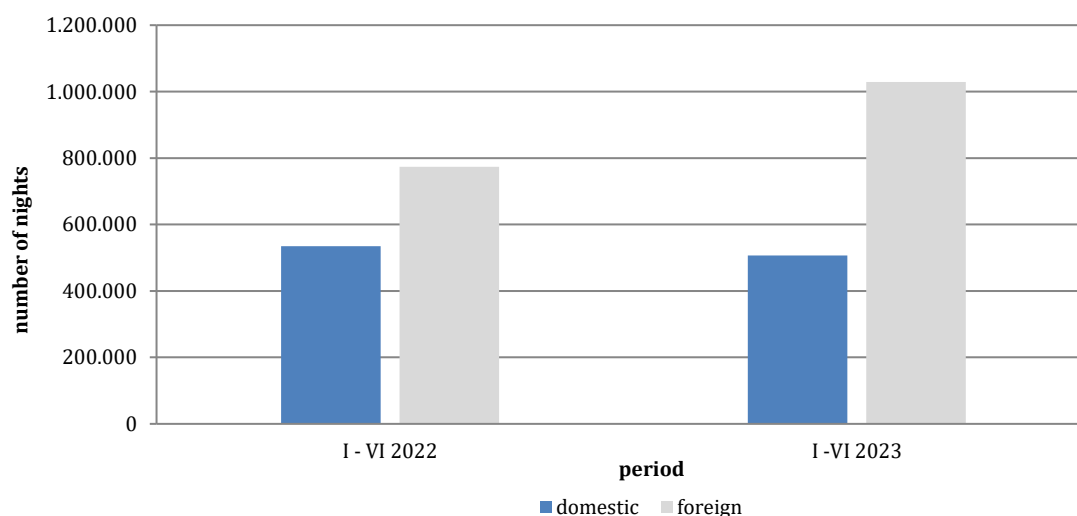


Table 1: Tourist arrivals and nights

	Arrivals			Nights			I - VI 2023	
	I – VI 2022	I – VI 2023	Indices $\frac{I - VI 2023}{I - VI 2022}$	I – VI 2022	I – VI 2023	Indices $\frac{I - VI 2023}{I - VI 2022}$	Structure of nights %	Average number of nights by arrivals
Total	600.983	732.379	121,9	1.308.332	1.536.235	117,4	100,0	2,1
Domestic tourist	250.930	249.256	99,3	534.571	507.037	94,8	33,0	2,0
Foreign tourist	350.053	483.123	138,0	773.761	1.029.198	133,0	67,0	2,1

*final data

Foreign tourist nights by country of residence, January-June 2022 i 2023

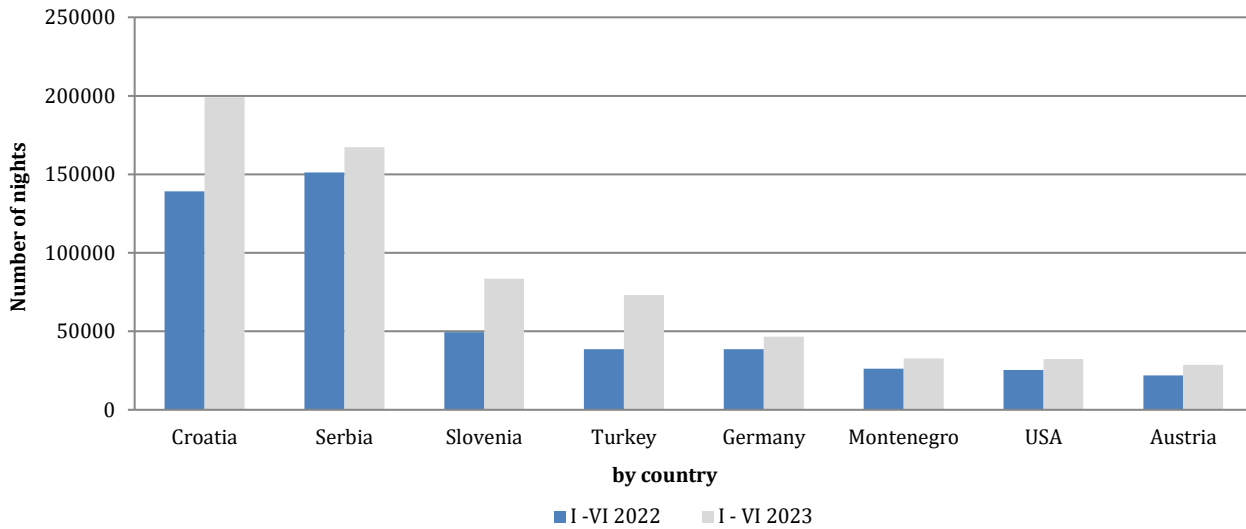


Table2: Foreign tourist arrivals and nights, by country of residence

	Arrivals			Nights			I - VI 2023	
	I – VI 2022	I – VI 2023	Indices $\frac{I - VI 2023}{I - VI 2022}$	I – VI 2022	I – VI 2023	Indices $\frac{I - VI 2023}{I - VI 2022}$	Structure of nights %	Average number of nights by arrivals
Total foreign tourist	350.053	483.123	138,0	773.761	1.029.198	133,0	100,0	2,1
Albania	1.329	1.724	129,7	2.738	4.833	176,5	0,5	2,8
Austria	11.316	14.686	129,8	21.980	28.629	130,3	2,8	1,9
Belgium	2.022	2.652	131,2	4.439	5.663	127,6	0,6	2,1
Bulgaria	2.410	3.094	128,4	4.566	5.481	120,0	0,5	1,8
Montenegro	12.056	15.117	125,4	26.243	32.643	124,4	3,2	2,2
Czech Republic	2.548	2.869	112,6	5.309	5.499	103,6	0,5	1,9
Denmark	2.094	1.504	71,8	5.411	4.145	76,6	0,4	2,8
Estonia	129	220	170,5	246	604	245,5	0,1	2,7
Finland	635	758	119,4	1.377	1.369	99,4	0,1	1,8
France	5.628	7.056	125,4	15.855	18.744	118,2	1,8	2,7
Greece	1.068	1.850	173,2	2.235	3.466	155,1	0,3	1,9
Netherlands	5.855	7.771	132,7	14.751	19.226	130,3	1,9	2,5
Croatia	59.824	86.845	145,2	139.169	199.160	143,1	19,4	2,3
Ireland	1.009	1.328	131,6	2.984	4.115	137,9	0,4	3,1
Iceland	79	162	205,1	142	364	256,3	0,0	2,2
Italy	7.178	11.028	153,6	14.801	22.696	153,3	2,2	2,1
Cyprus	95	223	234,7	207	523	252,7	0,1	2,3

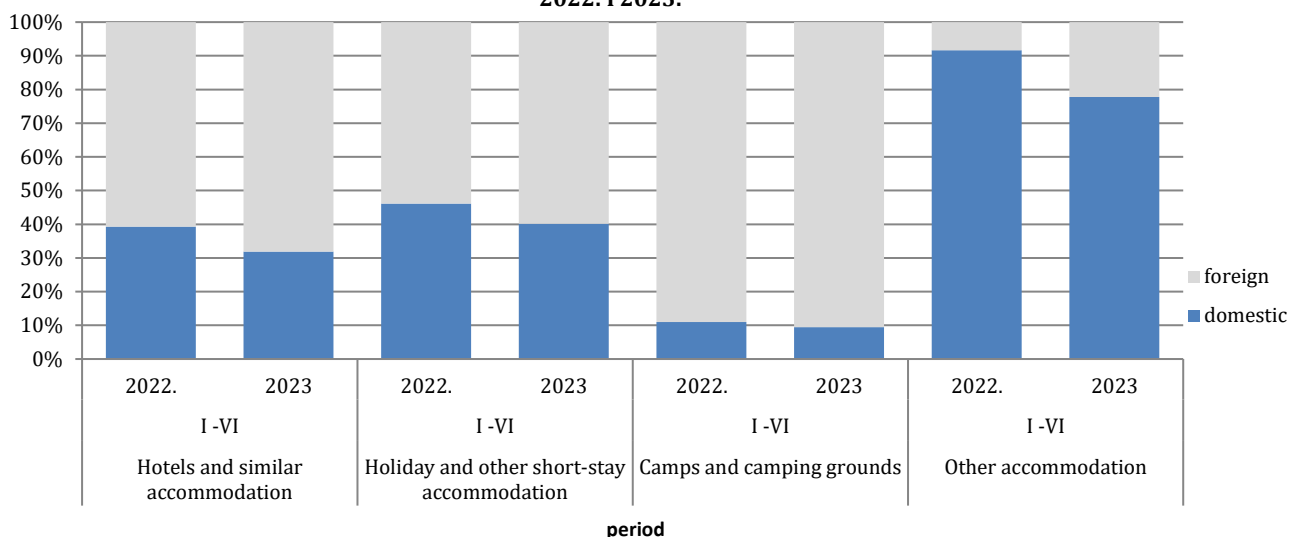
(continued on next page)

(next)

	Arrivals			Nights			I - VI 2023	
	I – VI 2022	I – VI 2023	Indices <u>I - VI 2023</u> I - VI 2022	I – VI 2022	I – VI 2023	Indices <u>I - VI 2023</u> I - VI 2022	Structure of nights %	Average number of nights by arrivals
Latvia	191	330	172,8	473	867	183,3	0,1	2,6
Lithuania	730	476	65,2	1.572	696	44,3	0,1	1,5
Luxembourg	389	387	99,5	1.035	932	90,0	0,1	2,4
Hungary	4.402	6.214	141,2	10.509	12.418	118,2	1,2	2,0
Malta	59	233	394,9	138	595	431,2	0,1	2,6
Norway	1.283	1.779	138,7	2.633	3.787	143,8	0,4	2,1
Germany	17.908	22.103	123,4	38.697	46.549	120,3	4,5	2,1
Poland	6.375	8.890	139,5	14.328	20.375	142,2	2,0	2,3
Portugal	977	699	71,5	2.358	1.561	66,2	0,2	2,2
Romania	2.016	2.511	124,6	4.074	4.744	116,4	0,5	1,9
Russian Federation	1.848	5.290	286,3	4.037	9.561	236,8	0,9	1,8
North Macedonia	4.572	6.562	143,5	9.112	13.887	152,4	1,3	2,1
Slovakia	1.450	2.171	149,7	2.992	4.438	148,3	0,4	2,0
Slovenia	23.664	35.903	151,7	49.403	83.500	169,0	8,1	2,3
Serbia	70.101	77.143	110,0	151.126	167.306	110,7	16,3	2,2
Spain	2.874	2.912	101,3	7.260	7.683	105,8	0,7	2,6
Switzerland (including Liechtenstein)	4.424	5.243	118,5	9.131	10.599	116,1	1,0	2,0
Sweden	3.455	4.483	129,8	7.990	10.109	126,5	1,0	2,3
Turkey	21.310	48.101	225,7	38.618	73.094	189,3	7,1	1,5
United Kingdom	4.149	6.060	146,1	9.601	16.621	173,1	1,6	2,7
Ukraine	646	1.043	161,5	1.394	2.207	158,3	0,2	2,1
Other European countries	1.585	1.002	63,2	3.690	2.991	81,1	0,3	3,0
Egypt	261	361	138,3	661	1.010	152,8	0,1	2,8
South Africa	141	172	122,0	275	337	122,5	0,0	2,0
Other African countries	582	835	143,5	1.423	2.159	151,7	0,2	2,6
Canada	1.099	2.132	194,0	2.450	4.701	191,9	0,5	2,2
USA	11.581	13.973	120,7	25.281	32.330	127,9	3,1	2,3
Other Northern American countries	335	325	97,0	569	657	115,5	0,1	2,0
Brazil	753	1.382	183,5	1.732	2.508	144,8	0,2	1,8
Other Southern and Central American countries	1.471	2.673	181,7	2.941	4.795	163,0	0,5	1,8
Bahrain	2.818	1.179	41,8	7.620	3.180	41,7	0,3	2,7
India	603	1.451	240,6	1.347	2.923	217,0	0,3	2,0
Iran	92	196	213,0	191	534	279,6	0,1	2,7
Israel	1.598	2.500	156,4	3.542	5.047	142,5	0,5	2,0
Japan	253	802	317,0	662	1.476	223,0	0,1	1,8
Republic of Korea	276	5.914	1)	484	7.206	1)	0,7	1,2
Qatar	1.311	908	69,3	3.308	2.786	84,2	0,3	3,1
China	1.889	9.780	517,7	5.053	14.804	293,0	1,4	1,5
Kuwait	3.003	3.246	108,1	9.995	12.371	123,8	1,2	3,8
Malaysia	2.925	5.635	192,6	3.755	7.166	190,8	0,7	1,3
Oman	3.850	4.896	127,2	8.838	10.817	122,4	1,1	2,2
Saudi Arabia	11.438	5.693	49,8	25.268	13.960	55,2	1,4	2,5
United Arab Emirates	9.513	9.514	100,0	25.606	26.592	103,9	2,6	2,8
Other Asian countries	3.397	7.700	226,7	7.432	13.092	176,2	1,3	1,7
Australia	999	2.843	284,6	2.301	5.949	258,5	0,6	2,1
New Zealand	131	292	222,9	291	614	211,0	0,1	2,1
Other countries of Oceania	51	299	586,3	112	504	450,0	0,0	1,7

*final data

**Structure of tourists nights according to the classification of activity ¹⁾ January-June
2022. i 2023.**



	Arrivals			Nights			I - VI 2023
	I – VI 2022	I – VI 2023	Indices $\frac{I - VI 2023}{I - VI 2022}$	I – VI 2022	I – VI 2023	Indices $\frac{I - VI 2023}{I - VI 2022}$	Structure of nights %
Total	600.983	732.379	121,9	1.308.332	1.536.235	117,4	100,0
Hotels and similar accommodation	577.344	706.826	122,4	1.227.701	1.457.948	118,8	94,9
Holiday and other short-stay accommodation	14.799	15.686	106,0	34.388	33.954	98,7	2,2
Camps and camping grounds	5.202	5.832	112,1	8.277	9.461	114,3	0,6
Other accommodation	3.638	4.035	110,9	37.966	34.872	91,9	2,3
Domestic tourist	250.930	249.256	99,3	534.571	507.037	94,8	33,0
Hotels and similar accommodation	239.296	238.244	99,6	483.007	465.374	96,3	30,3
Holiday and other short-stay accommodation	8.114	7.432	91,6	15.861	13.648	86,0	0,9
Camps and camping grounds	383	611	159,5	907	891	98,2	0,1
Other accommodation	3.137	2.969	94,6	34.796	27.124	78,0	1,8
Foreign tourist	350.053	483.123	138,0	773.761	1.029.198	133,0	67,0
Hotels and similar accommodation	338.048	468.582	138,6	744.694	992.574	133,3	64,6
Holiday and other short-stay accommodation	6.685	8.254	123,5	18.527	20.306	109,6	1,3
Camps and camping grounds	4.819	5.221	108,3	7.370	8.570	116,3	0,6
Other accommodation	501	1.066	212,8	3.170	7.748	244,4	0,5

¹⁾The Classification of Economic Activities of BiH 2010

*final data

Methodology

The purpose of the statistical survey

The purpose of the statistical survey is to monitor the tourist activity realised in commercial accommodation establishments and to provide internationally comparable BiH's tourism statistics in accordance with current EU Regulations for tourism statistics.

Observation units

Observation units are all business entities /legal units that are, by their main activity, registered in accommodation activity (division 55, KD BiH 2010), persons as well as households that rent accommodation establishments to tourists. For the purpose of the survey, the Classification of Activities in Bosnia and Herzegovina - KD BiH 2010 was used, and it is fully compliant with the European Classification of Economic Activities - NACE Rev. 2.

Coverage

Reporting units are all business entities (enterprises, craftsmen, cooperatives, institutions, associations, etc.) and their constituent units that are registered according to KD BiH 2010 under section: 55.1 (hotels and similar accommodation), 55.2 (holiday and other short - stay accommodation), 55.3 (camps and camping grounds), 55.9 (other uncategorised accommodation), health care institutions in which persons themselves bear the fee for medical rehabilitation or their stay: business entities that deal with the mediation of accommodation of guests in: households, houses, camps, apartments, and rooms that are directly rented by private persons/households. The survey covers the entire territory of Bosnia and Herzegovina.

Source and methods of data collection

Data on tourist turnover (number of tourist arrivals and tourist nights) is collected from the regular monthly report (TU-11 form). Reports are usually made on the basis of reception records in guest books for entities and their parts engaged in organising and arranging tourists.

Definitions

Tourism means the activity of visitors taking a trip to a main destination outside their usual environment for less than a year for leisure, business, or other personal purposes other than to be employed by a resident entity in the place visited.

A tourist is every person who, outside his place of permanent residence, spends one night in a hotel or some other accommodation facility for reasons of rest, recreation, health, study, sport, religion, family, business, public tasks, or meeting

A residence is a place where a person comes with the intention of staying permanently.

A domestic tourist is a person with permanent residence in the BiH who spends at least one night in a hotel or other accommodation establishment outside their place of residence.

A foreign tourist is every person with permanent residence outside in BiH who temporarily resides in BiH and who spends at least one night in a hotel or other accommodation establishment.

Symbols

- no occurrence

0,0 value not zero but less than 0,05

Published by the Agency for Statistics of the Bosnia and Herzegovina, 71000 Sarajevo, Zelenih beretki 26

Phone: +387 (33) 911 911 | Telefax: +387 (33) 220 622

E-mail: bhas@bhas.gov.ba | Web site: www.bhas.gov.ba

Responsible persons:

Velimir Jukić, Assistant Director of Business Statistics

Vesna Čužić, Director

Prepared by: Azra Bander Demirović



Razmislite o očuvanju okoliša prije štampanja dokumenta.