



FIRST RELEASE



Users are kindly requested to mention the data source

YEAR XVII

SARAJEVO, 06/09/ 2023

NUMBER 6

TOURISM STATISTICS

Cumulative data, January - July 2023

In the period January - July 2023, tourists made 938,744 visits, which is 20.7% more compared to the same period in 2022, and 2,002,753 overnight stays, which is 16.5% more compared to the same period in 2022.

The number of overnight stays by domestic tourists is lower by 5.0%, while the number of overnight stays by foreign tourists is higher by 30.1% compared to the same period in 2022. In the total number of overnight stays, the participation of domestic tourists is 31.6%, while the participation of foreign tourists is 68.4%.

In the structure of overnight stays by foreign tourists, the most overnight stays were made by tourists from Croatia (16.1%), Serbia (14.2%), Turkey (7.7%), Slovenia (7.0%), Germany (4.5%), Saudi Arabia (3.6%), United Arab Emirates (3.4%), USA (3.3%), Montenegro (2.9%), and Austria (2.8%), which is a total of 65.4%. Tourists from other countries accounted for 34.6% of overnight stays.

Regarding the length of stay of foreign tourists in our country, Kuwait is in first place with 3.9 nights, Qatar with 3.2 nights, Albania and Ireland with 3.1 nights each, and Egypt and the United Arab Emirates with 3.0 nights each.

According to the type of accommodation facility, the largest number of overnight stays was realised within the Hotels and similar accommodation sector with a share of 94.4%.

Tourist nights, January - July, 2022 and 2023

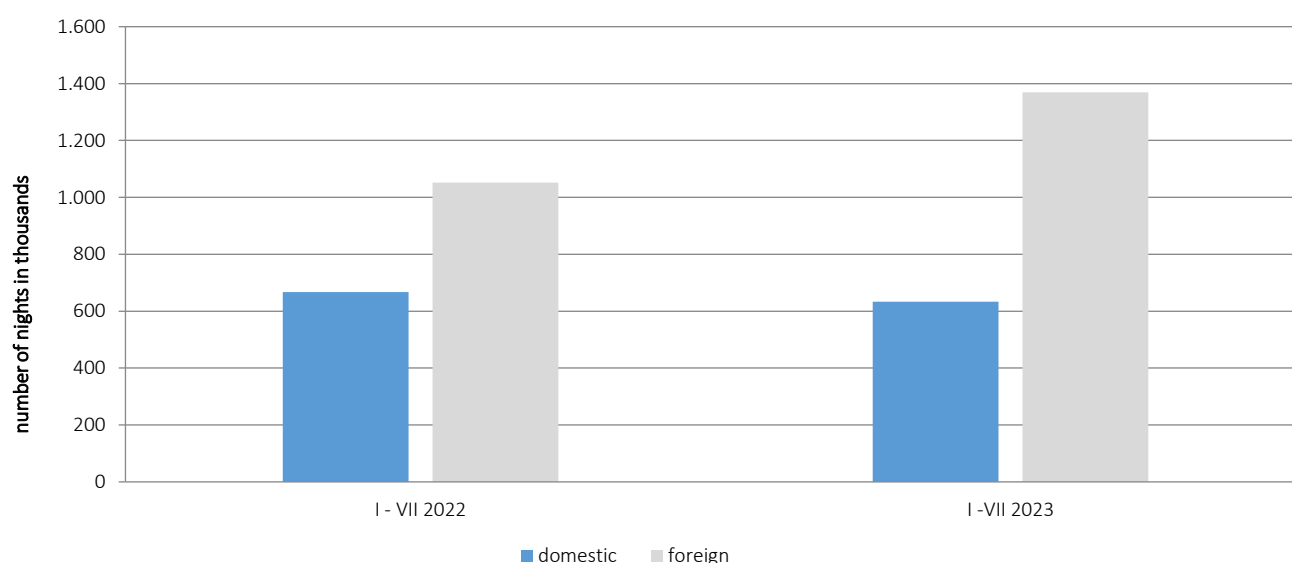
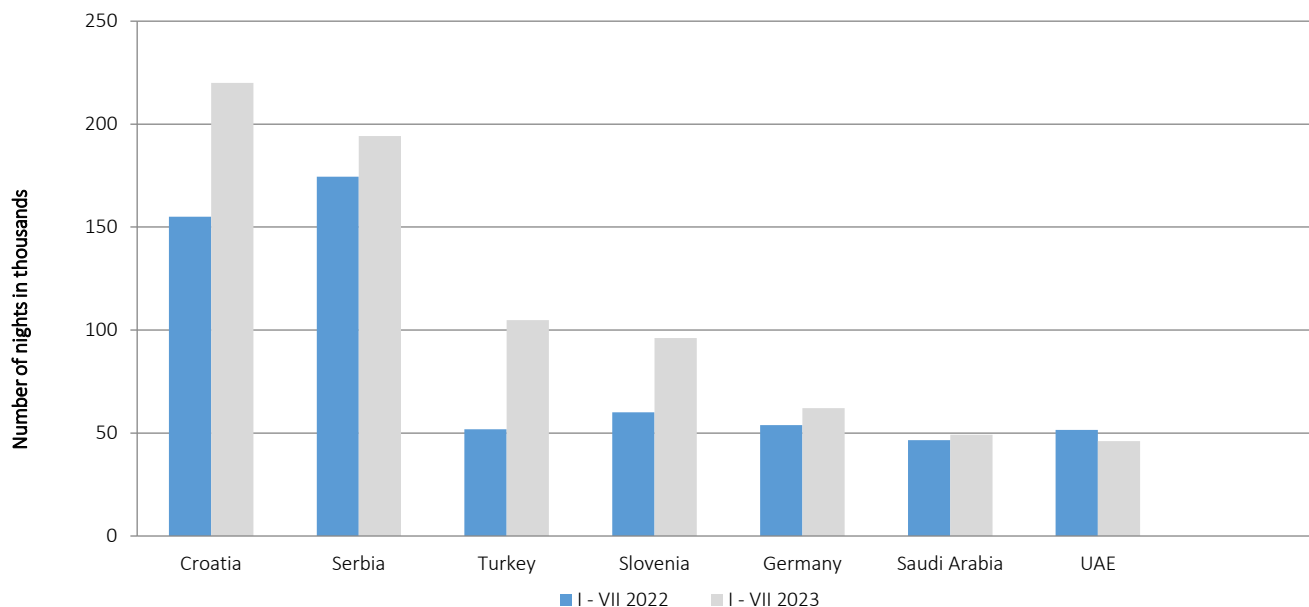


Table 1: Tourist arrivals and nights

	Arrivals			Nights			I - VII 2023	
	I-VII 2022*	I - VII 2023	Indices $\frac{I - VII 2023}{I - VII 2022}$	I-VII 2022*	I - VII 2023	Indices $\frac{I - VII 2023}{I - VII 2022}$	Structure of nights %	Average number of nights by arrivals
Total	777.814	938.744	120,7	1.719.391	2.002.753	116,5	100,0	2,1
Domestic tourist	306.024	299.471	97,9	667.373	633.695	95,0	31,6	2,1
Foreign tourist	471.790	639.273	135,5	1.052.018	1.369.058	130,1	68,4	2,1

*final data

Foreign tourist nights by country of residence, January-July 2022 and 2023

Table2: Foreign tourist arrivals and nights, by country of residence

	Arrivals			Nights			I - VII 2023	
	I-VII 2022*	I - VII 2023	Indices $\frac{I - VII 2023}{I - VII 2022}$	I-VII 2022*	I - VII 2023	Indices $\frac{I - VII 2023}{I - VII 2022}$	Structure of nights %	Average number of nights by arrivals
Total	471.790	639.273	135,5	1.052.018	1.369.058	130,1	100,0	2,1
Albania	1.528	1.967	128,7	3.105	6.032	194,3	0,4	3,1
Austria	15.414	19.060	123,7	30.879	37.987	123,0	2,8	2,0
Belgium	3.309	4.026	121,7	7.177	8.834	123,1	0,6	2,2
Bulgaria	3.050	3.702	121,4	5.511	6.584	119,5	0,5	1,8
Montenegro	13.922	17.387	124,9	30.171	39.393	130,6	2,9	2,3
Czech Republic	3.728	4.866	130,5	7.621	8.792	115,4	0,6	1,8
Denmark	3.668	3.032	82,7	9.441	8.023	85,0	0,6	2,6
Estonia	232	301	129,7	391	707	180,8	0,1	2,3
Finland	846	1.025	121,2	1.879	1.883	100,2	0,1	1,8
France	8.078	9.358	115,8	23.705	26.535	111,9	1,9	2,8
Greece	1.578	2.926	185,4	3.256	5.634	173,0	0,4	1,9
Netherlands	8.461	10.581	125,1	20.625	25.753	124,9	1,9	2,4
Croatia	68.599	97.006	141,4	155.011	220.024	141,9	16,1	2,3
Ireland	1.320	1.688	127,9	3.800	5.170	136,1	0,4	3,1
Iceland	126	198	157,1	254	443	174,4	0,0	2,2
Italy	9.827	13.510	137,5	20.019	28.263	141,2	2,1	2,1
Cyprus	265	474	178,9	431	787	182,6	0,1	1,7

(continued on next page)

(next)

	Arrivals			Nights			I - VII 2023	
	I -VII 2022*	I - VII 2023	Indices I - VII 2023 I - VII 2022	I -VII 2022*	I - VII 2023	Indices I - VII 2023 I - VII 2022	Structure of nights %	Average number of nights by arrivals
Latvia	227	555	244,5	547	1.204	220,1	0,1	2,2
Lithuania	1.027	683	66,5	2.350	994	42,3	0,1	1,5
Luxembourg	521	540	103,6	1.287	1.205	93,6	0,1	2,2
Hungary	6.269	8.723	139,1	14.963	17.267	115,4	1,3	2,0
Malta	207	416	201,0	434	944	217,5	0,1	2,3
Norway	2.494	2.738	109,8	5.215	5.943	114,0	0,4	2,2
Germany	24.456	29.214	119,5	53.906	62.163	115,3	4,5	2,1
Poland	11.030	13.514	122,5	27.307	32.669	119,6	2,4	2,4
Portugal	1.391	1.328	95,5	2.893	3.433	118,7	0,3	2,6
Romania	2.555	3.190	124,9	5.015	5.953	118,7	0,4	1,9
Russian Federation	2.530	6.114	241,7	5.412	11.058	204,3	0,8	1,8
North Macedonia	5.209	7.522	144,4	10.358	16.148	155,9	1,2	2,1
Slovakia	2.035	3.115	153,1	4.243	6.487	152,9	0,5	2,1
Slovenia	28.835	41.880	145,2	60.082	96.094	159,9	7,0	2,3
Serbia	82.275	89.351	108,6	174.440	194.179	111,3	14,2	2,2
Spain	3.800	4.483	118,0	8.623	10.853	125,9	0,8	2,4
Switzerland (including Liechtenstein)	7.421	8.286	111,7	15.225	16.638	109,3	1,2	2,0
Sweden	6.913	7.553	109,3	16.313	17.236	105,7	1,3	2,3
Turkey	30.890	74.163	240,1	51.832	104.849	202,3	7,7	1,4
United Kingdom	5.670	7.610	134,2	13.041	20.465	156,9	1,5	2,7
Ukraine	903	1.323	146,5	1.937	2.808	145,0	0,2	2,1
Other European countries	1.894	1.278	67,5	4.492	3.713	82,7	0,3	2,9
Egypt	345	462	133,9	918	1.366	148,8	0,1	3,0
South Africa	187	229	122,5	352	494	140,3	0,0	2,2
Other African countries	878	1.142	130,1	1.998	2.978	149,0	0,2	2,6
Canada	1.812	3.083	170,1	3.974	7.029	176,9	0,5	2,3
USA	16.421	19.085	116,2	36.857	44.717	121,3	3,3	2,3
Other Northern American countries	495	422	85,3	1.061	901	84,9	0,1	2,1
Brazil	1.004	1.622	161,6	2.473	2.962	119,8	0,2	1,8
Other Southern and Central American countries	1.862	3.410	183,1	3.714	6.006	161,7	0,4	1,8
Bahrain	4.925	2.467	50,1	13.332	6.895	51,7	0,5	2,8
India	810	1.656	204,4	1.712	3.431	200,4	0,3	2,1
Iran	138	226	163,8	278	650	233,8	0,0	2,9
Israel	3.609	5.522	153,0	8.740	13.348	152,7	1,0	2,4
Japan	325	973	299,4	802	1.769	220,6	0,1	1,8
Republic of Korea	905	7.547	833,9	1.407	9.552	678,9	0,7	1,3
Qatar	2.878	2.290	79,6	8.237	7.371	89,5	0,5	3,2
China	2.454	12.376	504,3	6.020	18.271	303,5	1,3	1,5
Kuwait	5.884	6.458	109,8	21.386	25.010	116,9	1,8	3,9
Malaysia	3.217	5.878	182,7	4.142	7.649	184,7	0,6	1,3
Oman	6.598	8.803	133,4	15.860	21.002	132,4	1,5	2,4
Saudi Arabia	19.738	20.434	103,5	46.547	49.252	105,8	3,6	2,4
United Arab Emirates	17.443	15.606	89,5	51.564	46.054	89,3	3,4	3,0
Other Asian countries	5.328	9.540	179,1	12.764	17.891	140,2	1,3	1,9
Australia	1.730	4.544	262,7	4.001	9.747	243,6	0,7	2,1
New Zealand	180	436	242,2	407	903	221,9	0,1	2,1
Other countries of Oceania	121	376	310,7	281	663	235,9	0,0	1,8

*final data

Structure of tourists nights according to the classification of activity ¹⁾, January-July 2022. i 2023.

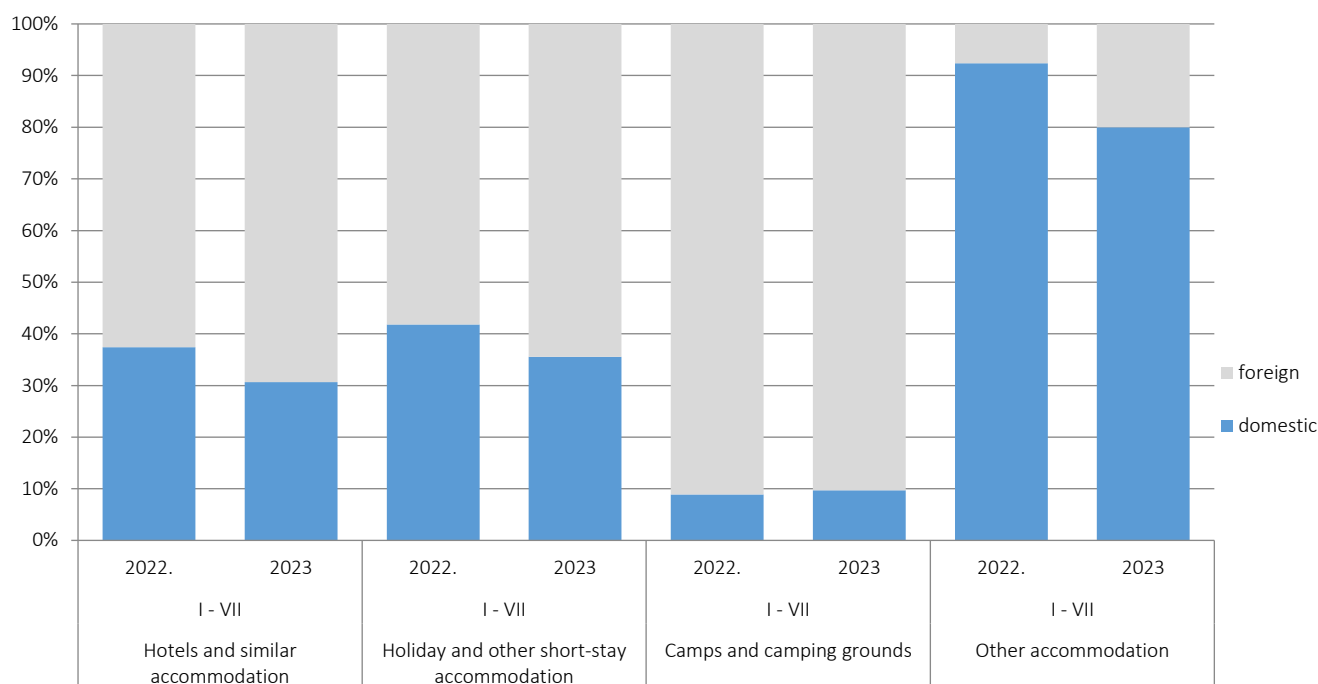


Table 3: Tourist arrivals and overnight stays according to the Classification of Economic Activities ¹⁾

	Arrivals			Nights			I - VII 2023
	I-VII 2022*	I - VII 2023	Indices I - VII 2023 I - VII 2022	I-VII 2022*	I - VII 2023	Indices I - VII 2023 I - VII 2022	Structure of nights %
Total	777.814	938.744	120,7	1.719.391	2.002.753	116,5	100,0
Hotels and similar accommodation	743.973	901.689	121,2	1.606.671	1.891.201	117,7	94,4
Holiday and other short-stay accommodation	21.254	22.812	107,3	53.015	52.848	99,7	2,6
Camps and camping grounds	8.104	9.378	115,7	13.527	16.463	121,7	0,8
Other accommodation	4.483	4.865	108,5	46.178	42.241	91,5	2,1
Domestic tourist	306.024	299.471	97,9	667.373	633.695	95,0	31,6
Hotels and similar accommodation	290.741	284.825	98,0	601.352	579.541	96,4	28,9
Holiday and other short-stay accommodation	10.796	9.926	91,9	22.172	18.774	84,7	0,9
Camps and camping grounds	601	1.056	175,7	1.200	1.592	132,7	0,1
Other accommodation	3.886	3.664	94,3	42.649	33.788	79,2	1,7
Foreign tourist	471.790	639.273	135,5	1.052.018	1.369.058	130,1	68,4
Hotels and similar accommodation	453.232	616.864	136,1	1.005.319	1.311.660	130,5	65,5
Holiday and other short-stay accommodation	10.458	12.886	123,2	30.843	34.074	110,5	1,7
Camps and camping grounds	7.503	8.322	110,9	12.327	14.871	120,6	0,7
Other accommodation	597	1.201	201,2	3.529	8.453	239,5	0,4

1)The Classification of Economic Activities of BiH 2010

*final data

Methodology

The purpose of the statistical survey

The purpose of the statistical survey is to monitor the tourist activity realised in commercial accommodation establishments and to provide internationally comparable BiH's tourism statistics in accordance with current EU Regulations for tourism statistics.

Observation units

Observation units are all business entities /legal units that are, by their main activity, registered in accommodation activity (division 55, KD BiH 2010), persons as well as households that rent accommodation establishments to tourists. For the purpose of the survey, the Classification of Activities in Bosnia and Herzegovina - KD BiH 2010 was used, and it is fully compliant with the European Classification of Economic Activities - NACE Rev. 2.

Coverage

Reporting units are all business entities (enterprises, craftsmen, cooperatives, institutions, associations, etc.) and their constituent units that are registered according to KD BiH 2010 under section: 55.1 (hotels and similar accommodation), 55.2 (holiday and other short - stay accommodation), 55.3 (camps and camping grounds), 55.9 (other uncategorised accommodation), health care institutions in which persons themselves bear the fee for medical rehabilitation or their stay: business entities that deal with the mediation of accommodation of guests in: households, houses, camps, apartments, and rooms that are directly rented by private persons/households. The survey covers the entire territory of Bosnia and Herzegovina.

Source and methods of data collection

Data on tourist turnover (number of tourist arrivals and tourist nights) is collected from the regular monthly report (TU-11 form). Reports are usually made on the basis of reception records in guest books for entities and their parts engaged in organising and arranging tourists.

Definitions

Tourism means the activity of visitors taking a trip to a main destination outside their usual environment for less than a year for leisure, business, or other personal purposes other than to be employed by a resident entity in the place visited.

A tourist is every person who, outside his place of permanent residence, spends one night in a hotel or some other accommodation facility for reasons of rest, recreation, health, study, sport, religion, family, business, public tasks, or meeting

A residence is a place where a person comes with the intention of staying permanently.

A domestic tourist is a person with permanent residence in the BiH who spends at least one night in a hotel or other accommodation establishment outside their place of residence.

A foreign tourist is every person with permanent residence outside in BiH who temporarily resides in BiH and who spends at least one night in a hotel or other accommodation establishment.

Symbols

- no occurrence

0,0 value not zero but less than 0,05

Published by the Agency for Statistics of the Bosnia and Herzegovina, 71000 Sarajevo, Zelenih beretki 26

Phone: +387 (33) 911 911 | Telefax: +387 (33) 220 622

E-mail: bhas@bhas.gov.ba | Web site: www.bhas.gov.ba

Responsible persons:

Velimir Jukić, Assistant Director of Business Statistics

Vesna Čužić, Director

Prepared by: Azra Bander Demirović and Mirza Agić



Please consider the environment before printing this document.