



FIRST RELEASE



You are required to specify a data source when allowed in your product or application.

YEAR XVIII

SARAJEVO, 08/05/2024

NUMBER 3

BUSINESS STATISTICS Tourism, March 2024

In Bosnia and Herzegovina in March 2024, tourists made 101,429 visits, which is 8.0% more compared to February 2024, and 0.5% more compared to March 2023.

Tourists had 215,843 overnight stays, which is 3.1% more compared to February 2023, and 0.5% more compared to March 2023. In the total number of overnight stays, the share of domestic tourists is 34.2%, while the share of foreign tourists is 65.8%.

The number of overnight stays by domestic tourists increased by 0.8% compared to February 2023 and increased by 1.6% compared to March 2023. The number of overnight stays by foreign tourists increased by 4.4% compared to February 2023 and increased by 1.6% compared to March 2023.

In the structure of overnight stays by foreign tourists in March 2023, the most overnight stays were made by tourists from Croatia (25.3%), Serbia (16.8%), Slovenia (10.1%), Turkey (5.6%), Italy (3.7%), Montenegro (3.6%) and Germany (3.4%), totaling 68.5%. Tourists from other countries accounted for 31.5% of overnight stays.

The net occupancy rate of rooms in March 2024 was 25,3%, and of permanent beds was 17,0%, while in March 2023, the occupancy rate of rooms was 24,2%, and of permanent beds was 10,5%.

According to the type of accommodation facility, the highest number of overnight stays was recorded within the activity of Hotels and similar accommodation, with a share of 94,6%.

Graph 1: Tourist nights by month for the period March 2023 - March 2024

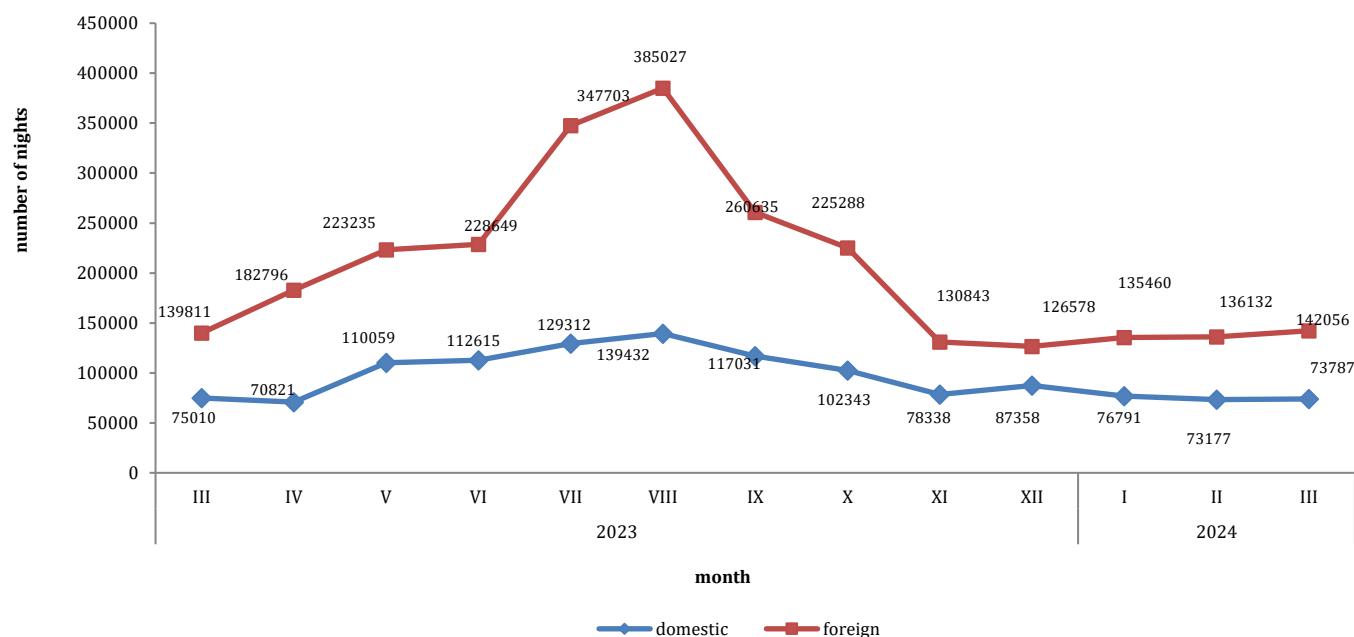
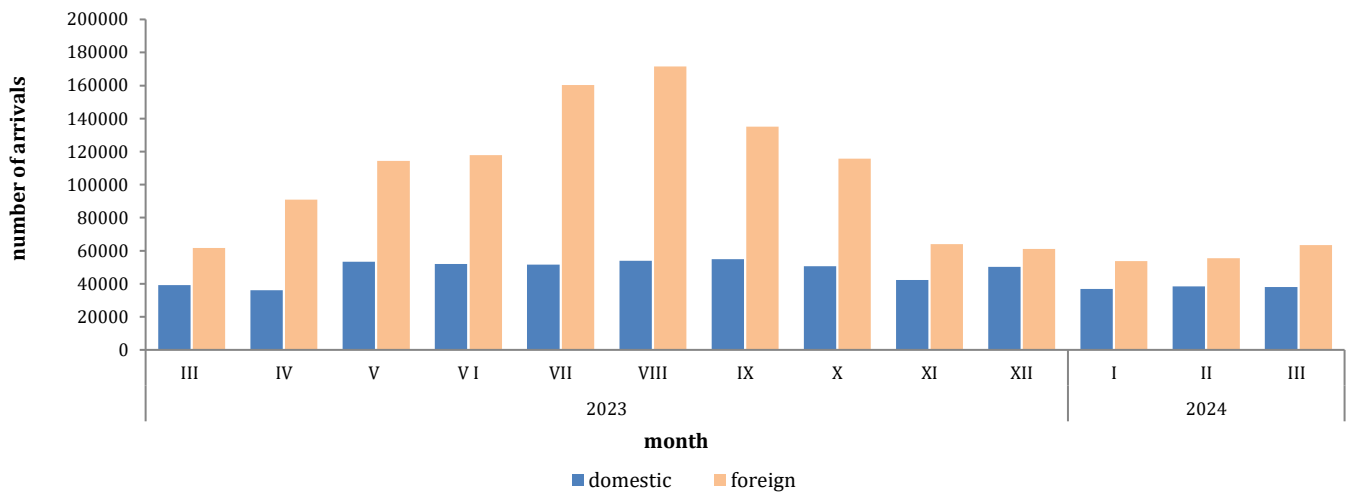


Table 1: Tourist arrivals and overnight stays

	Arrivals					Overnight stays					III 2024	
	III 2023*	II 2024	III 2024	Indices III 2024 II 2024	Indices III 2024 III 2023	III 2023*	II 2024	III 2024	Indices III 2024 II 2024	Indices III 2024 III 2023	The structure of overnights in %	Average number of overnights per check-in
TOTAL	100.887	93.943	101.429	108,0	100,5	214.821	209.309	215.843	103,1	100,5	100,0	2,1
Domestic tourist	39.276	38.388	37.970	98,9	96,7	75.010	73.177	73.787	100,8	98,4	34,2	1,9
Foreign tourist	61.611	55.555	63.459	114,2	103,0	139.811	136.132	142.056	104,4	101,6	65,8	2,2

final data

Graph 2: Tourist arrivals March 2023 - March 2024



Regarding the length of stay of foreign tourists in our country, tourists from Qatar stayed the longest with 9.6 nights, followed by Malta with 5.7 nights, Iceland with 5.5 nights, Saudi Arabia with 4.5 nights and New Zeland and Latvia with 4.2 nights each on average.

Graph 3: Overnight stays and arrivals of foreign tourists by country of residence, March 2024

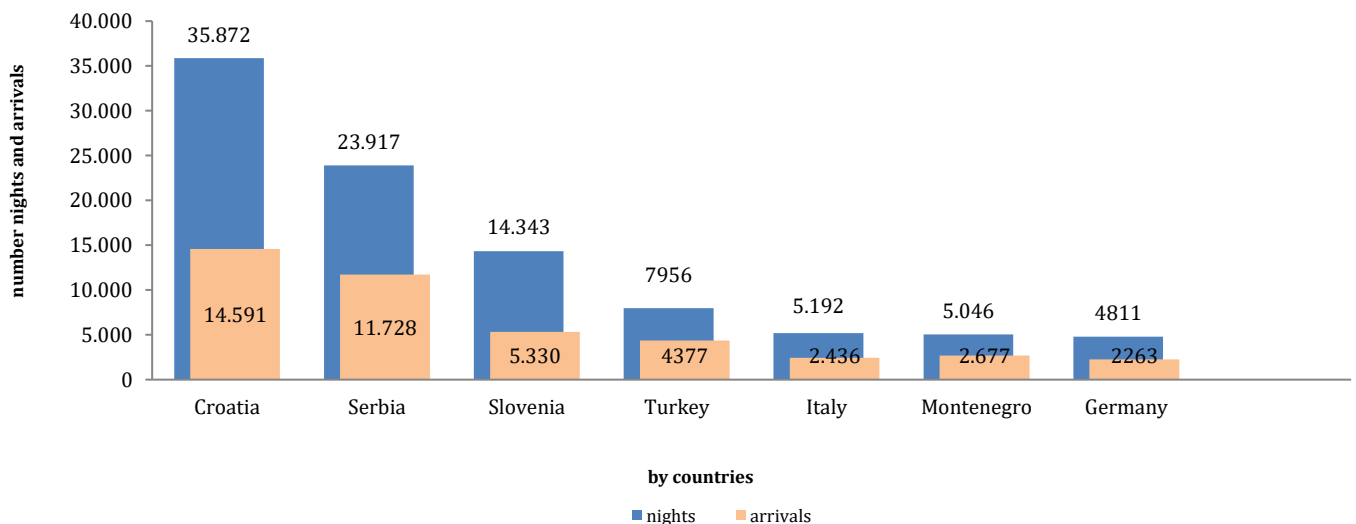


Table 2: Tourist arrivals and overnight stays according to KD BiH 2)

	Arrivals					Overnight stays					III 2024
	III 2023*	II 2024	III 2024	Indices III 2024 II 2024	Indices III 2024 III 2023	III 2023*	II 2024	III 2024	Indices III 2024 II 2024	Indices III 2024 III 2023	The structure of overnight s in %
TOTAL	100.887	93.943	101.429	108,0	100,5	214.821	209.309	215.843	103,1	100,5	100,0
Hotels and similar accommodation	97.884	91.503	98.673	107,8	100,8	203.800	199.286	204.081	102,4	100,1	94,6
Resorts and similar facilities for short breaks	2.107	1.821	1.860	102,1	88,3	4.718	4.694	4.866	103,7	103,1	2,3
Campsites and camping areas	248	39	216	553,8	87,1	372	59	237	401,7	63,7	0,1
Other accommodation	648	580	680	117,2	104,9	5.931	5.270	6.659	126,4	112,3	3,1
Domestic tourists	39.276	38.388	37.970	98,9	96,7	75.010	73.177	73.787	100,8	98,4	34,2
Hotels and similar accommodation	37.614	36.938	36.466	98,7	96,9	68.087	66.752	66.040	98,9	97,0	30,6
Resorts and similar facilities for short breaks	1.133	1.039	947	91,1	83,6	2.036	2.531	2.339	92,4	114,9	1,1
Campsites and camping areas	21	15	22	146,7	104,8	25	21	23	109,5	92,0	0,0
Other accommodation	508	396	535	135,1	105,3	4.862	3.873	5.385	139,0	110,8	2,5
Foreign tourists	61.611	55.555	63.459	114,2	103,0	139.811	136.132	142.056	104,4	101,6	65,8
Hotels and similar accommodation	60.270	54.565	62.207	114,0	103,2	135.713	132.534	138.041	104,2	101,7	64,0
Resorts and similar facilities for short breaks	974	782	913	116,8	93,7	2.682	2.163	2.527	116,8	94,2	1,2
Campsites and camping areas	227	24	194	808,3	85,5	347	38	214	563,2	61,7	0,1
Other accommodation	140	184	145	78,8	103,6	1.069	1.397	1.274	91,2	119,2	0,6

2)Classification of activities of Bosnia and Herzegovina BiH 2010

* final data

In March 2024, tourists had access to 19,846 rooms, apartments, and camping spots in Bosnia and Herzegovina, which is 5.3% more compared to March 2023, and 43,110 available beds, which is 4.5% more compared to the same month in 2023.

In March 2024, within the activity of Hotels and similar accommodation, tourists had access to a total of 18,149 rooms and apartments, which is 6.1% more compared to March 2023, and 38,652 beds, which is 6.7% more compared to the same month of the previous year.

Table 4: Tourist arrivals and overnight stays by arrival method

	Individually						Organized					
	Arrivals			Overnight stays			Arrivals			Overnight stays		
	III 2023*	III 2024	Indices III 2024 III 2023	III 2023*	III 2024	Indices III 2024 III 2023	III 2023*	III 2024	Indices III 2024 III 2023	III 2023*	III 2024	Indices III 2024 III 2023
TOTAL	79.689	79.586	99,9	164.881	167.763	101,7	21.198	21.843	103,0	49.940	48.080	96,3
Domestic tourists	32.650	32.901	100,8	59.344	63.565	107,1	6.626	5.069	76,5	15.666	10.222	65,2
Foreign tourists	47.039	46.685	99,2	105.537	104.198	98,7	14.572	16.774	115,1	34.274	37.858	110,5

final data

Table 3: Arrivals and overnight stays of foreign tourists by country of residence

	Arrivals					Overnight stays					III 2024	
	III 2023*	II 2024	III 2024	Indices III 2024 II 2024	Indices III 2024 III 2023	III 2023*	II 2024	III 2024	Indices III 2024 II 2024	Indices III 2024 III 2023	The structure of overnight s in %	Average number of overnigh ts per check-in
Foreign tourists	61.611	55.555	63.459	114,2	103,0	139.811	136.132	142.056	104,4	101,6	100,0	2,2
Albania	348	142	278	195,8	79,9	914	472	716	151,7	78,3	0,5	2,6
Austria	1.470	1.498	1.757	117,3	119,5	2.909	3.242	3.512	108,3	120,7	2,5	2,0
Belgium	156	152	166	109,2	106,4	358	436	544	124,8	152,0	0,4	3,3
Bulgaria	435	209	597	285,6	137,2	962	371	1.100	296,5	114,3	0,8	1,8
Montenegro	3.015	1.582	2.677	169,2	88,8	5.706	3.577	5.046	141,1	88,4	3,6	1,9
Czech Republic	262	197	352	178,7	134,4	678	443	715	161,4	105,5	0,5	2,0
Denmark	215	98	212	216,3	98,6	634	248	774	312,1	122,1	0,5	3,7
Estonia	33	19	41	215,8	124,2	69	35	119	340,0	172,5	0,1	2,9
Finland	60	39	112	287,2	186,7	155	107	344	321,5	221,9	0,2	3,1
France	532	400	410	102,5	77,1	1.305	899	1.002	111,5	76,8	0,7	2,4
Greece	265	136	125	91,9	47,2	449	463	281	60,7	62,6	0,2	2,2
Netherlands	560	435	427	98,2	76,3	1.161	1.182	941	79,6	81,1	0,7	2,2
Croatia	15.206	16.733	14.591	87,2	96,0	35.527	44.427	35.872	80,7	101,0	25,3	2,5
Ireland	135	84	182	216,7	134,8	351	215	612	284,7	174,4	0,4	3,4
Iceland	51	12	4	33,3	7,8	109	25	22	88,0	20,2	0,0	5,5
Italy	1.834	943	2.436	258,3	132,8	4.011	2.336	5.192	222,3	129,4	3,7	2,1
Cyprus	16	17	11	64,7	68,8	57	50	42	84,0	73,7	0,0	3,8
Latvia	16	16	36	225,0	225,0	50	39	151	387,2	302,0	0,1	4,2
Lithuania	36	26	30	115,4	83,3	54	81	80	98,8	148,1	0,1	2,7
Luxembourg	36	21	44	209,5	122,2	76	67	71	106,0	93,4	0,0	1,6
Hungary	584	448	878	196,0	150,3	1.484	839	1.734	206,7	116,8	1,2	2,0
Malta	16	9	27	300,0	168,8	67	21	153	728,6	228,4	0,1	5,7
Norway	298	77	253	328,6	84,9	526	154	547	355,2	104,0	0,4	2,2
Germany	2.390	1.675	2.263	135,1	94,7	4.925	3.832	4.811	125,5	97,7	3,4	2,1
Poland	324	376	662	176,1	204,3	759	1.001	1.336	133,5	176,0	0,9	2,0
Portugal	71	51	79	154,9	111,3	223	86	228	265,1	102,2	0,2	2,9
Romania	269	294	392	133,3	145,7	610	1.042	1.449	139,1	237,5	1,0	3,7
Russia	840	612	609	99,5	72,5	1.407	1.143	1.414	123,7	100,5	1,0	2,3
Northern Macedonia	1.331	555	1.148	206,8	86,3	3.168	1.061	2.588	243,9	81,7	1,8	2,3
Slovak Republic	185	167	327	195,8	176,8	375	400	776	194,0	206,9	0,5	2,4
Slovenia	4.718	4.267	5.330	124,9	113,0	11.984	11.195	14.343	128,1	119,7	10,1	2,7

(continued on next page)

(continued)

	Arrivals					Overnight stays					III 2024	
	III 2023*	II 2024	III 2024	Indices III 2024 II 2024	Indices III 2024 III 2023	III 2023*	II 2024	III 2024	Indices III 2024 II 2024	Indices III 2024 III 2023	The structure of overnights in %	Average number of overnights per check- in
USA	12.010	11.719	11.728	100,1	97,7	26.815	28.827	23.917	83,0	89,2	16,8	2,0
Spain	263	128	352	275,0	133,8	758	235	614	261,3	81,0	0,4	1,7
Switzerland (including Liechtenstein)	627	491	632	128,7	100,8	1.264	1.157	1.300	112,4	102,8	0,9	2,1
Sweden	571	373	373	100,0	65,3	1.366	869	1.128	129,8	82,6	0,8	3,0
Turkey	2.724	3.466	4.377	126,3	160,7	5.344	6.590	7.956	120,7	148,9	5,6	1,8
United Kingdom	1.047	1.126	1.084	96,3	103,5	3.360	3.740	3.295	88,1	98,1	2,3	3,0
Ukraine	182	115	398	346,1	218,7	289	302	782	258,9	270,6	0,6	2,0
Other European countries	241	139	192	138,1	79,7	775	360	555	154,2	71,6	0,4	2,9
Egypt	35	50	33	66,0	94,3	109	124	111	89,5	101,8	0,1	3,4
South Africa	21	14	7	50,0	33,3	50	29	14	48,3	28,0	0,0	2,0
Other African countries	150	111	92	82,9	61,3	464	444	432	97,3	93,1	0,3	4,7
Canada	137	136	191	140,4	139,4	509	433	496	114,5	97,4	0,3	2,6
USA	1.652	841	1.444	171,7	87,4	4.211	2.162	3.915	181,1	93,0	2,8	2,7
Other North American Countries	44	8	60	750,0	136,4	108	25	198	792,0	183,3	0,1	3,3
Brasil	96	61	81	132,8	84,4	244	158	177	112,0	72,5	0,1	2,2
Other South and Central American Countries	126	65	272	418,5	215,9	274	175	920	525,7	335,8	0,6	3,4
Bahrain	33	30	10	33,3	30,3	107	107	28	26,2	26,2	0,0	2,8
India	221	65	93	143,1	42,1	499	150	293	195,3	58,7	0,2	3,2
Iran	31	50	24	48,0	77,4	136	284	67	23,6	49,3	0,0	2,8
Israel	73	26	55	211,5	75,3	199	51	116	227,5	58,3	0,1	2,1
Japan	94	77	193	250,6	205,3	183	119	321	269,7	175,4	0,2	1,7
South Korea	195	40	336	840,0	172,3	231	124	653	526,6	282,7	0,5	1,9
Qatar	84	50	9	18,0	10,7	250	174	86	49,4	34,4	0,1	9,6
China	830	2.030	2.971	146,4	358,0	2.015	3.055	4.154	136,0	206,2	2,9	1,4
Kuwait	148	213	71	33,3	48,0	507	623	241	38,7	47,5	0,2	3,4
Malawi	1.068	1.031	255	24,7	23,9	1.292	1.201	357	29,7	27,6	0,3	1,4
Oman	433	69	5	7,2	1,2	840	225	10	4,4	1,2	0,0	2,0
Saudi Arabia	287	329	114	34,7	39,7	813	1.005	515	51,2	63,3	0,4	4,5
United Arab Emirates	1.097	420	165	39,3	15,0	3.013	1.290	560	43,4	18,6	0,4	3,4
Other Asian countries	1.179	855	1.170	136,8	99,2	2.286	1.937	1.701	87,8	74,4	1,2	1,5
Australia	159	104	118	113,5	74,2	388	461	478	103,7	123,2	0,3	4,1
Mainland New Zealand	7	15	15	100,0	214,3	9	163	63	38,7	700,0	0,0	4,2
Other Oceania Countries	39	18	83	461,1	212,8	40	44	88	200,0	220,0	0,1	1,1

final data

- no occurrence

METHODOLOGICAL EXPLANATIONS

The purpose of the statistical survey

The purpose of the statistical survey is to monitor the tourist activity realised in commercial accommodation establishments and to provide internationally comparable BiH's tourism statistics in accordance with current EU Regulations for the tourism statistics.

Observation units

Observation units are all business entities /legal units which are, by the main activity, registered in accommodation activity (division 55 - KD BiH 2010), persons as well as households that rent accommodation establishments to tourists. For the purpose of the survey, Classification of Activities in Bosnia and Herzegovina - KD BiH 2010 was used, and it is fully compliant with the European Classification of Economic Activities - NACE Rev. 2.

Coverage

Reporting units are all business entities (enterprises, craftsmen, cooperatives, institutions, associations etc.) and their constituent units that are registered according to KD BiH 2010 under section : 55.1 (hotels and similar accommodation), 55.2 (holiday and other short - stay accommodation), 55.3 (camps and camping grounds), 55.9 (other uncategorised accommodation), health care institutions in which person themselves bear the fee for medical rehabilitation or their stay: business entities that deal with the mediation of accommodation of guests in: households, houses, camps, apartments and rooms which are directly rented by private persons/households. Survey covers the entire territory of Bosnia and Herzegovina.

Source and methods of data collection

Data on tourists turnover (number of tourist arrivals and tourist nights) are collected from regular monthly report (TU-11 form). Reports are usually made based on reception records in guest books, entities and their parts engaged in organising and arranging of tourists.

Data revision

Regular press releases on tourism are published in monthly dynamics and contain preliminary / first results until the final data are published.

The first regular revision of data implies that, when publishing data for the next month, the published data from the previous month (t-1) are revised in accordance with the information submitted by the reporting unit. The second regular revision of previously published data is the annual revision, which includes all changes in the data submitted after the first revision, in order to ensure the accuracy of the published data.

The press release clearly indicates what the data are, so that users of the statistics can interpret them correctly. If new statistical standards and concepts are introduced, changes in the research methodology are made, it is necessary to revise the data to ensure the consistency and comparability of data from previous historical series and new data series. Users will be informed about changes in data and reasons in an appropriate and transparent manner, in regular monthly press releases and other publications for the public, as well as on the website of the BiH Agency for Statistics (www.bhas.gov.ba).

Definitions

Tourism means the activity of visitors taking a trip to a main destination outside their usual environment for less than a year, for leisure, business or other personal purpose other than to be employed by a resident entity in the place visited.

Tourist is every person who, outside his place of permanent residence, spends one night in a hotel or some other accommodation facility for reasons of rest, recreation, health, study, sport, religion, family, business, public tasks or meeting. Tourist is registered in every place or establishment where he stays and, therefore, in case of change of place or establishment, he must register again, which results in data ambiguity. Consequently, the statistics registers the number of tourist arrivals, not the number of tourists.

Residence is a place where a person came with the intention of permanent stay. Tourist is registered in every place or establishment where he stays and, therefore, in case he/she changes the place or establishment, he/she must register again, which results in data ambiguity. Consequently, the statistics register the number of tourist arrivals and not the number of tourists.

Domestic tourist is a person with permanent residence in the BiH who spends at least one night in a hotel or same other accommodation establishment outside their place or residence.

Foreign tourist is every person with permanent residence outside in BiH who temporarily resides in BiH and who spends at least one night in a hotel or same other accommodation establishment.

Tourist arrivals refer to the number of persons (tourists) who arrived and registered their stay in an accommodation establishment.

Tourist nights refer to every registered overnight stay of a person (tourist) in an accommodation establishment.

Accommodation capacities are presented as the number of rooms, apartments and camping sites, and the number of permanent beds.

Permanent beds are those that are regularly ready-made for renting to guests.

Occupancy rate of permanent beds (net) in the reference period is obtained by dividing the total number of nights by the number of beds on offer and the number of days when the beds are actually available for use during the reference period. The data are expressed as a percentage.

Occupancy rate of bedrooms (net) in the reference period is obtained by dividing the total number of bedrooms used during the reference period by the number of bedrooms available for use during the reference period. The data is expressed as a percentage.

Organization of tourist arrivals represent the way of organising tourist arrangements. Depending on the way of organising, tourist arrangement can be individual or organised (travel agencies).

Symbols

- no occurrence

0,0 value not zero but less than 0,05

1) Indices greater than 999

Published by the Agency for Statistics of Bosnia and Herzegovina, 71000 Sarajevo, Zelenih beretki 26

Email: bhas@bhas.gov.ba | Website: www.bhas.gov.ba

Velimir Jukić, Assistant Director for Business Statistics

Vesna Čužić, Director

Press release prepared by: Azra Bander Demirović and Mirza Agić



Please consider the environment before printing this document.