

AGENCIJA ZA STATISTIKU BOSNE I HERCEGOVINE  
AGENCY FOR STATISTICS OF BOSNIA AND HERZEGOVINA



# SAOPŠTENJE

## FIRST RELEASE



Molimo korisnike da prilikom upotrebe podataka obavezno navedu izvor  
*Users are kindly requested to mention the data source*

GODINA/ YEAR VII

SARAJEVO, 25.07.2012.

BROJ/ NUMBER 1

PRETHODNI PODACI

*The Preliminary Data*

# ANKETA O RADNOJ SNAZI

## LABOUR FORCE SURVEY

### 2012

Sarajevo, juli 2012.



Polovinom aprila 2012. godine provedena je, sedmi put, Anketa o radnoj snazi u Bosni i Hercegovini na uzorku od 10.525 domaćinstava, od čega u Federaciji BiH 5.994, u Republici Srpskoj 3.518 i u Brčko distriktu BiH 1.013 domaćinstva. Intervjuisane su sve osobe u uzorkom izabranim domaćinstvima koje su prihvatile intervju. Stopa neodziva bila je 13,5%, odnosno prikupljeni su podaci o ekonomskoj aktivnosti i ostalim karakteristikama stanovništva za 9.191 domaćinstvo.

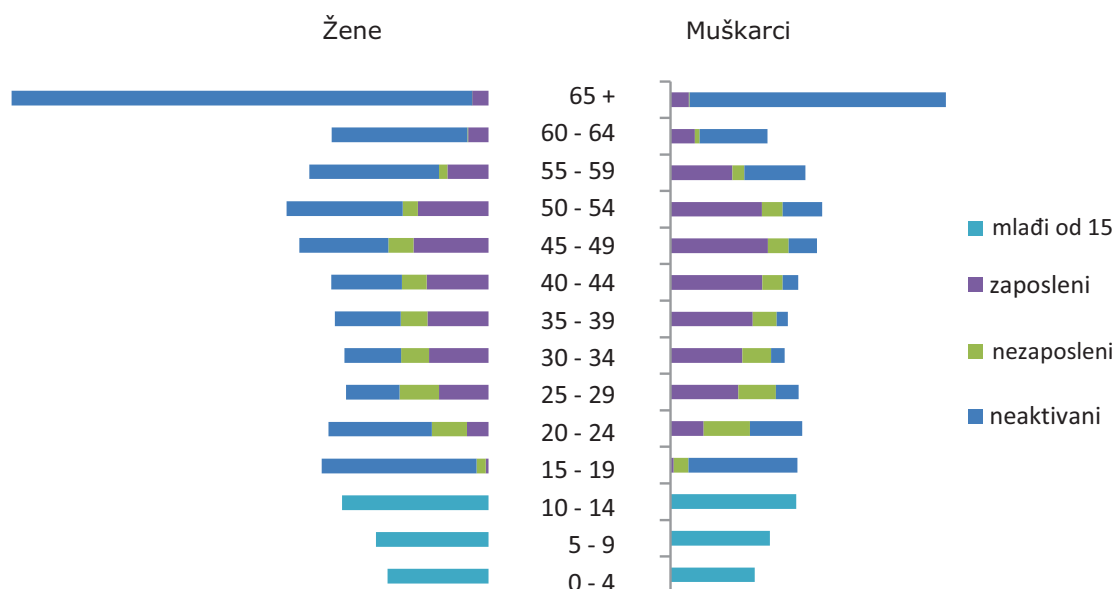
Prema ovim podacima u BiH radnu snagu (ekonomski aktivno stanovništvo) je činilo 1.130.276 osoba, dok je broj neaktivnih bio 1.435.912 osoba. U okviru radne snage bilo je 813.683 zaposlenih i 316.593 nezaposlenih osoba. U okviru zaposlenih osoba bilo je 37.987 neplaćeni pomažući član domaćinstva.

*Labour force survey was carried out the seventh time in B&H in April 2012. year, in the sample of 10.525 households in B&H, where in Federation B&H were 5.994 households, in Republic of Srpska were 3.518 and in Brcko District were 1.013 households. Interview was carried out with all individuals usually living in the selected households who accepted interview. Nonresponse rate was 13,5%. In B&H interview was accepted in 9.191 households. Data collected from these households relate to economic activity and other characteristics of target population.*

*According to these data in B&H labour force numbered 1.130.276 persons and there were 1.435.912 inactive persons. Among the labour force there were 813.683 persons in employment and 316.593 unemployed persons. Among persons in employment there were 37.987 unpaid family workers.*

### Slika 1: Stanovništvo prema spolu i starosnim grupama

Chart 1: Population by sex and age groups



Stopa nezaposlenosti bila je 28,0% (26,4% za muškarce i 30,7% za žene), dok je u istom periodu 2011. godine iznosila 27,6% (26,1% za muškarce i 29,9% za žene). Stopa nezaposlenosti bila je najviša među mladim osobama starosti od 15 do 24 godine. To je iznosilo 63,1% (32,6% za muškarce i 64,0% za žene).

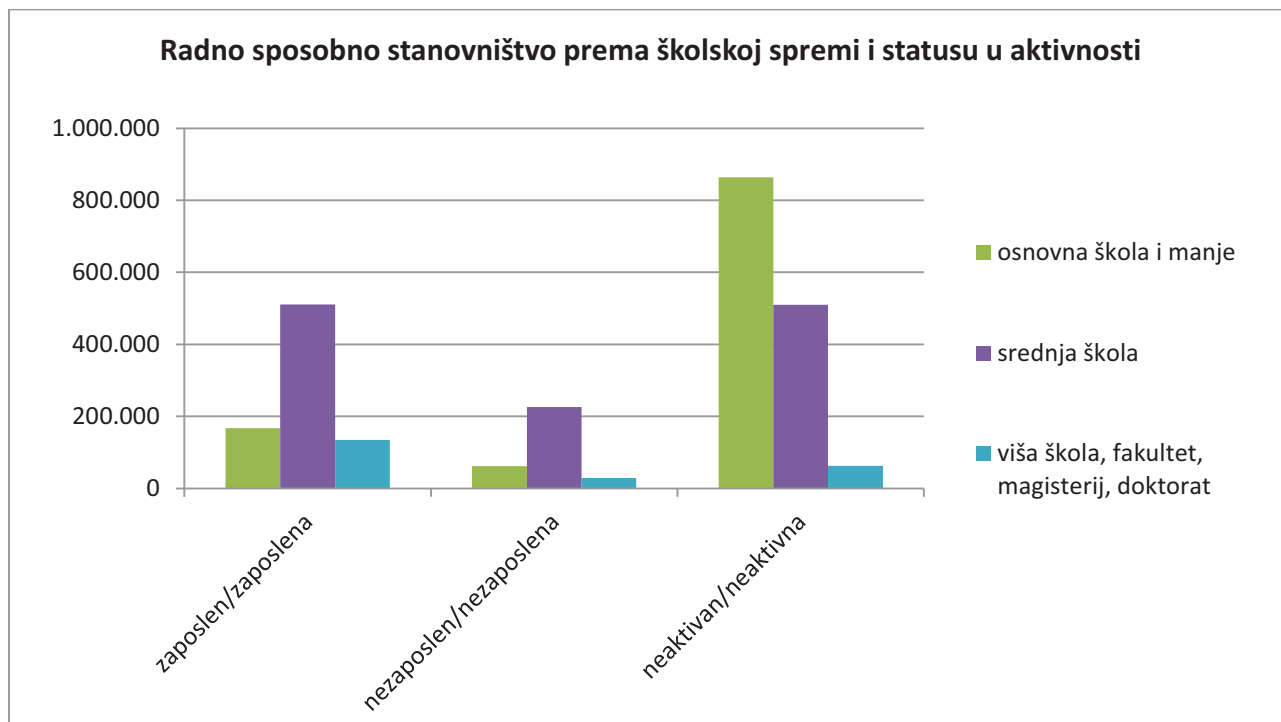
Stope aktivnosti i zaposlenosti prema podacima ARS 2012 su iznosile 44,0% i 31,7%, dok su u 2011. godini bile 44,0% i 31,9%. Stope su bile značajno više za muškarce nego za žene. Stope aktivnosti i zaposlenosti su bile najviše u starosnoj grupi od 25 do 49 godina (71,6% i 52,2%).

*The unemployment rate was 28,0% (26,4% for men and 30,7% for women), while in the same period 2011 year it was 27,6% (26,1% for men and 29,9% for women). Unemployment rate was the highest among young persons aged 15 to 24 years. It was 63,1% (32,6% for men and 64,0% for women).*

*The activity and employment rates in LFS 2012 were 44,0% and 31,7%, while in the same period 2011 year that were 44,0% and 31,9%. Both rates were higher for men than for women. The activity and the employment rates were by far the highest in the age group 25 to 49 years (71,6% and 52,2%).*

**Slika 2: Radno sposobno stanovništvo prema školskoj spremi i statusu u aktivnosti**

Chart 2: Working age population by educational attainment and status in activity



Podaci pokazuju da u BiH ispod polovine radno sposobnog stanovništva čine aktivne osobe, tj. one koje se na tržištu rada javljaju kao zaposlene i nezaposlene osobe.

Obrazovna struktura zaposlenih osoba pokazuje da najveći udio (62,8%) ima završenu srednju školu, slijede zaposleni s osnovnom školom ili nižim obrazovanjem (20,6%) i 16,5% akademski obrazovanih osoba.

Nezaposlene osobe imaju donekle sličnu obrazovnu strukturu: 71,3% osoba ima srednjoškolsko obrazovanje, 19,5% su osobe s osnovnim obrazovanjem ili niže, dok je 9,2% završilo višu školu, fakultet, akademiju, magisterij ili doktorat.

Istodobno, podaci iz Ankete pokazuju nižu obrazovnu strukturu neaktivnih osoba starijih od 15 godina: među njima je gotovo 60,2% osoba sa završenom osnovnom školom ili niže, 35,5% su osobe sa srednjom školom, a preostalih 4,4% su akademski obrazovane osobe.

*Data show that half of the working age population in BiH were active persons, that is, persons who participate in the labour market as employed or unemployed.*

*The educational structure of persons in employment shows that the largest share (62,8%) have persons who have finished the secondary school, followed by persons who finished the basic or lower education (20,6%) and 16,5% of persons who have graduated from college, university or have postgraduate degrees.*

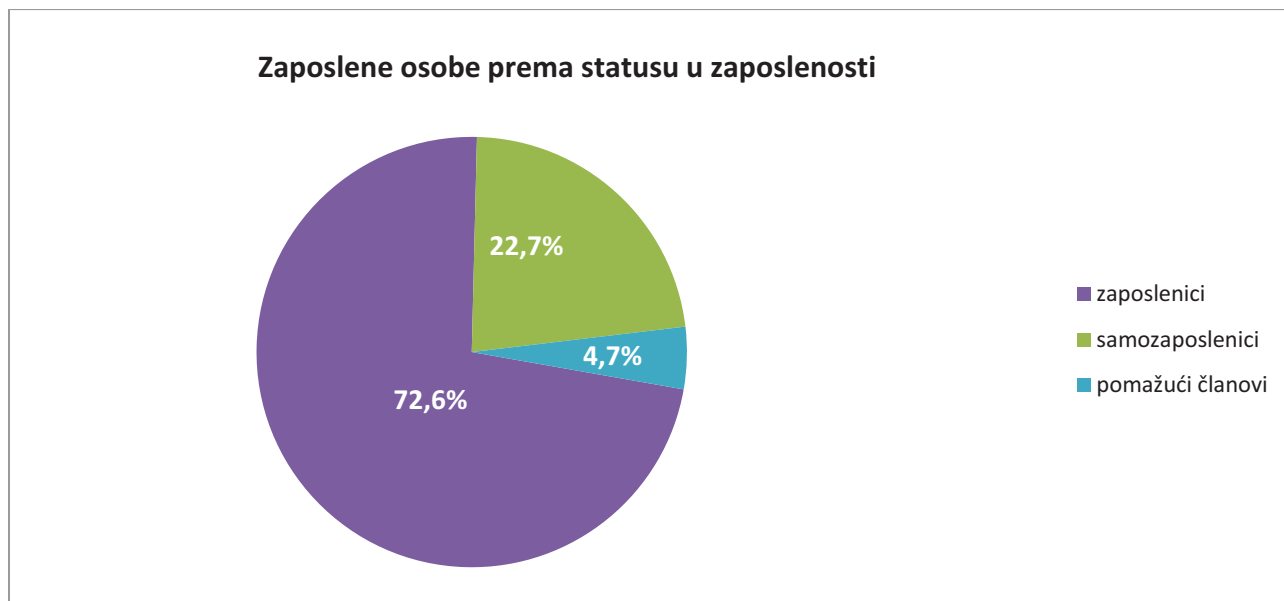
*Unemployed persons have slightly different educational structure: 71,3% have finished secondary school, 19,5% are persons with basic or lower education, while 9,2% have graduated from college, university or have a postgraduate degree.*

*At the same time, data from the Labour Force Survey show that inactive persons older than 15 have lower educational structure. Amongst them, there are almost 60,2% of persons with basic or lower education, 35,5% with secondary school and remaining 4,4% have graduated from college, university or have a postgraduate degree.*

---

**Slika 3: Zaposlene osobe prema statusu u zaposlenosti**

Chart 3: Persons in employment by status in employment



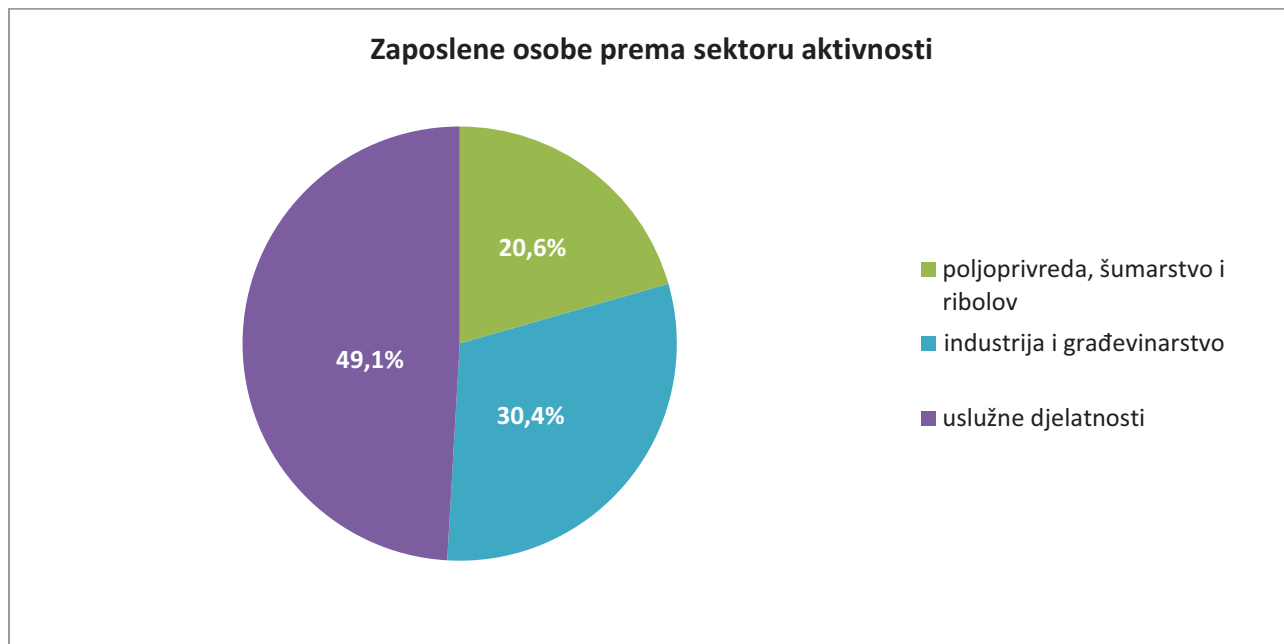
Struktura zaposlenih osoba prema statusu u zaposlenju pokazuje da osobe u plaćenju zaposlenosti (zaposlenici) imaju najveće učešće (72,6%). Učešće samozaposlenih osoba je bilo 22,7%, a neplaćenih pomažućih članova je bilo 4,7%.

*The structure of persons in employment by status in employment shows persons in paid employment present by far the greatest share (72,6%). The share of self-employed persons was 22,7%. The share of unpaid family workers was 4,7%.*

---

**Slika 4: Zaposlene osobe prema sektoru aktivnosti**

Chart 4: Persons in employment by sectors of activity

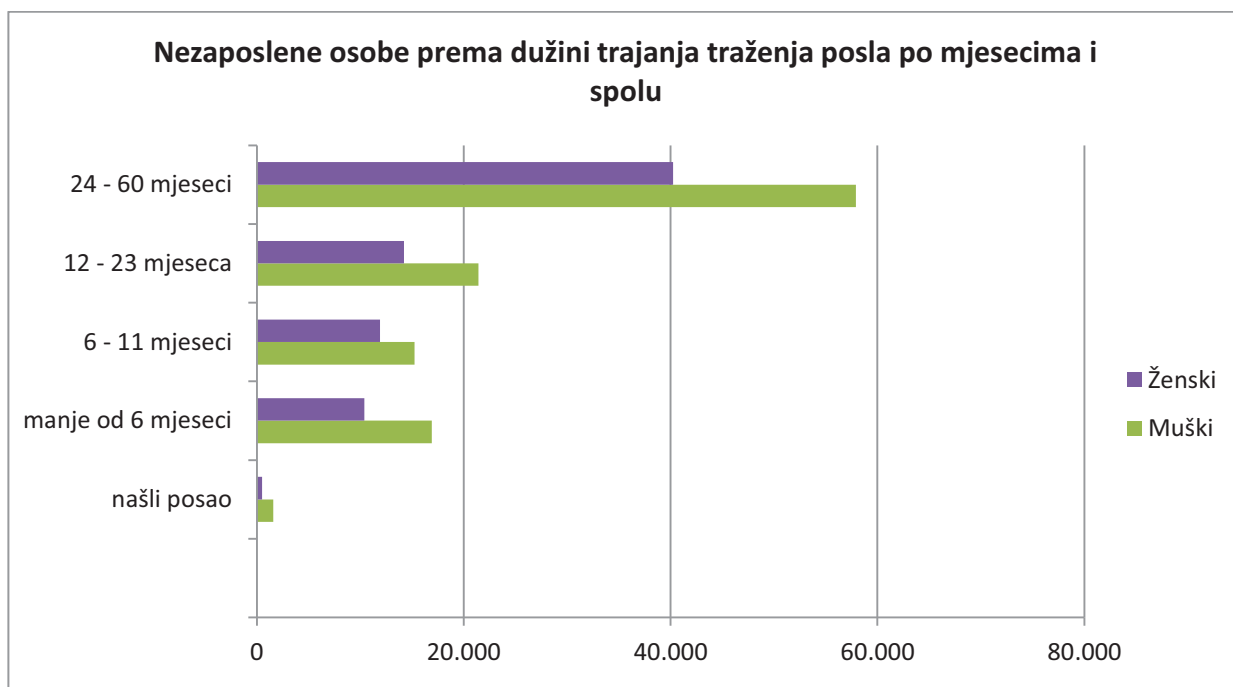


Struktura zaposlenih osoba prema sektoru aktivnosti pokazuje da je najveće učešće u sektoru usluga 49,1%, zatim u sektoru industrije 30,4% i u sektoru poljoprivrede 20,6%.

*The structure of persons in employment by sectors of activity shows that 49,1% of them worked in services, than in industry 30,4% and 20,6% in agriculture.*

**Slika 5: Nezaposlene osobe prema trajanju traženja posla u mjesecima i spolu**

*Chart 5: Unemployed persons by duration of job search in months and sex*



U posmatranom periodu 17,6% nezaposlenih osoba traži posao kraće od 12 mjeseci, a čak 82,4% nezaposlenih traži posao duže od pet godina, što je posljedica poslijeratnog stanja i tranzicije ekonomije u našoj zemlji.

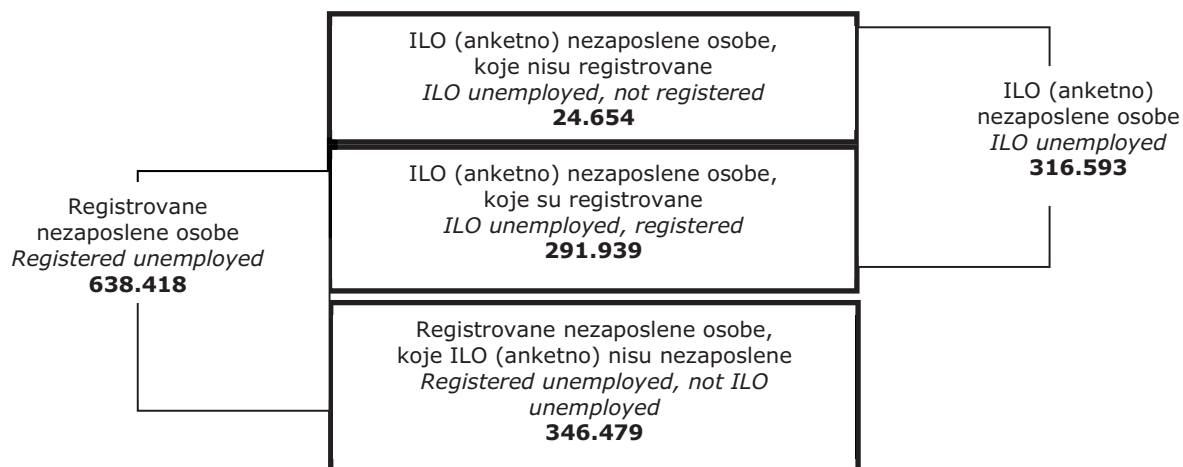
Stopa nezaposlenosti je 19,5% kod osoba sa završenom osnovnom školom i manje i srednjom školom (71,3%), a najniža sa visokom školom (9,2%).

*In the observed period 17,6% unemployed persons sought work for less than 12 months, but 82,4% unemployed persons sought work for 5 years or more, what is the result of economic situation and transitional period in our country after the war.*

*The unemployment rate was the approximately among persons with completed elementary school and less 19,5% and secondary school (71,3%) and the lowest among persons with university degree (9,2%).*

### Slika 6: Usporedba između registrovane i ILO (anketne) nezaposlenosti

Chart 6: Comparison between registered and ILO unemployment



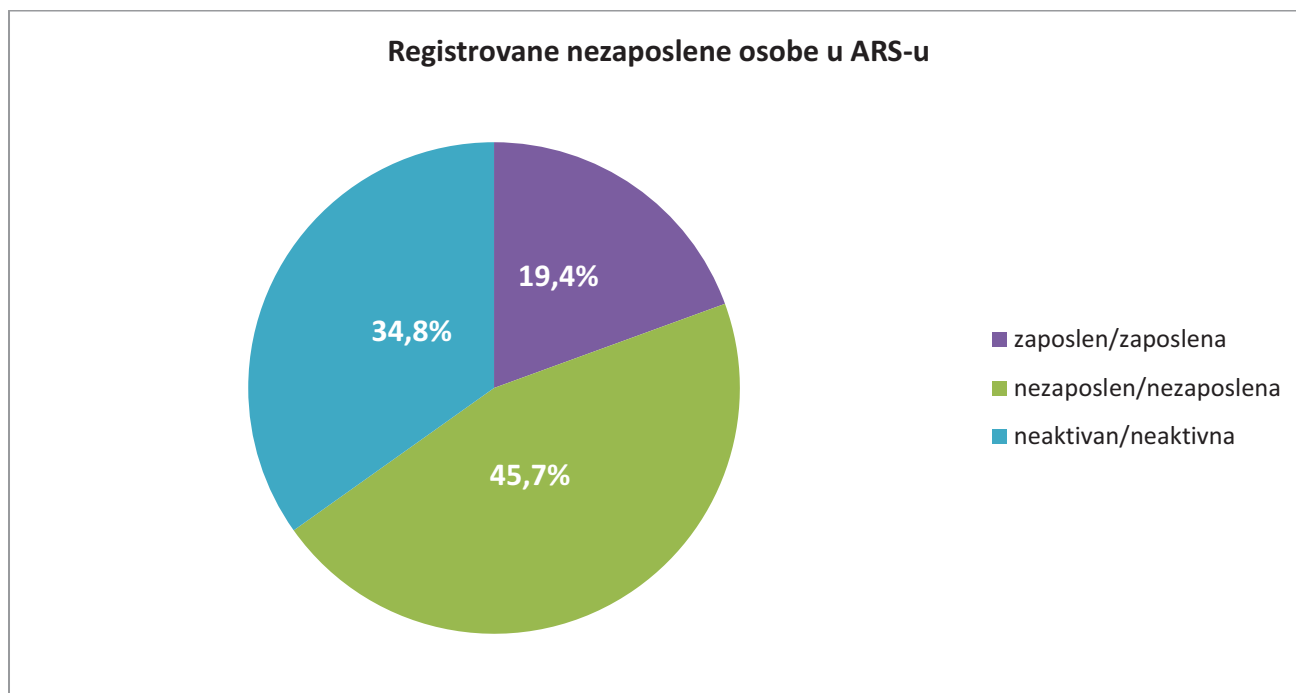
Usporedba između registrovane (prema izjašnjenju ispitanika u anketi o prijavi Zavodima za zapošljavanje) i ILO (anketne) nezaposlenosti pokazuje da postoji značajna razlika između ova dva podatka. 92,2% od ILO (anketno) nezaposlenih osoba je također bilo i registrovano nezaposleno.

Broj registrovanih osoba koje se vode kao nezaposlene osobe u Zavodima za zapošljavanje je veći za 321.825 osoba od ILO nezaposlenih osoba.

*Comparison between registered unemployment and ILO unemployment shows significant differences between these two data. 92,2% of all ILO unemployed persons were also registered unemployed. Number of registered unemployed persons in Unemployment Offices was higher for 321.825 persons than number of ILO unemployed persons.*

### Slika 7: Registrovane osobe prema statusu u ARS-u

Chart 7: Registered unemployed persons by LFS status

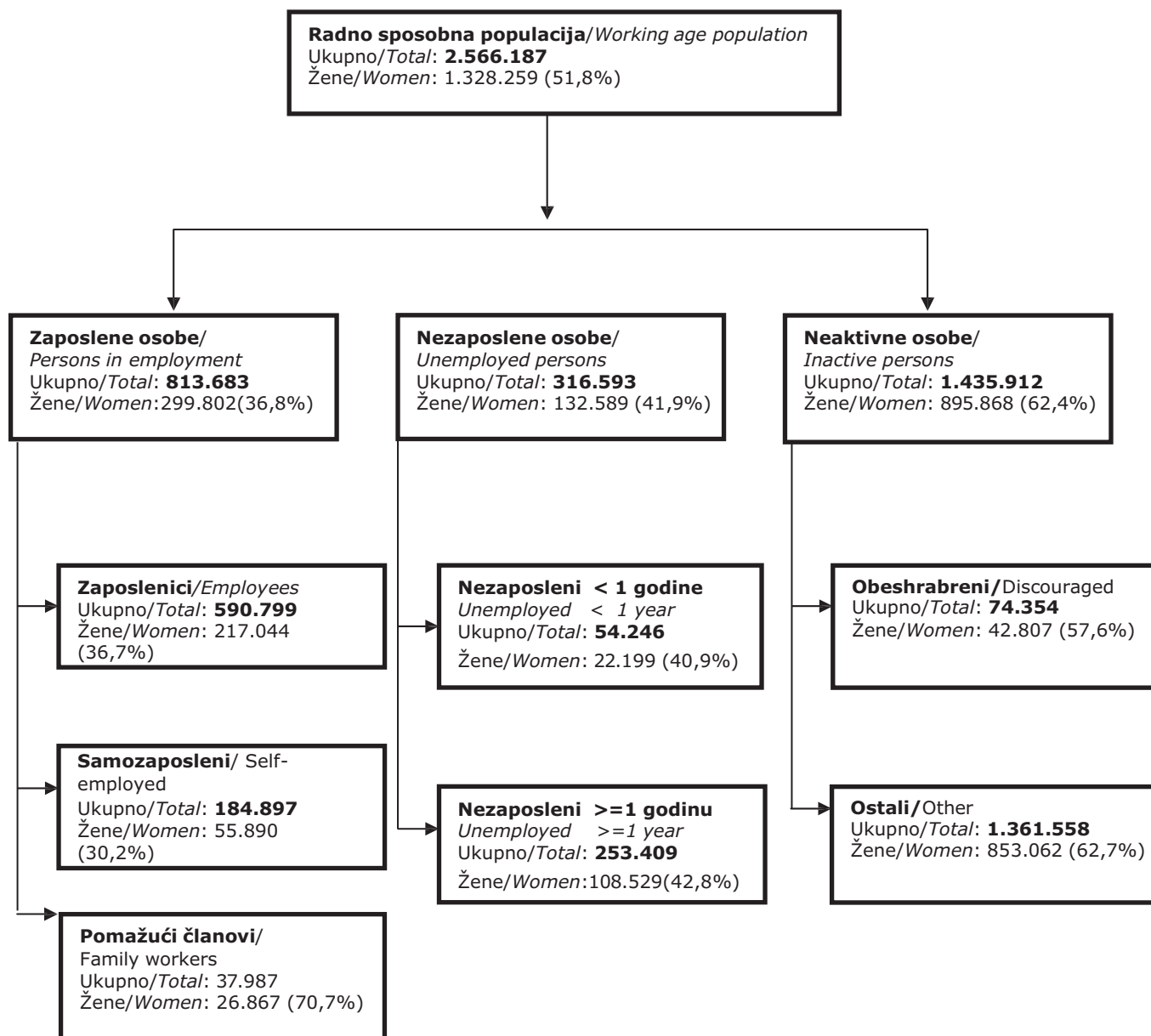


U strukturi ukupno registrovanih osoba prema statusu u ARS 2012 45,7% je bilo i ILO (anketno) nezaposlenih, dok je anketno zaposlenih bilo 19,4% i anketno neaktivnih osoba 34,8%.

*The structure of all registered persons according to ILO definitions was as follows: 45,7% unemployed persons, 19,4% were persons in employment and 34,8% were inactive population.*

**Slika 8: Radno sposobno stanovništvo prema aktivnosti**

Chart 8: Working age population by activity



-----  
(%) udio žena u pojedinim kategorijama



**Tabela 1. MJERE AKTIVNOSTI STANOVNIŠTVA PO ENTITETIMA**  
*MEASURES OF THE POPULATION ACTIVITIES BY ENTITIES*

Ženski / Female			
	stopa aktivnosti <i>activity rate</i>	stopa zaposlenosti <i>employment rate</i>	stopa nezaposlenosti <i>unemployment rate</i>
FBiH	29,9	20,3	32,2
RS	37,9	27,2	28,2
DBBiH	25,8	16,4	36,3
<b>BiH</b>	<b>32,6</b>	<b>22,6</b>	<b>30,7</b>
Muški / Male			
	stopa aktivnosti <i>activity rate</i>	stopa zaposlenosti <i>employment rate</i>	stopa nezaposlenosti <i>unemployment rate</i>
FBiH	55,9	40,4	27,7
RS	57,8	44,1	23,8
DBBiH	48,0	33,4	30,4
<b>BiH</b>	<b>56,4</b>	<b>41,5</b>	<b>26,4</b>
Ukupno / Total			
	stopa aktivnosti <i>activity rate</i>	stopa zaposlenosti <i>employment rate</i>	stopa nezaposlenosti <i>unemployment rate</i>
FBiH	42,4	30,0	29,4
RS	47,4	35,3	25,6
DBBiH	36,7	24,8	32,5
<b>BiH</b>	<b>44,0</b>	<b>31,7</b>	<b>28,0</b>

**Tabela 2. STRUKTURA RADNO SPOSOBNOG STANOVNIŠTVA PREMA AKTIVNOSTI, SPOLU I ENTITETIMA**  
*STRUCTURE OF WORKING AGE POPULATION BY ACTIVITY, SEX AND ENTITIES*

	BiH	Ženski <i>Female</i>	Muški <i>Male</i>	FBiH	RS	DBBiH
zaposlenici <i>employees</i>	<b>23,0</b>	16,3	30,2	23,7	22,1	16,8
samozaposlenici <i>self-employed persons</i>	<b>7,2</b>	4,2	10,4	5,5	10,3	7,6
pomažuci članovi <i>unpaid family workers</i>	<b>1,5</b>	2,0	0,9	0,8	2,9	0,4
nezaposleni <i>unemployed persons</i>	<b>12,3</b>	10,0	14,9	12,5	12,1	11,9
na školovanju <i>student</i>	<b>10,1</b>	10,5	9,7	10,8	8,8	8,7
domaćice <i>housewife</i>	<b>13,6</b>	26,2	0,0	15,0	10,8	16,1
penzioneri <i>retired</i>	<b>18,4</b>	14,1	22,9	18,5	18,2	15,8
ostale neaktivne osobe <i>other inactive persons</i>	<b>13,9</b>	16,6	11,0	13,2	14,7	22,7
stanovništvo 15+ <i>population 15+</i>	<b>100,0</b>	100,0	100,0	100,0	100,0	100,0

**Tabela 3. STRUKTURA RADNO SPOSOBNOG STANOVNIŠTVA PREMA NAOBRAZBI I SPOLU**  
*SHARE IN THE WORKING AGE POPULATION BY EDUCATIONAL LEVEL AND SEX*

	Ženski / Female			Ukupno Total
	Zaposleni Employed persons	Nezaposleni Unemployed persons	Neaktivni Inactive persons	
Osnovna škola i manje <i>Primary school and less</i>	24,4	18,9	66,9	52,5
Srednja škola <i>Secondary school</i>	53,9	68,0	30,4	39,5
Viša, visoka škola, magisterij, doktorat <i>College, university, masters, doctoral degrees</i>	21,7	13,2	2,7	8,0
Ukupno <i>Total</i>	100,0	100,0	100,0	100,0
	Muški / Male			Ukupno Total
	Zaposleni Employed persons	Nezaposleni Unemployed persons	Neaktivni Inactive persons	
Osnovna škola i manje <i>Primary school and less</i>	18,4	19,9	49,0	32,0
Srednja škola <i>Secondary school</i>	68,0	73,6	43,9	58,3
Viša, visoka škola, magisterij, doktorat <i>College, university, masters, doctoral degrees</i>	13,6	6,4	7,1	9,7
Ukupno <i>Total</i>	100,0	100,0	100,0	100,0
	Ukupno / Total			Ukupno Total
	Zaposleni Employed persons	Nezaposleni Unemployed persons	Neaktivni Inactive persons	
Osnovna škola i manje <i>Primary school and less</i>	20,6	19,5	60,2	42,6
Srednja škola <i>Secondary school</i>	62,8	71,3	35,5	48,6
Viša, visoka škola, magisterij, doktorat <i>College, university, masters, doctoral degrees</i>	16,5	9,2	4,4	8,8
Ukupno <i>Total</i>	100,0	100,0	100,0	100,0

**Tabela 4. STRUKTURA ZAPOSLENIH PREMA PODRUČJIMA KD-a I SPOLU**  
*EMPLOYED POPULATION BY NACE AND BY SEX*

	Ženski <i>Female</i>	Muški <i>Male</i>	Ukupno <i>Total</i>
Poljoprivredne djelatnosti <i>Agriculture</i>	22,7	19,3	<b>20,6</b>
Nepoljoprivredne djelatnosti <i>Industry</i>	16,7	38,3	<b>30,4</b>
Uslužne djelatnosti <i>Services</i>	60,6	42,3	<b>49,1</b>
Ukupno <i>Total</i>	100,0	100,0	<b>100,0</b>

**Tabela 5. NEZAPOSLENI PREMA DUŽINI TRAŽENJA POSLA**  
*UNEMPLOYED PERSONS BY DURATION OF JOB SEARCH*

	Ženski <i>Female</i>	Muški <i>Male</i>	Ukupno <i>Total</i>
našli posao, ali još uvijek ne rade <i>found a job but still not working</i>	0,4	0,9	<b>0,7</b>
5 mjeseci i manje od 5 mjeseci <i>5 months and less than 5 months</i>	7,8	9,5	<b>8,8</b>
6 - 11 mjeseci <i>6 - 11 months</i>	9,1	8,5	<b>8,7</b>
12 - 23 mjeseca <i>12 - 23 months</i>	10,8	11,8	<b>11,4</b>
24 - 60 mjeseci <i>24 - 60 months</i>	30,7	32,3	<b>31,6</b>
61 i više mjeseci <i>61 months and more</i>	41,2	37,1	<b>38,8</b>
Ukupno <i>Total</i>	100,0	100,0	<b>100,0</b>

## METODOLOŠKA OBJAŠNJENJA

### Cilj Ankete radne snage

Anketa radne snage je najobuhvatnija anketa domaćinstava u BiH. Njen cilj je prikupiti podatke o situaciji na tržištu rada u Bosni i Hercegovini. Anketom se prikupljaju podaci o veličini, strukturi i karakteristikama radne snage i neaktivne populacije u Bosni i Hercegovini.

Anketa radne snage u BiH provedena je u skladu sa preporukama i definicijama Međunarodne organizacije rada (ILO), usvojenim na 13. Međunarodnoj konferenciji statističara rada, i u skladu sa preporukama Eurostata. Ovo omogućava uporedivost podataka iz Ankete radne snage sa drugim zemljama.

### Jedinica posmatranja i jedinica anketiranja

Jedinica posmatranja u anketi je domaćinstvo koje živi u stambenoj jedinici izabranoj u uzorak.

Domaćinstvom se smatra svaka porodična ili druga zajednica osoba koje se izjasne da zajedno stanuju i zajednički troše svoje prihode za podmirivanje osnovnih životnih potreba.

Jedinica anketiranja je član izabranog domaćinstva.

### Obuhvat istraživanja

Ciljano stanovništvo u Anketi radne snage je svo rezidentno stanovništvo, tj. ono koje boravi na teritoriji BiH 12 mjeseci i duže. Istraživanjem je obuhvaćeno samo stanovništvo koje živi u privatnim domaćinstvima.

Privremeno odsutni članovi domaćinstva (kraće od 12 mjeseci), bez drugog uobičajenog prebivališta i dalje pripadaju domaćinstvu tj. uključeni su u anketiranje.

Osobe koje su odsutne iz domaćinstva više od 12 mjeseci ne obuhvataju se tj. ne smatraju se članovima domaćinstva. Izuzetak su osobe koje su odsutne više od 12 mjeseci iz domaćinstva, ali su i dalje ekonomski vezane za domaćinstvo tj. ako je razlog njihove odsutnosti: školovanje, rad/zaposlenje u BiH i rad/zaposlenje kod domaćeg poslodavca izvan BiH.

### Referentni period

Anketirane osobe su razvrstane na zaposlene, nezaposlene i neaktivne prema njihovom statusu u referentnoj sedmici tj. sedmici posmatranja. To je sedmica (od ponedjeljka do nedjelje) koja prethodi sedmici intervju. Intervju je proveden od 16. aprila do 29. aprila 2012. godine, dok je referentna sedmica bila od 09. do 15. aprila 2012. godine.

### Bazni koncepti i definicije

**Radno sposobno stanovništvo** obuhvata sve osobe starosti 15 i više godina.

**Zaposlene osobe** su one koje su tokom referentne sedmice (od ponedjeljka do nedjelje) obavljale bilo kakav posao za plaću (u gotovini ili naturi) ili za porodičnu korist. Osobe koje nisu radile u referentnoj sedmici, ali imaju posao sa kojega su bile privremeno odsutne su također uključene u zaposlene.

Neplaćeni pomažući članovi su oni koji nisu bili u plaćenju zaposlenosti niti su bili samozaposleni u referentnoj sedmici, ali su obavljali neki posao na porodičnom imanju, u porodičnoj firmi ili nekom drugom obliku porodičnog biznisa. Oni normalno ne primaju redovnu plaću.

**Osobe koje rade nepuno radno vrijeme** su sve osobe čije je uobičajeno radno vrijeme kraće od zakonski propisanog.

**Podzaposlene osobe** su one zaposlene osobe koje rade kraće od zakonski propisanog radnog vremena, ali žele da rade više i spremne su da prihvate više posla u naredne dvije sedmice (u okviru postojećeg posla, dodatni posao pored postojećeg ili drugi - novi posao).

**Nezaposlene osobe** su one koje tokom referentne sedmice (sedmica kojoj je prethodio intervju):

- nisu radile (nisu u plaćenju zaposlenosti ili samozaposlenosti niti su radile bilo kakav plaćeni posao);
- aktivno su tražile posao (poduzele su specifične korake u posljednje 4 sedmice da pronađu zaposlenje ili samozaposlenje);
- bile su trenutno raspoložive za rad (u okviru dvije sedmice).

Osobe koje su pronašle posao koji će početi da rade u narednom periodu su također uključene u nezaposlene osobe.

**Radnu snagu ili ekonomski aktivno stanovništvo** čine sve zaposlene i nezaposlene osobe.

**Neaktivne osobe** su one koje imaju 15 i više godina i koje nisu svrstane niti u zaposlene niti u nezaposlene osobe.

**Stopa aktivnosti** predstavlja procentualno učešće radne snage u radno sposobnom stanovništvu.

**Stopa zaposlenosti** predstavlja procentualno učešće zaposlenih osoba u radno sposobnom stanovništvu.

**Stopa nezaposlenosti** predstavlja procentualno učešće nezaposlenih osoba u radnoj snazi.

## **Metodološke razlike između administrativnih podataka o zaposlenima i podataka dobijenih Anketom radne snage**

Podaci dobijeni iz administrativnih izvora i iz Ankete radne snage razlikuju se u pogledu:

- Izvora: administrativni podaci se baziraju na istraživanjima zaposlenih putem mjesečnog upitnika Rad-1 koji se prikuplja od poslovnih subjekata, dok se anketni podaci zasnivaju na procjenjivanju podataka na bazi uzorka domaćinstva.
- Periodu posmatranja: administrativni podaci se odnose na zadnji dan mjeseca, dok se anketni podaci odnose na aktivnost ispitanika u referentnoj sedmici.
- Period izvještavanja: administrativni podaci se prikupljaju mjesečno, dok se anketa provodi jedanput godišnje.
- Kategorije uključene u zaposlene osobe: administrativni podaci pokrivaju samo osobe u formalnoj zaposlenosti, dok anketni podaci uključuju i vlasnike poljoprivrednih imanja i neplaćene pomažuće članove porodice i osobe koje su u sedmici posmatranja obavljale bilo kakav posao za zaradu (u novcu ili naturi), profit itd.
- Publikovanje rezultata: administrativni podaci se objavljuju u dva odvojena izdanja (mjesečno u formi stalnog izvještavanja i godišnje u formi predmetnog biltena), dok se rezultati ankete objavljuju samo godišnje (nakon obavljenog istraživanja).

## **Metodološke razlike između administrativnih podataka o nezaposlenima i podataka dobijenih Anketom radne snage**

Podaci dobijeni iz administrativnih izvora i iz Ankete radne snage razlikuju se u pogledu:

- Izvora: administrativni podaci se zasnivaju na evidenciji nezaposlenih osoba u Zavodu za zapošljavanje, dok se anketni podaci zasnivaju na procjenjivanju podataka na bazi uzorka domaćinstva.
- Periodu posmatranja: administrativni podaci se odnose na zadnji dan mjeseca, dok se anketni podaci odnose na aktivnost ispitanika u referentnoj sedmici.
- Period izvještavanja: administrativni podaci se prikupljaju mjesečno, dok se anketa provodi jedanput godišnje.
- Kategorije uključene u nezaposlene osobe: administrativni podaci pokrivaju sve osobe prijavljene na birou za zapošljavanje prema kriterijima definisanim od istih, dok anketni podaci uključuju samo osobe koje zadovoljavaju jasne kriterije definisane od strane Međunarodne organizacije rada (ILO-a) tj. osobe koje u referentnoj sedmici nisu radile – nisu obavljale bilo kakvu aktivnost za plaću, zaradu ili porodičnu korist; aktivno su tražile zaposlenje u prethodne 4 sedmice i raspoložive su za posao – spremne su da prihvate posao u naredne dvije sedmice.  
Nezaposlene su također i osobe koje nisu tražile zaposlenje u prethodne 4 sedmice jer su već pronašle zaposlenje, ali još nisu otpočele sa radom, nego će početi da rade ubrzo nakon provođenja ankete.
- Publikovanje rezultata: administrativni podaci se objavljuju u mjesečnoj dinamici i preuzimaju se od Zavoda za zapošljavanje i publikuju u sklopu mjesečnog biltena, dok se rezultati ankete objavljuju samo godišnje (nakon obavljenog istraživanja).

## **Uzorak**

Posljednji popis stanovništva u BiH proveden je 1991. godine. Budući da je nakon toga došlo do velikih pomjeranja stanovništva, a kako je Anketa istraživanje bazirano na uzorkom izabranim domaćinstvima kao jedinicama posmatranja, bilo je neophodno obezbijediti ažurnije podatke na osnovu kojih bi se odabrao uzorak.

Uz pomoć UNDP-a formulisana je i provedena projekat Ažuriranja okvira uzorka u BiH, za koji je finansijska sredstva obezbijedila Vlada Velike Britanije, putem svog Odjela za međunarodni razvoj (DFID). U okviru projekta formiran je Prošireni master uzorak ažuriranjem 1.456 popisnih krugova u periodu januar-februar 2006. godine. Iz Proširenog master-uzorka izvršen je izbor 10.525 domaćinstva za BiH.

Uzorak je dizajniran kao stratifikovani dvoetapni slučajni uzorak.

Ponderi su izračunati u dva koraka. U prvom koraku svakom odabranom domaćinstvu je pridružen ponder odabira iz uzorka kao inverzna vrijednost vjerovatnoće izbora svakog domaćinstva. U drugom koraku je urađeno prilagođavanje po osnovu neodziva. Nije urađena poststratifikacija, odnosno prilagođavanje pondera po starosnim grupama i spolu zbog nepostojanja pouzdanih procjena stanovništva po spolu i starosnim grupama.

## **METHODOLOGICAL EXPLANATIONS**

### **The purpose of the Labour Force Survey**

The Labour Force Survey is the most comprehensive official household survey in B&H. It is aimed to collect data on the situation on the labour market in B&H. It provides data on size, structure and characteristics of the labour force and inactive population in B&H.

The B&H LFS was carried out in compliance with the International Labour Organisation (ILO) guidelines for labour force statistics, adopted at the 13th International Conference of Labour Statistics, and with Eurostat requirements which refer to the harmonised EU survey. This enables the comparability of the results with other countries.

### **Observation units**

were all households usually living in the selected dwelling units. A household is a group of people (family or other community), living together in the same dwelling and sharing expenditures. A survey unit is a member of a sampled household.

### **Scope of the survey**

The definition of the target population followed the criterion for the resident population, i.e. all persons whose usual place of residence was on the territory of the Federation of B&H (12 months and more). The survey covered only the population living in private households.

Temporarily absent members of the households (less than 12 months) without any other habitual residence were also included in the household. Absent members of the household more than 12 months were excluded from the survey. Exception were the persons who were absent more than 12 months but had a strong economic relationship with the household e.g. if the reason of their absence was: education, work/employment in B&H and work/employment with a local employer outside B&H.

### **Reference period**

Persons are included among persons in employment, unemployment or inactive according to their activity **in the week preceding the interview** (from Monday to Sunday). Interview was carried out from 16 April to 29 April 2012, and the reference week was from 09 to 15 April 2012.

### **Basic concepts and definitions**

**Working age population** comprises all persons aged 15 years and over.

**Persons in employment** are those who during the last week (from Monday to Sunday) prior to the interview did any work for payment (in cash or kind) or family gain. Persons who were not working but had a job from which they were temporarily absent are also included.

**Unpaid family workers** are those who were not in paid employment or self-employment during the last week prior to the interview, but did some work on the family farm, in the family enterprise or some other kind of family gainful activity; they normally do not receive regular payment.

**Persons in part-time employment** are those who usually work less than legislated hours per week.

**Underemployed persons** are those who usually work less than legislated hours per week but would like to work more and are prepared to accept more work in the next two weeks (within their present work, with additional work or with other work).

**Unemployed persons** are those who during the last week prior to the interview:

- did not work (not in paid employment or self-employment and did not do any paid work);
- were actively seeking work (specific steps taken in past four weeks to seek paid employment or self-employment);
- were currently available for work (within two weeks).

Persons who had found a job to start later are also included among unemployed persons.

**The labour force** are persons in employment and unemployed persons.

**Inactive persons** are those, aged 15 years and over, who are not classified as persons in employment or as unemployed persons.

**Activity rate** represents the labour force as a percentage of the working age population.

**Employment/population ratio** represents persons in employment as a percentage of the working age population.

**Unemployment rate** represent unemployed persons as a percentage of the labour force.

### **Methodological differences between administrative data and data obtained by Labour Force Survey of persons in employment**

Administrative data and data obtained by LFS differ regarding:

- **source:** administrative data are based on the monthly statistical survey Rad-1 which are obtained from enterprises, while Labour Force Survey data are result of estimates based on the statistical sample.
- **reporting period:** administrative data are extracted on the last day of the month while survey data refer to the activity of the respondent in the reference week (from Monday to Sunday).
- **observation period:** administrative data are extracted on the last day of the month while the Labour Force Survey is carried out once a year.
- **categories included in persons in paid employment:** administrative data cover only persons in paid employment with employment contracts while the Labour Force Survey also covers owners of farms, unpaid family workers and persons working under contracts for work or for direct payment, i.e. persons who in the reference week (from Monday to Sunday) performed any work for payment (in money or in kind ), profit or family gain.
- **publication:** administrative data are published in two separate issues (regularly monthly and yearly - in form of bulletin), while Labour Force Survey data are published once a year in Labour Force Survey results, when LFS is finished.

### **Methodological differences between administrative data and data obtained by Labour force survey of unemployed persons**

Administrative data and data obtained by LFS differ regarding:

- **source:** administrative data are obtained from the Register of Unemployed Persons, which is kept by the Employment Service of Federation B&H. In administrative data we have full coverage while Labour Force Survey results are estimates based on the statistical sample.
- **reporting period:** administrative data are extracted on the last day of the month while survey data refer to the activity of the respondent in the reference week (from Monday to Sunday).
- **observation period :** administrative data are extracted on the last day of the month while Labour Force Survey is carried out once a year.
- **definitions of unemployed persons:** administrative data on unemployed persons are persons who are registered by the employment office and fulfil all criteria defined by the Employment Office. According to the Labour Force Survey unemployed persons are persons who in the reference week (from Monday to Sunday) did not perform any work for payment (in money or in kind), profit or family gain but has been actively seeking work in the last four weeks before the interview and is prepared to accept it in next two weeks. Unemployed persons are also those who found work and will start working shortly after the interview.
- **publication:** administrative data are published monthly and are obtained by the Employment Office. Labour Force survey data are published ones a year in Labour Force Survey results.

### **Sample**

The last census in Bosnia and Herzegovina was taken in 1991. Considering the major migrations of the population since then, and the fact that the Survey research is based on the random sample of household as unit of observation, it was necessary to provide up-to-date data base on which the sample could be selected. UNDP supported formulation and implementation of the Sample Frame Update project, for which funding was provided by the Government of the UK through its Department for International Development (DFID). Within this project an Expanded Master Sample was established by updating the information for 1.456 census areas in the period of January/February 2006. 10.525 households from Bosnia and Herzegovina were selected from the Expanded Master Sample.

The sample was designed as a stratified two-stage random sample.

Weights were calculated in two steps. In the first step, each of the selected households was allocated the weight the weight of the sample selection as the inverted value of probability of selecting each household. In the second step, adjustment were made on the basis of failure to respond. Poststratification, i.e. adjustment of weights per age group and gender, was not executed due to lack of reliable estimates of population per age group or gender.

**Posebna zahvalnost svim anketiranim domaćinstvima**

*Special acknowledgements to all of the interviewed households*

**Izdaje i štampa Agencija za statistiku Bosne i Hercegovine, 71000 Sarajevo, Zelenih beretki 26**  
*Published and printed by the Agency for Statistics of the Bosnia and Herzegovina, 71000 Sarajevo, Zelenih beretki 26*

**Telefon/Phone: +387 (33) 911 911 · Telefaks/Telefax: +387 (33) 220 622**  
**Elektronska pošta/E-mail : bhas@bhas.ba · Internetska stranica/Web site: <http://www.bhas.ba>**

**Odgovara direktor Zdenko Milinović**  
*Person responsible: Zdenko Milinović, Director General*

**Saopštenje priredili: mr.sc. Milenko Stojanović, Jasna Hadžić**

*Prepared by: mr.sc. Milenko Stojanović; Ms. Jasna Hažić*

**Lektor: Amra Kapetanović**  
*Language Editor: Ms. Amra Kapetanović*

**Štampa: 150 primjeraka**  
*150 copies printed*

**Podaci iz ovog saopštenja objavljuju se i na internetu**  
*First Release data are also published on the Internet*