



# SAOPŠTENJE

## FIRST RELEASE



Molimo korisnike da prilikom upotrebe podataka obavezno navedu izvor  
*Users are kindly requested to mention the data source*

GODINA / YEAR I

SARAJEVO, 20.10.2013.

BROJ / NUMBER 1

## SAOBRAĆAJ

### TRANSPORT

### GRANIČNI PROMET

#### ROBE I CESTOVNIH TERETNIH MOTORNIH VOZILA, januar-mart 2013.

*ROAD CROSS-BORDER TRAFFIC OF FREIGHT MOTOR VEHICLES AND GOODS, January-March 2013*

U ulazu u Bosnu i Hercegovinu u prvom kvartalu 2013. godine ušlo je 8.578 teretnih motornih vozila, što je za 17,3% manje u odnosu na prvi kvartal 2012. godine. Broj tranzitnih teretnih motornih vozila na ulazu u prvom kvartalu 2013.god. iznosi 5.853 što je za 11,5% više u odnosu na isti kvartal prethodne godine.

*There were 8.578 freight motor vehicles that arrived in Bosnia and Herzegovina in the first quarter of 2013, which represents a decrease of 17,3% in comparison with first quarter of 2012. Number of transit freight motor vehicles on entrance in the first quarter 2013 was 5.853, which is 11.5% more than in the same quarter of the last year.*

U prvom kvartalu 2013. godine ušlo je 484.522 tona robe, što je za 4,3% više u poređenju sa prvim kvartalom prethodne godine.

*In road cross-border traffic there were 484.522 tonnes of goods that entered in the first quarter of 2013. which was by 4,3% more compared with first quarter of 2012.*

Na izlazu iz Bosne i Hercegovine u prvom kvartalu 2013. godine izašlo je 27.795 teretnih motornih vozila, što je za 24,8% više u odnosu na prvi kvartal 2012. godine. Broj tranzitnih teretnih motornih vozila na izlazu u prvom kvartalu 2013.godine iznosi 340 što je za 19,3% više u odnosu na isti kvartal prethodne godine.

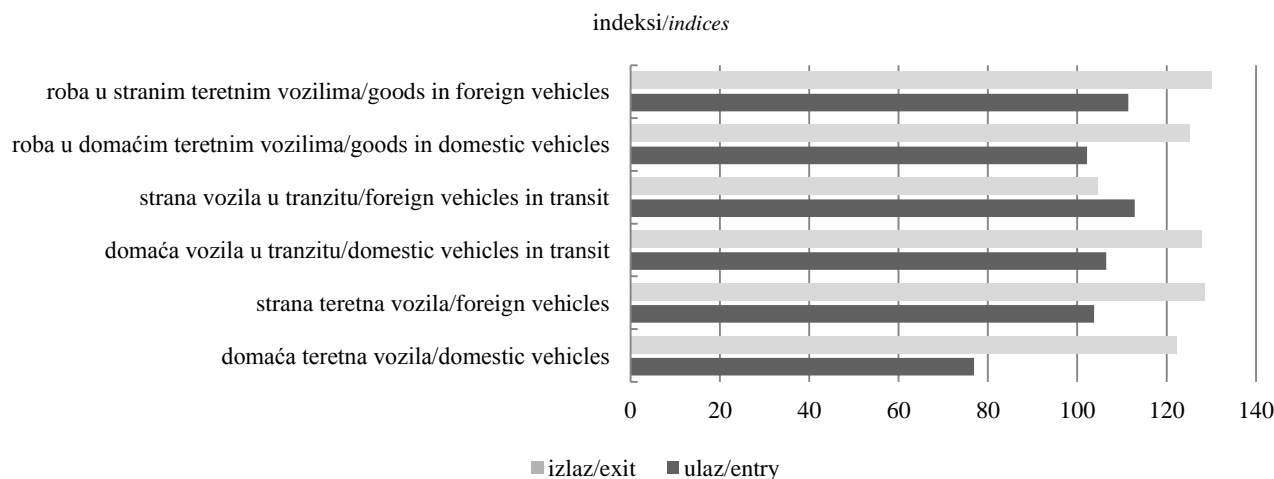
*There were 27.795 freight motor vehicles that exited from Bosnia and Herzegovina in the first quarter of 2013. which represents an increase of 24,8% in comparison to the first quarter of 2012. Number of transit freight motor vehicles on exit in the first quarter 2013 was 340, which is 19,3% more than in the same quarter of the last year.*

U prvom kvartalu 2013. godine izašlo je 641.991 tona robe, što je za 27,4% više nego u prvom kvartalu prethodne godine.

*In road cross-border traffic there were 641.991 tonnes of goods that exited in the first quarter of 2013. which was by 27,4% more than in the first quarter of last year.*

#### G.1 CESTOVNI GRANIČNI PROMET TERETNIH MOTORNIH VOZILA I ROBE, ULAZ I IZLAZ Ikvartal '13 / 1kvartal '12

*ROAD CROSS-BORDER TRAFFIC OF FREIGHT MOTOR VEHICLES AND GOODS, ENTRY AND EXIT 1st quarter '13/ 1st quarter '12*



**T.1 CESTOVNI GRANIČNI PROMET TERETNIH MOTORNIH VOZILA I ROBE**  
**ROAD CROSS-BORDER TRAFFIC OF FREIGHT MOTOR VEHICLES AND GOODS**

Registracija vozila	Ulaz Entry			Izlaz Exit			Vehicle's registration
	2012.	2013.	indeksi/indices	2012.	2013.	indeksi/indices	
	I kvartal/ 1st quarter	I kvartal/ 1st quarter	I 2013 I 2012	I kvartal/ 1st quarter	I kvartal/ 1st quarter	I 2013 I 2012	
<b>Teretna vozila UKUPNO</b>	<b>22.711</b>	<b>42.894</b>	<b>188,8</b>	<b>35.616</b>	<b>53.789</b>	<b>151,1</b>	<b>Freight vehicles TOTAL</b>
domaća	12.969	21.350		21.212	33.778		Domestic
strana	9.742	21.544		14.404	20.011		Foreign
<b>Teretna vozila Uvoz/izvoz</b>	<b>10.367</b>	<b>8.578</b>	<b>82,7</b>	<b>22.256</b>	<b>27.795</b>	<b>124,8</b>	<b>Foreign vehicles Import/export</b>
domaća	8.124	6.248		12.934	15.813		Domestic
strana	2.243	2.330		9.322	11.982		Foreign
<b>Teretna vozila Tranzit</b>	<b>5.251</b>	<b>5.853</b>	<b>111,5</b>	<b>285</b>	<b>340</b>	<b>119,3</b>	<b>Freight vehicles Transit</b>
domaća	1.235	1.315		179	229		Domestic
strana	4.016	4.538		106	111		Foreign
<b>Prazna teretna vozila</b>	<b>7.093<sup>1)</sup></b>	<b>28.463</b>	<b>401,3</b>	<b>13.075</b>	<b>25.645</b>	<b>196,2</b>	<b>Empty freight vehicles</b>
domaća	3.610	13.787		8.099	17.736		Domestic
strana	3.483	14.676		4.976	7.918		Foreign
<b>Roba, hilj. t</b>	<b>464</b>	<b>484</b>	<b>104,3</b>	<b>503</b>	<b>641</b>	<b>127,4</b>	<b>Goods, '000 t</b>
domaća	359	367		291	364		Domestic
strana	105	117		212	277		Foreign
<b>U teretnim vozilima Uvoz/izvoz, hilj. t</b>	<b>114</b>	<b>88</b>	<b>77,2</b>	<b>501</b>	<b>638</b>	<b>127,3</b>	<b>In freight vehicles Import/export</b>
domaća	87	62		289	361		Domestic
strana	27	26		212	277		Foreign
<b>U teretnim vozilima Tranzit, hilj. t</b>	<b>350</b>	<b>396</b>	<b>113,2</b>	<b>2</b>	<b>3</b>	<b>150,0</b>	<b>In freight vehicles Transit, '000t</b>
domaća	272	305		2	3		Domestic
strana	78	91					Foreign

**T.2 CESTOVNI GRANIČNI PROMET TERETNIH MOTORNIH VOZILA PREMA SMJEROVIMA KRETANJA, januar-mart 2013.**  
**ROAD CROSS-BORDER TRAFFIC OF FREIGHT MOTOR VEHICLES, BY DIRECTIONS, January-March 2013**

	Ulaz Entry			Izlaz Exit			
	Teretna vozila sa teretom Loaded Freight motor vehicles	Prazna teretna vozila Empty freight motor vehicles	Roba u teretnim vozilima, hilj. tona Goods in freight vehicles, '000. t	Teretna vozila sa teretom Loaded freight motor vehicles	Prazna teretna vozila Empty freight motor vehicles	Roba u teretnim vozilima, hilj. tona Goods in freight vehicles, '000. t	
<b>Ukupno</b>	<b>14.431</b>	<b>28.463</b>	<b>484</b>	<b>28.135</b>	<b>25.645</b>	<b>641</b>	<b>Total</b>
Preko bosanskohercegovačko-hrvatske granice	9.638	19.613	397	23.843	18.110	551	Across Bosnia and Herzegovina-Croatia border
Preko bosanskohercegovačko-srbijanske granice	4.575	6.172	82	3.621	7.453	77	Across Bosnia and Herzegovina-Serbia border
Preko bosanskohercegovačko-crnogorske granice	218	2.678	5	671	82	13	Across Bosnia and Herzegovina-Montenegro border

<sup>1)</sup> Podatke za prazna teretna vozila na ulazu Uprava za indirektno oporezivanje BiH prikuplja od 15.03.2012. god. na zahtjev Agencije za statistiku BiH, stoga je broj praznih teretnih vozila za I kvartal 2012. godine manji od stvarnog stanja.  
*Indirect Taxation Authority BiH collect data for empty freight motor vehicles at the entrance from 15.03.2012 on request of the Agency for Statistics of BiH, so the number of empty freight motor vehicles for 1<sup>st</sup> quarter 2012 is lower than the actual situation.*

**T.3 CESTOVNI GRANIČNI PROMET ROBE U TERETNIM MOTORNIM VOZILIMA PREMA SMJEROVIMA KRETANJA I GRANIČNIM PRIJELAZIMA**  
**ROAD CROSS-BORDER TRAFFIC OF GOODS IN FREIGHT MOTOR VEHICLES, BY DIRECTIONS AND BORDER CROSSINGS**

Tona/Tonnes

	Roba u teretnim vozilima Goods in freight vehicles			
	Ulaz Entry	Izlaz Exit	Ulaz Entry	Izlaz Exit
	I kvartal 2012. /1st quarter 2012		I kvartal 2013. /1st quarter 2013	
<b>Ukupno/Total</b>	<b>464.060</b>	<b>503.532</b>	<b>484.520</b>	<b>640.991</b>
<b>Preko bosanskohercegovačko-hrvatske granice/Across Bosnia and Herzegovina-Croatia border</b>	<b>351.525</b>	<b>394.796</b>	<b>396.782</b>	<b>550.955</b>
Brčko	1.246	7.937	1.294	4.405
Bosanski Brod	67.178	54.032	87.837	63.645
Bosanska Gradiška	42.064	36.066	58.235	38.875
Crveni Grm				1.205
Doljani	97.662	18.676	112.492	13.806
Gorica	57.413	5.163	57.091	9.097
Gradina			2.054	7.031
Gabela				
Hukića Brdo	9.354	121	8.896	77
Izačići	6.992	28.139	7.423	28.817
Kamensko	42.217	15.816	32.072	15.883
Novi grad	2.546	9.986	1.804	11.164
Orašje	14.764	91.081	15.495	84.128
Šamac	9.894	122.028	11.716	268.884
Strmica	195	5.751	373	3.938
<b>Preko bosanskohercegovačko-srbijanske granice/ Across Bosnia and Herzegovina-Serbia border</b>	<b>103.755</b>	<b>99.108</b>	<b>82.157</b>	<b>77.358</b>
Karakaj	5.707	61.699	7.672	43.239
Pavlovića Most	43.981	7.889	16.683	659
Rača	34.005	9.141	29.626	9.285
Uvač	19.836	103	189	1.889
Vardište	226	20.276	27.987	22.286
Skelani				
<b>Preko bosanskohercegovačko-crnogorske granice/ Across Bosnia and Herzegovina-Montenegro border</b>	<b>8.780</b>	<b>9.628</b>	<b>5.581</b>	<b>12.678</b>
Deluša		4.558		7.353
Hum	10	24	16	69
Klobuk	8.769	5.010	5.565	5.248
Metaljka	1	36		8

**T.4 CESTOVNI GRANIČNI PROMET TERETNIH MOTORNIM VOZILA PREMA SMJEROVIMA KRETANJA I GRANIČNIM PRIJELAZIMA (ULAZ)**  
**ROAD CROSS-BORDER TRAFFIC FREIGHT MOTOR VEHICLES, BY DIRECTIONS AND BORDER CROSSINGS (ENTRY)**

	Ulaz Entry			
	I kvartal 2012. /1st quarter 2012		I kvartal 2013. /1st quarter 2013	
	Teretna vozila sa teretom Loaded freight vehicles	Prazna teretna vozila Empty freight vehicles	Teretna vozila sa teretom Loaded freight vehicles	Prazna teretna vozila Empty freight vehicles
<b>Ukupno/Total</b>	<b>15.618</b>	<b>7.093</b>	<b>14.431</b>	<b>28.463</b>
<b>Preko bosanskohercegovačko-hrvatske granice/Across Bosnia and Herzegovina-Croatia border</b>	<b>9.126</b>	<b>4.660</b>	<b>9.638</b>	<b>19.613</b>
Brčko	255	133	304	337
Bosanski Brod	1.365	224	1.617	54
Bosanska Gradiška	1.025	264	1.144	624
Doljani	823	626	720	2.443
Crveni Grm				
Gorica	656	237	723	707
Gradina		51	252	752
Gabela				1
Izačići	1.254	210	1.102	694
Hukića Brdo	384	60	398	115
Kamensko	975	287	991	1.174

Novi grad	255	64	245	116
Orašje	697	1.000	713	2.695
Šamac	1.432	1.447	1.398	9.643
Strmica	5	57	31	258
<b>Preko bosanskohercegovačko-srbijanske granice/ Across Bosnia and Herzegovina-Serbia border</b>	<b>6.275</b>	<b>1.808</b>	<b>4.575</b>	<b>6.172</b>
Karakaj	403	815	479	3.349
Pavlovića Most	2.754	504	991	1.553
Rača	2.504	99	2.228	585
Vardište	546	248	817	113
Uvac	68	142	60	530
Skelani				42
<b>Preko bosanskohercegovačko-crnogorske granice/ Across Bosnia and Herzegovina-Montenegro border</b>	<b>217</b>	<b>625</b>	<b>218</b>	<b>2.678</b>
Deluša		99	1	1.617
Hum	40	40	31	233
Klobuk	173	486	184	828
Metaljka	4		2	

#### T.5 CESTOVNI GRANIČNI PROMET TERETNIH MOTORNIH VOZILA PREMA SMJEROVIMA KRETANJA I GRANIČNIM PRELAZIMA (IZLAZ)

ROAD CROSS-BORDER TRAFFIC OF FREIGHT MOTOR VEHICLES, BY DIRECTIONS AND BORDER CROSSINGS (EXIT)

	Izlaz Entry			
	I kvartal 2012. /1st quarter 2012		I kvartal 2013. /1st quarter 2013	
	Teretna vozila sa teretom Loaded freight vehicles	Prazna teretna vozila Empty freight vehicles	Teretna vozila sa teretom Loaded freight vehicles	Prazna teretna vozila Empty freight vehicles
<b>Ukupno/Total</b>	<b>22.541</b>	<b>13.075</b>	<b>28.135</b>	<b>25.645</b>
<b>Preko bosanskohercegovačko-hrvatske granice/ Across Bosnia and Herzegovina-Croatia border</b>	<b>17.563</b>	<b>5.934</b>	<b>23.843</b>	<b>18.110</b>
Brčko	337	293	203	1.200
Bosanski Brod	2.487	301	2.909	15
Bosanska Gradiška	1.803	1.273	1.925	2.385
Doljani	837		630	4.612
Crveni Grm			53	
Gorica	588	1	767	937
Gradina		158	366	2.065
Gabela				
Hukića Brdo	25	208	57	263
Izačići	1.365	467	1.351	1.937
Kamensko	719	214	733	221
Novi grad	440	141	488	124
Orašje	3.763	2.157	3.519	3.010
Šamac	4.964	718	10.674	1.327
Strmica	235	3	168	14
<b>Preko bosanskohercegovačko-srbijanske granice/ Across Bosnia and Herzegovina-Serbia border</b>	<b>4.472</b>	<b>7.098</b>	<b>3.621</b>	<b>7.453</b>
Karakaj	2.576	2.746	1.861	2.840
Pavlovića Most	422	1.470	147	1.650
Rača	621	2.640	585	2.722
Uvač	17	47	85	31
Vardište	836	195	943	174
Skelani				36
<b>Preko bosanskohercegovačko-crnogorske granice/ Across Bosnia and Herzegovina-Montenegro border</b>	<b>506</b>	<b>43</b>	<b>671</b>	<b>82</b>
Deluša	192		318	
Hum	23	10	55	26
Klobuk	281	33	294	56
Metaljka	10		4	

**T.6 CESTOVNI GRANIČNI PROMET ROBE U TERETNIM MOTORNIM VOZILIMA (ULAZ) PREMA ZEMLJAMA REGISTRACIJE**  
**ROAD CROSS-BORDER TRAFFIC OF GOODS IN FREIGHT MOTOR VEHICLES (ENTRY), BY COUNTRY OF REGISTRATION**

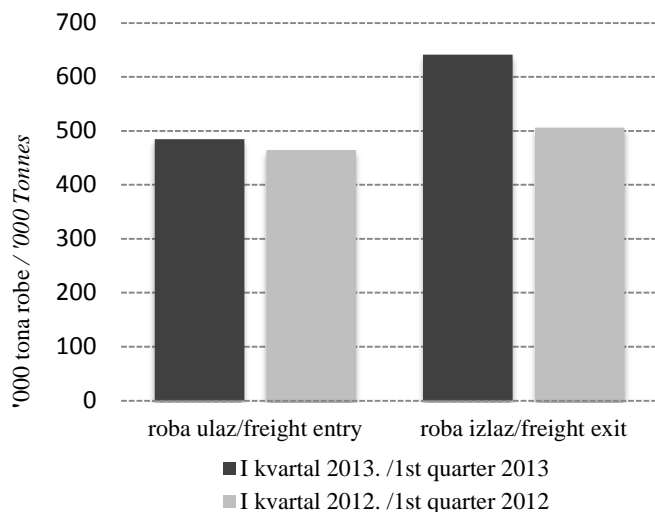
Zemlja registracije	Ulaz Entry				Country of registration
	I kvartal 2012. /1st quarter 2012		I kvartal 2013. /1st quarter 2013		
	Broj vozila sa teretom Number of loaded vehicles	Tone robe Tonnes of goods	Broj vozila sa teretom Number of loaded vehicles	Tone robe Tonnes of goods	
<b>Ukupno</b>	<b>15.618</b>	<b>464.060</b>	<b>14.431</b>	<b>484.520</b>	<b>Total</b>
Bosna i Hercegovina	9.359	358.970	7.563	366.904	Bosnia and Herzegovina
Strane zemlje	6.259	105.090	6.868	117.616	Foreign countries
Albanija	3	49	6	25	Albania
Andora	14	75	13	60	Andorra
Austrija	283	1.487	366	2.762	Austria
Belgija	29	89	32	65	Belgium
Bugarska	111	1.394	102	1.426	Bulgaria
Crna Gora	127	3.475	105	3.416	Montenegro
Česka	45	349	63	633	Czech Republic
Danska	10	36	5	24	Denmark
Estonija	3	27	3	135	Estonia
Francuska	74	141	91	254	France
Grčka	4	97	2	44	Greece
Hrvatska	1.145	35.683	1.107	33.975	Croatia
Irska					Ireland
Italija	209	658	221	832	Italy
Luksemburg	7	9	22	64	Luxembourg
Mađarska	98	913	88	1.735	Hungary
Makedonija	257	5.561	334	8.381	FYR Macedonia
Moldavija	2	35	6	117	Moldova
Holandija	206	803	248	1.151	Netherlands
Norveška			2	64	Norway
Njemačka	786	7.104	909	9.776	Germany
Poljska	119	1.996	123	1.697	Poland
Rumunija	69	1.388	54	617	Romania
Rusija	1	2	2	16	Russian, Federation
Saudijska Arabija	1		1		Saudi Arabia
Slovačka	57	307	57	589	Slovakia
Slovenija	525	9.259	569	11.362	Slovenia
Srbija	918	19.986	940	21.507	Serbia
Sjedinjene Američke Države	5	10	6	21	United States of America
Španija	6	38	4	5	Spain
Švedska	50	198	77	320	Sweden
Švicarska	247	656	357	1.024	Switzerland
Turska	741	12.245	746	12.661	Turkey
Ukrajina	1	3	4	94	Ukraine
Velika Britanija	20	39	18	49	United Kingdom
Ostale zemlje	86	978	185	2.715	Other countries

**T.7 CESTOVNI GRANIČNI PROMET ROBE U TERETNIM MOTORNIM VOZILIMA (IZLAZ) PREMA ZEMLJAMA REGISTRACIJE**

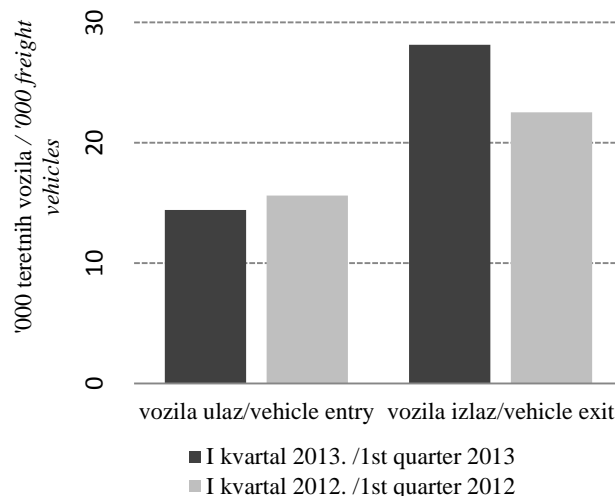
ROAD CROSS-BORDER TRAFFIC OF GOODS IN FREIGHT MOTOR VEHICLES (EXIT), BY COUNTRY OF REGISTRATION

Zemlja registracije	Izlaz Exit				Country of registration
	I kvartal 2012. /1st quarter 2012		I kvartal 2013. /1st quarter 2013		
	Broj vozila sa teretom Number of loaded vehicles	Tone robe Tonnes of goods	Broj vozila sa teretom Number of loaded vehicles	Tone robe Tonnes of goods	
<b>Ukupno</b>	<b>22.541</b>	<b>503.532</b>	<b>28.135</b>	<b>640.991</b>	<b>Total</b>
Bosna i Hercegovina	13.113	291.325	16.042	364.128	Bosnia and Herzegovina
Strane zemlje	9.428	212.207	12.093	276.863	Foreign countries
Albanija			1	23	Albania
Andora	20	129	12	139	Andorra
Austrija	23	27	25	48	Austria
Belgija	3	26	2		Belgium
Bugarska	46	1.012	21	371	Bulgaria
Crna Gora	204	4.356	328	7.118	Montenegro
Češka	6	144	7	70	Czech Republic
Danska					Denmark
Estonija					Estonia
Francuska	6	21	4		France
Grčka					Greece
Hrvatska	5.496	130.508	8.583	208.603	Croatia
Irska					Ireland
Italija	15	91	17	78	Italy
Luksemburg			1	3	Luxembourg
Mađarska	239	6.106	5	1	Hungary
Makedonija	21	437	53	1.156	FYR Macedonia
Moldavija			1	3	Moldova
Holandija	3	5	3	5	Netherlands
Norveška					Norway
Njemačka	39	55	60	139	Germany
Poljska	9	96	9	36	Poland
Rumunija	11	219	10	86	Romania
Rusija	1	19			Russian, Federation
Saudijska Arabija	1				Saudi Arabia
Slovačka	18	388	11	241	Slovakia
Slovenija	390	7.784	402	8.236	Slovenia
Srbija	2.544	54.436	2.198	44.505	Serbia
Sjedinjene Američke Države	1	2	1	2	United States of America
Španija	1	13	2	28	Spain
Švedska					Sweden
Švicarska	6	8	9	7	Switzerland
Turska	253	4.802	215	3.957	Turkey
Ukrajina			3	31	Ukraine
Velika Britanija					United Kingdom
Ostale zemlje	72	1.523	110	1.977	Other countries

**G.2 CESTOVNI GRANIČNI PROMET ROBE U TERETNIM MOTORNIM VOZILIMA, ULAZ I IZLAZ, januar-mart 2013.**  
**ROAD CROSS-BORDER TRAFFIC OF FREIGHT IN MOTOR VEHICLES ENTRY AND EXIT, January-March 2013**



**G.3 CESTOVNI GRANIČNI PROMET TERETNIH MOTORNIM VOZILA, ULAZ I IZLAZ, januar-mart 2013.**  
**ROAD CROSS-BORDER TRAFFIC OF MOTOR VEHICLES ENTRY AND EXIT, January-March 2013**



**METODOLOŠKA OBJAŠNENJA**

**Izvori i metode prikupljanja**

Svrha istraživanja je prikupiti podatke o radu pretovarnih preduzeća te prikupiti podatke o uvozu, izvozu, tranzitu, broju vozila na ulazu, broju vozila na izlazu, međunarodnom cestovnom prometu na ulazu, međunarodnom cestovnom prometu na izlazu. U obuhvat istraživanja o graničnom prometu teretnih motornih vozila uključeni su svi cestovni granični prelazi na kojima postoji carinska ispostava. Izvor podataka za cestovni granični promet teretnih motornih vozila i robe Agencija za statistiku BiH je preuzela od Uprave za indirektno oporezivanje BiH. Podaci obuhvataju sva cestovna teretna motorna vozila i robu koja je prešla granicu i ušla u državu Bosnu i Hercegovinu odnosno izašla iz Bosne i Hercegovine. Teretna cestovna motorna vozila razvrstavaju se prema zemlji u kojoj su registrovana i prate se prema smjerovima kretanja i graničnim prelazima.

**DEFINICIJE**

**Granični prelaz** je mjesto namijenjeno prelazu državne granice. Granični prelazi su međunarodni, međudržavni ili pogranični. Mogu biti cestovni, željeznički, zračni, pomorski prelazi ili prelazi na unutarnjim vodenim putevima.

**Granični prelazi za međunarodni promet** namijenjeni su graničnom prometu građana države Bosne i Hercegovine i građana susjednih zemalja.

**Granični prelazi za međudržavni promet** namijenjeni su graničnom prometu građana države Bosne i Hercegovine i građana susjednih zemalja.

**Granični prelazi za pogranični promet** namijenjeni su graničnom prometu građana određenog područja države Bosne i Hercegovine i određenog područja susjedne zemlje prema međunarodnom sporazumu.

**NOTES OF METHODOLOGY**

*Source and methods of data collection*

*The purpose of the research is to gather information on the work of transfer companies and gather information on the temporary import, temporary export, transit, the number of vehicles at the entrance, the number of vehicles at the exit, international road transport at the door, international road transport at the exit. Data on cross-border traffic of freight motor vehicles cover all border crossings where there are customs offices. Source of data for cross-border traffic of freight vehicles and goods Agency for Statistics of BiH has taken from the Indirect Taxation Authority BiH. Data includes all freight road vehicles and goods crossing the border and entering or exiting the Bosnia and Herzegovina. Freight motor vehicles are grouped according to a country of registration and monitored according to the directions of movement and border crossings.*

**DEFINITION**

*Border crossing is a place intended for crossing the state border. Border crossings are international, interstate or local ones. They may be road, railway, air, maritime crossings or crossings on inland waterways.*

*Border crossings for the international traffic are intended for a cross-border traffic of citizens of the Bosnia and Herzegovina and citizens of other countries.*

*Border crossings for the interstate traffic are intended for a cross-border traffic of citizens of the Bosnia and Herzegovina and citizens of the neighbouring countries.*

*Border crossings for the local traffic are intended for a cross-border traffic of citizens from a certain area of the Bosnia and Herzegovina and a certain area of the neighbouring country according to the international*

Roba na ulazu je roba koja je ušla u carinsko područje države Bosne i Hercegovine, a roba na izlazu je roba koja napušta carinsko područje države Bosne i Hercegovine.

*agreement.*

*Goods in entry are goods that entered the customs territory of the Bosnia and Herzegovina, while goods in exit are goods that exited from the customs territory of the Bosnia and Herzegovina.*

**Teretno vozilo** je motorno vozilo kojim se prevozi roba i koje je evidentirano na ulazu u carinsko područje države Bosne i Hercegovine ili na izlazu iz carinskog područja države Bosne i Hercegovine od strane Carinske uprave.

*Freight vehicle is a motor vehicle used for the transport of goods, which is recorded by the Customs Authority in the entry to the customs territory of the Bosnia and Herzegovina or in the exit from the customs territory of the Bosnia and Herzegovina.*

**Tranzit** označava prevoz robe od carinarnice na teritoriji jedne strane ugovornice do druge carinarnice u istoj teritoriji, u skladu sa uslovima predviđenim nacionalnim zakonima i propisima te strane ugovornice.

*Transit means the transport of goods from the customs territory of one party to another office in the same territory, in accordance with the conditions provided for by national laws and regulations of that country.*

#### **Skraćenice**

#### *Abbreviations*

t            tona  
'000 t      hiljade tona

*t            tonne*  
*'000 t    '000 tonne*

---

**Izdaje i štampa Agencija za statistiku Bosne i Hercegovine, 71000 Sarajevo, Zelenih beretki 26**

*Published and printed by the Agency for Statistics of the Bosnia and Herzegovina, 71000 Sarajevo, Zelenih beretki 26*

**Telefon/Phone: +387 (33) 220 626 · Telefaks/Telefax: +387 (33) 220 622**

**Elektronska pošta/E-mail : [bhas@bhas.ba](mailto:bhas@bhas.ba) · Internetska stranica/Web site: <http://www.bhas.ba>**

**Odgovara direktor Zdenko Milinović**

*Person responsible: Zdenko Milinović, Director General*

**Saopštenje priredili: Ševala Korajčević, Alma Džananović**

*Prepared by: Sevala Korajvevic, Alma Džananovic*

**Lektor: Amra Kapetanović**

*Language Editor: Ms. Amra Kapetanović*

**Periodika izlaženja: godišnje**

*Periodicity: yearly*

**Štampa: 150 primjeraka**

*150 copies printed*

**Podaci iz ovog saopštenja objavljuju se i na internet**

*First Release data are also published on the Internet*

---