



# PRIOPĆENJE

## FIRST RELEASE



Molimo korisnike da prilikom uporabe podataka obavezno navedu izvor  
*Users are kindly requested to mention the data source*

GODINA / YEAR VI

SARAJEVO, 18. 2. 2012.

BROJ / NUMBER: 12

## STATISTIKA TURIZMA

### *Tourism Statistics*

Prosinac 2012. / December 2012

U Bosni i Hercegovini u prosincu 2012. turisti su ostvarili 47.425 posjeta, što je manje za 2,7% u odnosu na studeni 2012. i za 2,2% više u odnosu na prosinac 2011. godine.

Turisti su ostvarili 95.224 noćenja, što je manje za 4,5% u odnosu na studeni 2012. i za 7,3% više u odnosu na prosinac 2011. godine. U ukupno ostvarenom broju noćenja učešće domaćih turista je 50,6% i 49,4% stranih turista.

Broj noćenja domaćih turista manji je za 2,8% u odnosu na studeni 2012. i viši za 3,0% u odnosu na prosinac 2011. godine. Broj noćenja stranih turista manji je za 6,3% u odnosu na studeni 2012. i veći za 12,1% u odnosu na prosinac 2011. godine.

U strukturi noćenja stranih turista u prosincu 2012. najviše noćenja ostvarili su turisti iz Hrvatske (29,2%), Srbije (17,9%), i Slovenije (11,1%) što je ukupno 58,2%. Turisti iz ostalih zemalja ostvarili su 41,8% noćenja.

Što se tiče dužine boravka stranih turista u našoj zemlji, na prvom mjestu je: Iran sa prosječnim zadržavanjem od 3,9 dana, Saudijska Arabija sa 3,7 danom, Rumunija sa 3,3 dana te Izrael sa 3,1 danom.

Smještajni kapaciteti tj. broj ležaja u prosincu 2012. iznose 23.559 i veći su za 0,5% u odnosu na studeni 2012. i za 9,8% manji u odnosu na prosinac 2011. godine.

U periodu siječanj – prosinac 2012. turisti su ostvarili 747.827 posjeta, što je više za 9,0% i 1.645.521 noćenje, što je više za 9,4% u odnosu na isti period 2011. godine.

U strukturi noćenja stranih turista u istom razdoblju najviše noćenja ostvarili su turisti iz: Hrvatske (16,2%), Srbije (13,1%), Poljske (8,1%) i Slovenije (7,4%) što je ukupno 44,8%. Turisti iz ostalih zemalja ostvarili su 55,2% noćenja.

Što se tiče dužine boravka stranih turista u našoj zemlji u istom periodu, na prvom mjestu su turisti iz: Ruske Federacije sa prosječnim zadržavanjem od 4,1 dana, Irske s 3,6 dana, Irana s 3,2 dana i Egipta s 3,0 dana.

*In December 2012 tourists realised 47.425 tourist arrivals in Bosnia and Herzegovina which represent the decrease by 2.7% as compared to November 2012 and increase by 2.2%, as compared to December 2011.*

*Tourists realised 95.224 tourist nights decreased by 4.5% as compared to November 2012 and increased by 7.3% as compared to December 2011. Domestic tourists share of total number of overnight stays was 50.6%, and foreign tourists share was 49.4%.*

*The number of domestic tourist nights decreased by 2.8%, as compared to November 2012 and increased by 3.0% as compared to December 2011. Foreign tourist nights were decreased by 6.3%, as compared to November 2012 and increased by 12.1% as compared to December 2012.*

*Concerning the structure of foreign tourist nights in December 2012, the most of them (58.2%) were realised by tourists from: Croatia (29.2%), Serbia (17.9%) and Slovenia (11.1%). Tourists from other countries realised 41.8% of tourist nights.*

*Regarding the average detention of foreign tourist stays in our country, on the first place comes Iran with average stay by 3.9 days, Saudi Arabia with 3.7 days, Romania with 3.3 days and Israel with 3.1 days.*

*Accommodation capacity in December 2012 amount to 23.559 and increased by 0.5% as compared to November 2012 and decreased by 9.8% as compared to December 2011.*

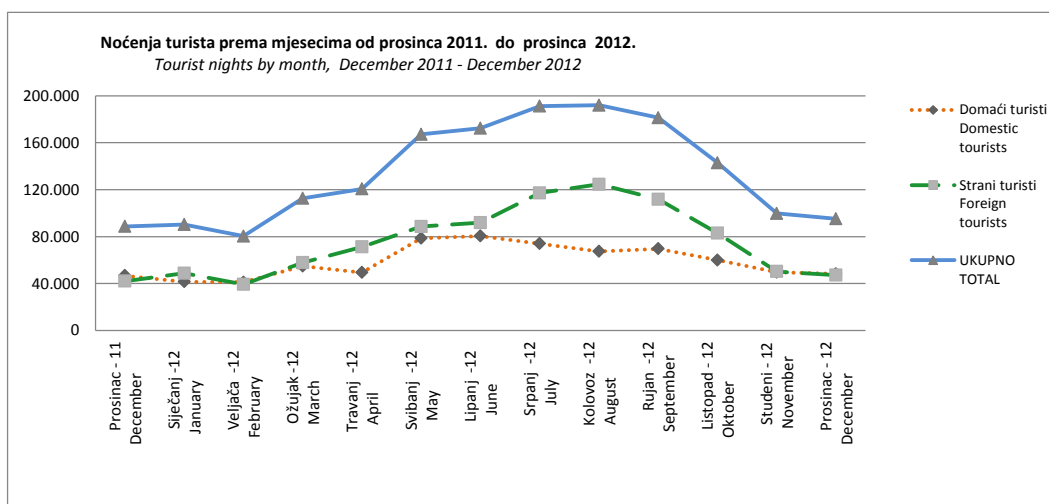
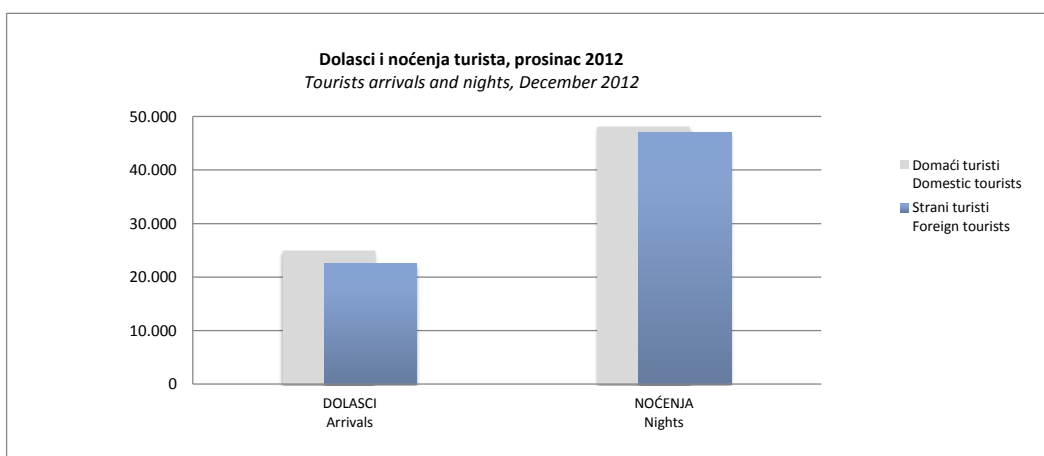
*In the period from January - December 2012 tourists realised 747.827 tourist arrivals which represent the increase by 9.0% and 1.645.521 overnight stays which increase by 9.4% as compared to the same period of 2011.*

*Concerning the structure of foreign tourist nights in the same period, the most of them (44.8%) were realised by tourists from Croatia (16.2%), Serbia (13.1%), Poland (8.1%) and Slovenia (7.4%). Tourists from other countries realised 55.2% of tourist nights.*

*Regarding the average detention of foreign tourist stays in our country in the same period, on the first place comes Russian Federation with average stay of 4.1 days, Ireland with 3.6 days, Iran with 3.2 days and Egypt by 3.0 days.*

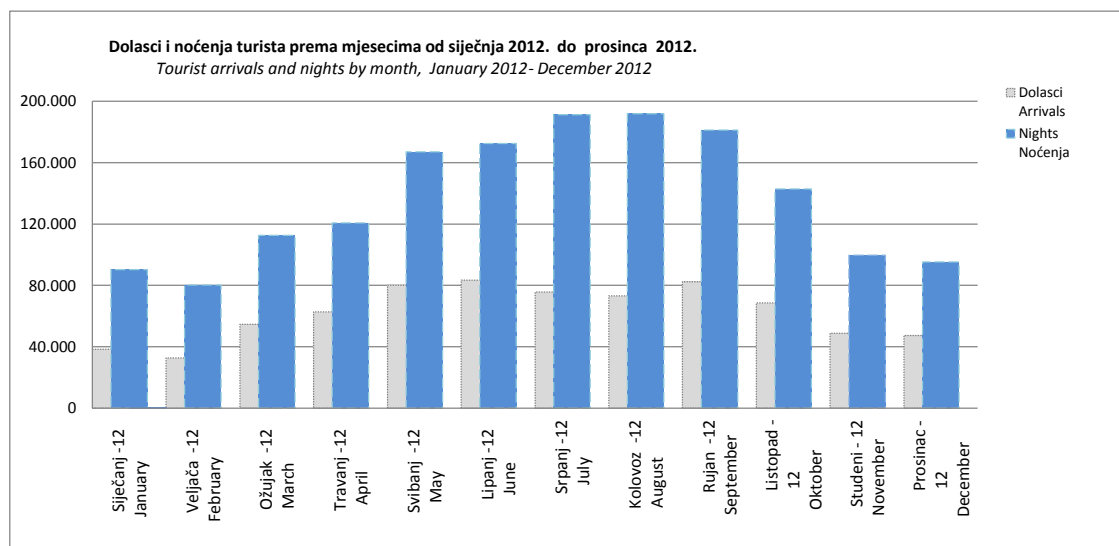
## DOLASCI I NOĆENJA TURISTA TOURISTS ARRIVALS AND NIGHTS

	DOLASCI Arrivals			NOĆENJA Nights					TOTAL
	XII 2012.	Indeksi Indices XII 2012 XI 2012	Indeksi Indices XII 2012 XII 2011	XII 2012.	Indeksi Indices XII 2012 XI 2012	Indeksi Indices XII 2012 XII 2011	Struktura noćenja % Structure of nights %	Prosječan broj noćenja po dolasku Average number of nights by arrival	
<b>UKUPNO</b>	<b>47.425</b>	<b>97,3</b>	<b>102,2</b>	<b>95.224</b>	<b>95,5</b>	<b>107,3</b>	<b>100,0</b>	<b>2,0</b>	<i>TOTAL</i>
<b>Domaći turisti</b>	24.966	99,5	99,5	48.141	97,2	103,0	50,6	1,9	<i>Domestic tourists</i>
<b>Strani turisti</b>	22.459	94,9	105,4	47.083	93,7	112,1	49,4	2,1	<i>Foreign tourists</i>



**DOLASCI I NOĆENJA TURISTA, po mjesecima**  
**TOURISTS ARRIVALS AND NIGHTS , by month**

	DOLASCI Arrivals				NOĆENJA Nights				
	Ukupno Total	Lančani indeks Chain index	Domaći turisti Domestic tourists	Strani turisti Foreign tourists	Ukupno Total	Lančani indeks Chain index	Domaći turisti Domestic tourists	Strani turisti Foreign tourists	
<b>UKUPNO</b>	<b>747.827</b>	<b>-</b>	<b>309.242</b>	<b>438.585</b>	<b>1.645.521</b>	<b>-</b>	<b>714.440</b>	<b>931.081</b>	<b>TOTAL</b>
Siječanj	38.380 *	-	18.970 '	19.410 '	90.266 '	-	41.513 *	48.753 *	January
Veljača	32.638	85,0	17.356	15.282	80.295	89,0	41.069	39.226	February
Ožujak	54.558	167,2	27.316	27.242	112.662	140,3	54.793	57.869	March
Travanj	62.701	114,9	24.291	38.410	120.643	107,1	49.414	71.229	April
Svibanj	80.095	127,7	34.865	45.230	167.118	138,5	78.631	88.487	May
Lipanj	83.426	104,2	35.948	47.478	172.352	103,1	80.493	91.859	June
Srpanj	75.660	90,7	25.383	50.277	191.227	111,0	74.003	117.224	July
Kolovoz	73.124	96,6	21.314	51.810	191.916	100,4	67.414	124.502	August
Rujan	82.428	112,7	27.865	54.563	181.282	94,5	69.596	111.686	September
Listopad	68.631	83,3	25.869	42.762	142.786	78,8	59.869	82.917	October
Studeni	48.761	71,0	25.099	23.662	99.750	69,9	49.504	50.246	November
Prosinac	47.425	97,3	24.966	22.459	95.224	95,5	48.141	47.083	December



**DOLASCI I NOĆENJA TURISTA, po mjesecima**  
*TOURISTS ARRIVALS AND NIGHTS , by month*

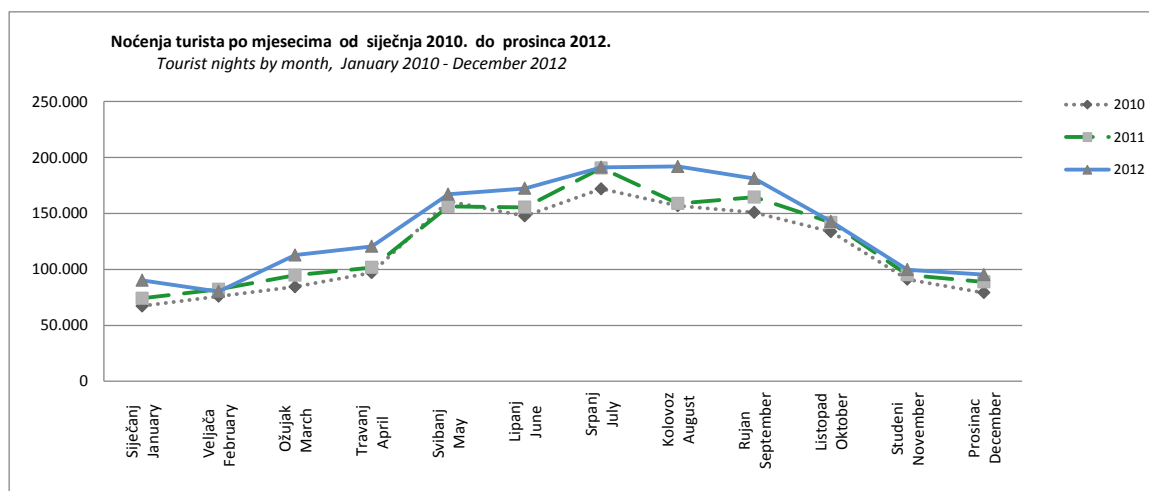
	2010	2011	2012	Struktura noćenja % Structure of nights %			% promjena % change	
				2010	2011	2012	2011 2010	2012 2011

**DOLASCI TURISTA, po mjesecima**  
*TOURISTS ARRIVALS , by month*

	656.333	686.148	747.827	100,0	100,0	100,0	4,5	9,0	TOTAL
Siječanj	31.810	33.047 *	38.380	4,8	4,8	5,1	3,9	16,1	January
Veljača	36.754	37.813 *	32.638	5,6	5,5	4,4	2,9	-13,7	February
Ožujak	44.162	47.495	54.558	6,7	6,9	7,3	7,5	14,9	March
Travanj	51.212	52.597	62.701	7,8	7,7	8,4	2,7	19,2	April
Svibanj	75.965 *	74.585	80.095	11,6	10,9	10,7	-1,8	7,4	May
Lipanj	67.550 *	72.669	83.426	10,3	10,6	11,2	7,6	14,8	June
Srpanj	65.786	71.707	75.660	10,0	10,5	10,1	9,0	5,5	July
Kolovoz	61.585	63.362	73.124	9,4	9,2	9,8	2,9	15,4	August
Rujan	68.888	75.190	82.428	10,5	11,0	11,0	9,1	9,6	September
Listopad	63.160	66.083	68.631	9,6	9,6	9,2	4,6	3,9	October
Studeni	45.276	45.198	48.761	6,9	6,6	6,5	-0,2	7,9	November
Prosinac	44.185	46.402	47.425	6,7	6,8	6,3	5,0	2,2	December

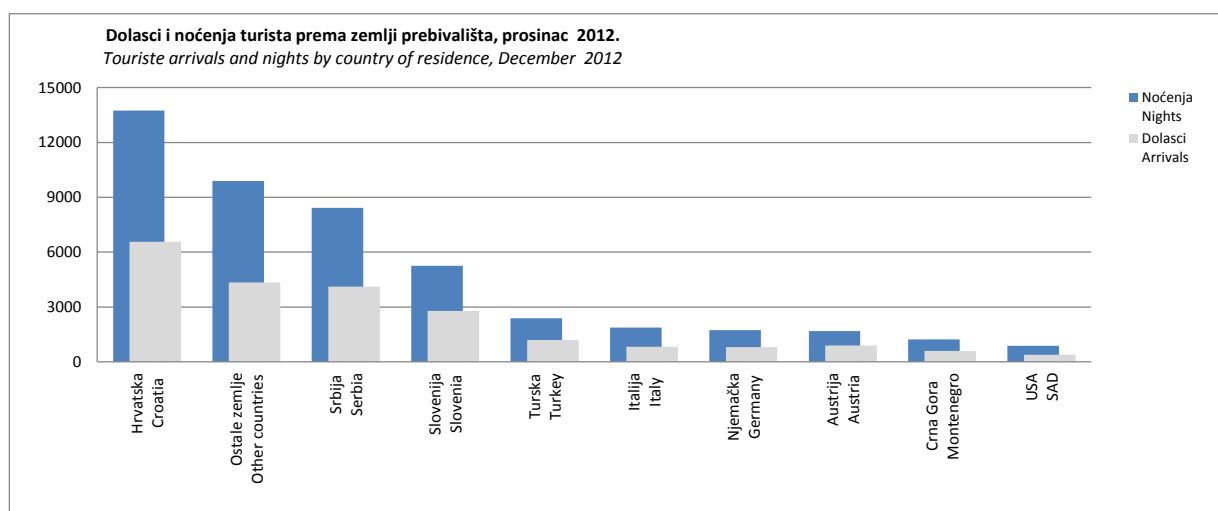
**NOĆENJA TURISTA, po mjesecima**  
*TOURISTS NIGHTS , by month*

	1.416.691	1.504.205	1.645.521	100,0	100,0	100,0	6,2	9,4	TOTAL
Siječanj	67.223	74.070 *	90.266	4,7	4,9	5,5	10,2	21,9	January
Veljača	75.901	82.103 *	80.295	5,4	5,5	4,9	8,2	-2,2	February
Ožujak	84.416	94.879	112.662	6,0	6,3	6,8	12,4	18,7	March
Travanj	97.097	101.765	120.643	6,9	6,8	7,3	4,8	18,6	April
Svibanj	160.933 *	156.131	167.118	11,4	10,4	10,2	-3,0	7,0	May
Lipanj	147.626 *	155.528	172.352	10,4	10,3	10,5	5,4	10,8	June
Srpanj	171.920	190.549	191.227	12,1	12,7	11,6	10,8	0,4	July
Kolovoz	156.876	158.808	191.916	11,1	10,6	11,7	1,2	20,8	August
Rujan	150.754	164.603	181.282	10,6	10,9	11,0	9,2	10,1	September
Listopad	133.683	141.900	142.786	9,4	9,4	8,7	6,1	0,6	October
Studeni	91.096	95.120	99.750	6,4	6,3	6,1	4,4	4,9	November
Prosinac	79.166	88.749	95.224	5,6	5,9	5,8	12,1	7,3	December



**DOLASCI I NOĆENJA TURISTA PREMA ZEMLJI PREBIVALIŠTA**  
**TOURIST ARRIVALS AND NIGHTS BY COUNTRY OF RESIDENCE**

	DOLASCI <i>Arrivals</i>			NOĆENJA <i>Nights</i>					
	XII 2012.	Indeksi <i>Indices</i> XII 2012 XI 2012	Indeksi <i>Indices</i> XII 2012 XII 2011	XII 2012.	Indeksi <i>Indices</i> XII 2012 XI 2012	Indeksi <i>Indices</i> XII 2012 XII 2011	Struktura noćenja % <i>Structure of nights %</i>	Prosječan broj noćenja po dolasku <i>Average number of nights by arrival</i>	
<b>UKUPNO</b>	<b>22.459</b>	<b>94,9</b>	<b>105,4</b>	<b>47.083</b>	<b>93,7</b>	<b>112,1</b>	<b>100,0</b>	<b>2,1</b>	<b>TOTAL</b>
Austrija	895	98,4	116,7	1.681	105,3	124,0	3,6	1,9	Austria
Belgija	73	84,9	117,7	164	90,1	77,4	0,3	2,2	Belgium
Danska	78	104,0	130,0	194	115,5	159,0	0,4	2,5	Denmark
Finska	34	79,1	130,8	93	122,4	244,7	0,2	2,7	Finland
Francuska	184	71,3	95,8	435	80,4	119,2	0,9	2,4	France
Grčka	74	85,1	107,2	158	90,8	112,9	0,3	2,1	Greece
Holandija	248	142,5	141,7	575	171,1	192,3	1,2	2,3	Netherlands
Irska	38	39,6	111,8	110	30,2	141,0	0,2	2,9	Ireland
Italija	818	59,4	103,3	1.875	56,2	122,1	4,0	2,3	Italy
Luksemburg	10	83,3	142,9	25	59,5	178,6	0,1	2,5	Luxembourg
Njemačka	807	89,8	107,5	1.730	85,6	117,8	3,7	2,1	Germany
Portugal	43	159,3	226,3	73	94,8	140,4	0,2	1,7	Portugal
Španija	94	91,3	56,6	235	117,5	51,2	0,5	2,5	Spain
Švedska	156	25,0	113,0	343	23,1	128,0	0,7	2,2	Sweden
Ujedinjeno Kraljevstvo	226	74,6	140,4	561	80,3	167,5	1,2	2,5	United Kingdom
Island	10	250,0	-	23	127,8	-	0,0	-	Iceland
Norveška	88	82,2	117,3	169	82,4	77,9	0,4	1,9	Norway
Švicarska	313	163,0	172,0	670	142,3	194,2	1,4	2,1	Switzerland
Češka	106	67,9	78,5	203	66,8	94,4	0,4	1,9	Czech Republic
Mađarska	209	100,5	111,2	384	97,2	132,0	0,8	1,8	Hungary
Poljska	153	68,0	127,5	427	88,4	131,4	0,9	2,8	Poland
Rumunija	142	67,0	110,1	472	70,7	109,0	1,0	3,3	Romania
Slovačka	92	54,8	105,7	131	48,5	86,2	0,3	1,4	Slovakia
Slovenija	2.777	120,3	89,9	5.248	137,1	106,1	11,1	1,9	Slovenia
Albanija	150	92,0	174,4	305	93,0	165,8	0,6	2,0	Albania
Bugarska	101	69,7	126,3	254	73,0	170,5	0,5	2,5	Bulgaria
Hrvatska	6.558	111,2	109,2	13.744	98,0	119,3	29,2	2,1	Croatia
Srbija	4.106	98,7	86,1	8.423	113,2	87,3	17,9	2,1	Serbia
Crna Gora	592	103,5	101,2	1.219	111,4	95,9	2,6	2,1	Montenegro
BJR Makedonija	270	77,1	98,2	525	69,6	98,5	1,1	1,9	FYROM
Ruska Federacija	169	101,2	87,6	374	93,0	36,0	0,8	2,2	Russian Federation
Turska	1.190	105,4	149,5	2.387	97,7	155,7	5,1	2,0	Turkey
Ostale evropske zemlje	177	55,5	142,7	448	64,2	157,7	1,0	2,5	Other European countries
Izrael	27	112,5	81,8	83	131,7	143,1	0,2	3,1	Israel
Japan	120	46,5	222,2	189	51,1	230,5	0,4	1,6	Japan
Kanada	55	107,8	94,8	115	117,3	87,8	0,2	2,1	Canada
Kina	143	66,8	291,8	190	55,2	98,4	0,4	1,3	China
SAD	379	79,1	116,3	881	71,4	115,6	1,9	2,3	USA
Saudijska Arabija	46	80,7	102,2	169	90,9	301,8	0,4	3,7	Saudi Arabia
Australija	70	85,4	132,1	204	154,5	171,4	0,4	2,9	Australia
Novi Zeland	6	60,0	300,0	9	60,0	300,0	0,0	1,5	New Zealand
Egipat	31	129,2	344,4	87	110,1	248,6	0,2	2,8	Egypt
Iran	10	142,9	500,0	39	139,3	433,3	0,1	3,9	Iran
Ostale vanevropske zemlje	591	65,8	175,9	1.459	65,6	197,2	3,1	2,5	Other non European countries

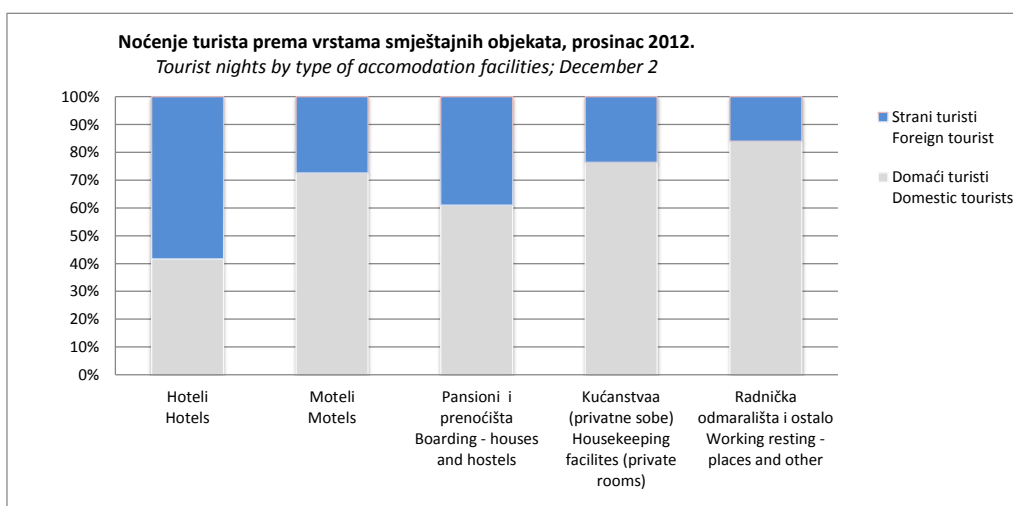
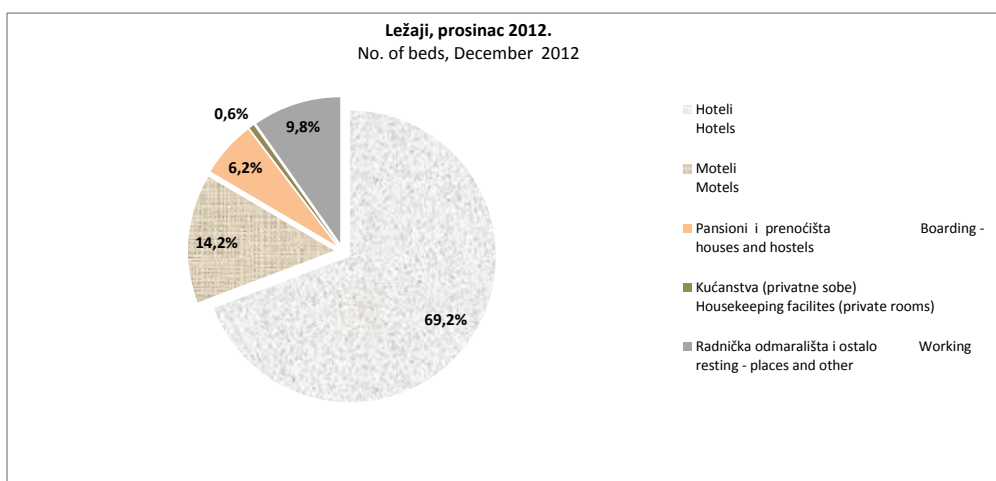


**DOLASCI I NOĆENJA TURISTA PREMA VRSTAMA SMJEŠTAJNIH OBJEKATA**  
*TOURISTS ARRIVALS AND NIGHTS BY TYPE OF ACCOMODATION FACILITY*

	DOLASCI Arrivals			NOĆENJA Nights			
	XII 2012.	Indeksi Indices XII 2012 XI 2012	Indeksi Indices XII 2012 XII 2011	XII 2012.	Indeksi Indices XII 2012 XI 2012	Indeksi Indices XII 2012 XII 2011	
<b>UKUPNO</b>	<b>47.425</b>	<b>97,3</b>	<b>102,2</b>	<b>95.224</b>	<b>95,5</b>	<b>107,3</b>	<b>TOTAL</b>
Hoteli	38.121	98,5	103,1	71.800	96,8	106,2	Hotels
Moteli	3.972	81,9	79,8	6.422	81,3	75,7	Motels
Pansioni i prenoćišta	1.763	90,5	92,3	2.820	83,7	84,5	Boarding - houses and hostels
Kućanstva (privatne sobe)	350	82,9	116,7	471	86,3	124,9	Housekeeping facilities (private rooms)
Radnička odmarališta i ostalo	3.219	112,7	144,9	13.711	99,7	152,9	Working resting - places and other
<b>Domaći turisti</b>	<b>24.966</b>	<b>99,5</b>	<b>99,5</b>	<b>48.141</b>	<b>97,2</b>	<b>103,0</b>	<b>Domestic tourists</b>
Hoteli	18.152	103,0	99,8	29.887	101,5	94,9	Hotels
Moteli	2.862	83,2	77,1	4.660	87,8	88,2	Motels
Pansioni i prenoćišta	1.314	100,8	112,5	1.720	87,0	91,1	Boarding - houses and hostels
Kućanstva (privatne sobe)	310	85,6	127,0	360	82,8	132,4	Housekeeping facilities (private rooms)
Radnička odmarališta i ostalo	2.328	97,8	130,8	11.514	93,4	147,8	Working resting - places and other
<b>Strani turisti</b>	<b>22.459</b>	<b>94,9</b>	<b>105,4</b>	<b>47.083</b>	<b>93,7</b>	<b>112,1</b>	<b>Foreign tourists</b>
Hoteli	19.969	94,8	106,2	41.913	93,7	116,1	Hotels
Moteli	1.110	78,7	87,5	1.762	68,0	55,1	Motels
Pansioni i prenoćišta	449	69,7	60,5	1.100	78,9	75,9	Boarding - houses and hostels
Kućanstva (privatne sobe)	40	66,7	71,4	111	100,0	105,7	Housekeeping facilities (private rooms)
Radnička odmarališta i ostalo	891	187,6	201,6	2.197	154,5	187,0	Working resting - places and other

**SMJEŠTAJNI KAPACITETI PREMA VRSTAMA SMJEŠTAJNIH OBJEKATA**  
**ACCOMMODATION FACILITIES BY TYPE OF ACCOMODATION FACILITY**

	Objekti No. of facilities	Smještajne jedinice No. of accomodation units		
		sobe No. of rooms	ležaji No. of beds	
<b>UKUPNO</b>	<b>432</b>	<b>10.959</b>	<b>23.559</b>	<b>TOTAL</b>
Hoteli	192	7.992	16.309	Hotels
Moteli	117	1.481	3.356	Motels
Pansioni i prenoćišta	60	673	1.462	Boarding - houses and hostels
Kućanstva (privatne sobe)	11	54	133	Housekeeping facilities (private rooms)
Radnička odmarališta i ostalo	52	759	2.299	Working resting - places and other



**KUMULATIVNI PODACI**  
**Period od januara do decembra 2012.**

CUMULATIVE DATA  
 January - December 2012

**DOLASCI I NOĆENJA TURISTA**  
**TOURIST ARRIVALS AND NIGHTS**

	DOLASCI Arrivals		NOĆENJA Nights			Prosječan broj noćenja po dolasku Average number of nights by arrival	
	I - XII 2012.	Indeksi Indices I - XII 2012 I - XII 2011	I - XII 2012.	Indeksi Indices I - XII 2012 I - XII 2011	Struktura noćenja % Structure of nights %		
<b>UKUPNO</b>	<b>747.827</b>	<b>109,0</b>	<b>1.645.521</b>	<b>109,4</b>	<b>100,0</b>	<b>2,2</b>	<b>TOTAL</b>
Domaći turisti	309.242	105,1	714.440	106,9	43,4	2,3	Domestic tourists
Strani turisti	438.585	111,9	931.081	111,4	56,6	2,1	Foreign tourists

**DOLASCI I NOĆENJA TURISTA PREMA VRSTAMA SMJEŠTAJNIH OBJEKATA**  
**TOURISTS ARRIVALS AND NIGHTS BY TYPE OF ACCOMODATION FACILITY**

	DOLASCI Arrivals		NOĆENJA Nights		
	I - XII 2012.	Indeksi Indices I - XII 2012 I - XII 2011	I - XII 2012.	Indeksi Indices I - XII 2012 I - XII 2011	
<b>UKUPNO</b>	<b>747.827</b>	<b>109,0</b>	<b>1.645.521</b>	<b>109,4</b>	<b>TOTAL</b>
Hoteli	610.115	109,1	1.282.622	109,8	Hotels
Moteli	59.495	101,3	100.150	105,9	Motels
Pansioni i prenoćišta	22.410	92,6	41.644	78,0	Boarding - houses and hostels
Kućanstva (privatne sobe)	5.061	134,0	7.527	142,1	Housekeeping facilities (private rooms)
Radnička odmarališta i ostalo	50.746	126,7	213.578	116,6	Working resting - places and other
<b>Domaći turisti</b>	<b>309.242</b>	<b>105,1</b>	<b>714.440</b>	<b>106,9</b>	<b>Domestic tourists</b>
Hoteli	219.760	106,4	456.655	107,2	Hotels
Moteli	39.252	96,7	60.827	105,3	Motels
Pansioni i prenoćišta	14.794	99,3	22.570	90,8	Boarding - houses and hostels
Kućanstva (privatne sobe)	3.473	120,0	4.246	123,8	Housekeeping facilities (private rooms)
Radnička odmarališta i ostalo	31.963	109,0	170.142	109,1	Working resting - places and other
<b>Strani turisti</b>	<b>438.585</b>	<b>111,9</b>	<b>931.081</b>	<b>111,4</b>	<b>Foreign tourists</b>
Hoteli	390.355	110,6	825.967	111,4	Hotels
Moteli	20.243	111,7	39.323	107,0	Motels
Pansioni i prenoćišta	7.616	82,0	19.074	66,8	Boarding - houses and hostels
Kućanstva (privatne sobe)	1.588	179,8	3.281	175,8	Housekeeping facilities (private rooms)
Radnička odmarališta i ostalo	18.783	175,2	43.436	159,2	Working resting - places and other



TOURIST ARRIVALS AND NIGHTS BY COUNTRY OF RESIDENCE

	DOLASCI <i>Arrivals</i>		NOĆENJA <i>Nights</i>				
	I - XII 2012.	Indeksi <i>Indices</i> I - XII 2012 I - XII 2011	I - XII 2012.	Indeksi <i>Indices</i> I - XII 2012 I - XII 2011	Struktura noćenja % <i>Structure of nights %</i>	Prosječan broj noćenja po dolasku <i>Average number of nights by arrival</i>	
<b>UKUPNO</b>	<b>438.585</b>	<b>111,9</b>	<b>931.081</b>	<b>111,4</b>	<b>100,0</b>	<b>2,1</b>	<b>TOTAL</b>
Austrija	15.990	108,1	28.620	102,6	3,1	1,8	<i>Austria</i>
Belgija	2.138	116,5	4.377	98,9	0,5	2,0	<i>Belgium</i>
Danska	1.611	106,9	3.692	100,6	0,4	2,3	<i>Denmark</i>
Finska	981	95,5	1.872	77,1	0,2	1,9	<i>Finland</i>
Francuska	10.141	105,5	22.399	90,0	2,4	2,2	<i>France</i>
Grčka	3.190	88,0	6.094	92,0	0,7	1,9	<i>Greece</i>
Holandija	5.141	94,1	11.190	92,2	1,2	2,2	<i>Netherlands</i>
Irska	1.428	75,3	5.152	62,1	0,6	3,6	<i>Ireland</i>
Italija	26.137	99,1	56.001	102,8	6,0	2,1	<i>Italy</i>
Luksemburg	224	88,2	610	75,3	0,1	2,7	<i>Luxembourg</i>
Njemačka	19.581	107,5	38.968	103,6	4,2	2,0	<i>Germany</i>
Portugal	795	71,0	1.885	81,1	0,2	2,4	<i>Portugal</i>
Španija	5.656	99,9	9.497	91,1	1,0	1,7	<i>Spain</i>
Švedska	4.940	108,5	12.221	123,0	1,3	2,5	<i>Sweden</i>
Ujedinjeno Kraljevstvo	6.649	111,7	12.913	106,0	1,4	1,9	<i>United Kingdom</i>
Island	188	229,3	544	155,0	0,1	2,9	<i>Iceland</i>
Norveška	2.259	92,7	5.238	99,2	0,6	2,3	<i>Norway</i>
Švicarska	4.258	116,3	9.161	124,9	1,0	2,2	<i>Switzerland</i>
Češka	3.913	110,0	9.757	88,6	1,0	2,5	<i>Czech Republic</i>
Mađarska	5.920	109,3	11.310	88,1	1,2	1,9	<i>Hungary</i>
Poljska	27.017	119,4	75.009	113,9	8,1	2,8	<i>Poland</i>
Rumunija	3.641	119,5	9.709	104,9	1,0	2,7	<i>Romania</i>
Slovačka	1.988	100,9	4.340	90,3	0,5	2,2	<i>Slovakia</i>
Slovenija	39.949	96,8	69.183	98,9	7,4	1,7	<i>Slovenia</i>
Albanija	2.064	119,2	3.926	122,6	0,4	1,9	<i>Albania</i>
Bugarska	2.573	120,6	5.146	112,1	0,6	2,0	<i>Bulgaria</i>
Hrvatska	72.587	113,4	150.814	115,7	16,2	2,1	<i>Croatia</i>
Srbija	57.380	105,9	121.639	106,3	13,1	2,1	<i>Serbia</i>
Crna Gora	7.474	97,3	18.384	95,9	2,0	2,5	<i>Montenegro</i>
BJR Makedonija	4.769	92,5	10.171	94,2	1,1	2,1	<i>FYROM</i>
Ruska Federacija	3.061	119,2	12.549	163,0	1,3	4,1	<i>Russian Federation</i>
Turska	32.502	125,5	58.968	117,0	6,3	1,8	<i>Turkey</i>
Ostale evropske zemlje	5.027	110,0	10.883	114,0	1,2	2,2	<i>Other European countries</i>
Izrael	2.895	158,1	4.823	138,5	0,5	1,7	<i>Israel</i>
Japan	3.426	107,0	5.120	112,2	0,5	1,5	<i>Japan</i>
Kanada	2.204	117,6	4.538	126,1	0,5	2,1	<i>Canada</i>
Kina	3.369	150,1	4.880	126,0	0,5	1,4	<i>China</i>
SAD	9.743	114,1	20.887	101,7	2,2	2,1	<i>USA</i>
Saudijska Arabija	1.430	219,7	4.095	204,9	0,4	2,9	<i>Saudi Arabia</i>
Australija	4.165	115,7	6.918	120,4	0,7	1,7	<i>Australia</i>
Novi Zeland	589	140,9	837	137,9	0,1	1,4	<i>New Zealand</i>
Egipat	324	113,3	986	129,2	0,1	3,0	<i>Egypt</i>
Iran	163	97,6	514	97,7	0,1	3,2	<i>Iran</i>
Ostale vanevropske zemlje	29.105	190,9	75.261	213,3	8,1	2,6	<i>Other non European countries</i>

Prethodni podaci

*Preliminary data*

**SMJEŠTAJNI KAPACITETI PREMA VRSTAMA SMJEŠTAJNIH OBJEKATA**  
**ACCOMMODATION FACILITIES BY TYPE OF ACCOMODATION FACILITY**

	Smještajni kapaciteti, stanje 31. prosinac Accommodation capacity, situation as on 31. December						
	Sobe - ukupno Rooms - total	ležaji No. of beds					
		Ukupno Total	Hoteli Hotels	Moteli Motels	Pansioni i prenoćišta Boarding - houses and hostels	Kućanstva (privatne sobe) Housekeeping facilities (private rooms)	Radnička odmarališta i ostalo Working resting - places and other
<b>2009</b>	<b>11.855</b>	<b>24.690</b>	19.187	2.788	1.523	219	973
<b>2010</b>	<b>11.974</b>	<b>25.587</b>	18.867	3.336	1.416	150	1.818
<b>2011</b>	<b>12.157</b>	<b>26.133</b>	19.121	3.372	1.347	148	2.145
<b>2012</b>	<b>10.959</b>	<b>23.559</b>	16.309	3.356	1.462	133	2.299

**DOLASCI I NOĆENJA TURISTA PREMA VRSTAMA SMJEŠTAJNIH OBJEKATA**  
**TOURISTS ARRIVALS AND NIGHTS BY TYPE OF ACCOMODATION FACILITY**

	DOLASCI Arrivals				NOĆENJA Nights				
	2009	2010	2011	2012	2009	2010	2011	2012	
<b>UKUPNO</b>	<b>610.817</b>	<b>610.817</b>	<b>686.148</b>	<b>747.827</b>	<b>1.268.173</b>	<b>1.416.691</b>	<b>1.504.205</b>	<b>1.645.521</b>	<b>TOTAL</b>
Hoteli	499.695	499.695	559.397	610.115	1.034.420	1.103.637	1.167.735	1.282.622	Hotels
Moteli	54.795	54.795	58.734	59.495	98.942	96.413	94.535	100.150	Motels
Pansioni i prenoćišta	30.921	30.921	24.191	22.410	51.547	50.627	53.397	41.644	Boarding - houses and hostels
Kućanstva (privatne sobe)	4.879	4.879	3.776	5.061	9.332	5.348	5.296	7.527	Housekeeping facilities (private rooms)
Radnička odmarališta i ostalo	20.527	20.527	40.050	50.746	73.932	160.666	183.242	213.578	Working resting - places and other
<b>Domaći turisti</b>	<b>289.306</b>	<b>289.306</b>	<b>294.203</b>	<b>309.242</b>	<b>597.045</b>	<b>643.937</b>	<b>668.200</b>	<b>714.440</b>	<b>Domestic tourists</b>
Hoteli	220.547	220.547	206.471	219.760	448.911	430.352	426.179	456.655	Hotels
Moteli	32.783	32.783	40.607	39.252	56.539	55.097	57.786	60.827	Motels
Pansioni i prenoćišta	21.456	21.456	14.905	14.794	33.126	22.126	24.855	22.570	Boarding - houses and hostels
Kućanstva (privatne sobe)	2.762	2.762	2.893	3.473	3.105	2.611	3.430	4.246	Housekeeping facilities (private rooms)
Radnička odmarališta i ostalo	11.758	11.758	29.327	31.963	55.364	133.751	155.950	170.142	Working resting - places and other
<b>Strani turisti</b>	<b>321.511</b>	<b>321.511</b>	<b>391.945</b>	<b>438.585</b>	<b>671.128</b>	<b>772.754</b>	<b>836.005</b>	<b>931.081</b>	<b>Foreign tourists</b>
Hoteli	279.148	279.148	352.926	390.355	585.509	673.285	741.556	825.967	Hotels
Moteli	22.012	22.012	18.127	20.243	42.403	41.316	36.749	39.323	Motels
Pansioni i prenoćišta	9.465	9.465	9.286	7.616	18.421	28.501	28.542	19.074	Boarding - houses and hostels
Kućanstva (privatne sobe)	2.117	2.117	883	1.588	6.227	2.737	1.866	3.281	Housekeeping facilities (private rooms)
Radnička odmarališta i ostalo	8.769	8.769	10.723	18.783	18.568	26.915	27.292	43.436	Working resting - places and other

**DOLASCI I NOĆENJA TURISTA PREMA ZEMLJI PREBIVALIŠTA**  
**TOURIST ARRIVALS AND NIGHTS BY COUNTRY OF RESIDENCE**

	DOLASCI <i>Arrivals</i>				NOĆENJA <i>Nights</i>				
	2009	2010	2011	2012	2009	2010	2011	2012	
<b>UKUPNO</b>	<b>572.634</b>	<b>656.333</b>	<b>686.148</b>	<b>747.827</b>	<b>1.268.173</b>	<b>1.416.691</b>	<b>1.504.205</b>	<b>1.645.521</b>	<b>TOTAL</b>
<b>Domaći turisti</b>	<b>261.692</b>	<b>290.879</b>	<b>294.203</b>	<b>309.242</b>	<b>597.045</b>	<b>643.937</b>	<b>668.200</b>	<b>714.440</b>	<i>Domestic tourists</i>
<b>Strani turisti</b>	<b>310.942</b>	<b>365.454</b>	<b>391.945</b>	<b>438.585</b>	<b>671.128</b>	<b>772.754</b>	<b>836.005</b>	<b>931.081</b>	<i>Foreign tourists</i>
Austrija	13.005	14.344	14.786	15.990	22.734	25.229	27.885	28.620	<i>Austria</i>
Belgija	2.401	2.110	1.835	2.138	5.751	5.180	4.426	4.377	<i>Belgium</i>
Danska	1.637	1.776	1.507	1.611	4.117	4.359	3.670	3.692	<i>Denmark</i>
Finska	873	1.030	1.027	981	1.984	2.046	2.428	1.872	<i>Finland</i>
Francuska	9.291	10.734	9.609	10.141	24.835	28.476	24.882	22.399	<i>France</i>
Grčka	2.214	2.824	3.623	3.190	4.718	8.128	6.625	6.094	<i>Greece</i>
Holandija	5.124	5.567	5.465	5.141	11.840	12.531	12.142	11.190	<i>Netherlands</i>
Irska	983	2.638	1.897	1.428	2.667	13.440	8.296	5.152	<i>Ireland</i>
Italija	15.443	23.749	26.379	26.137	32.685	49.113	54.485	56.001	<i>Italy</i>
Luksemburg	343	192	254	224	693	396	810	610	<i>Luxembourg</i>
Njemačka	17.813	17.281	18.220	19.581	40.944	36.925	37.627	38.968	<i>Germany</i>
Portugal	840	961	1.119	795	2.129	2.132	2.325	1.885	<i>Portugal</i>
Španija	5.053	5.155	5.662	5.656	11.337	10.398	10.429	9.497	<i>Spain</i>
Švedska	3.349	3.608	4.551	4.940	8.943	9.185	9.939	12.221	<i>Sweden</i>
Ujedinjeno Kraljevstvo	5.077	5.676	5.954	6.649	11.877	11.424	12.184	12.913	<i>United Kingdom</i>
Island	155	97	82	188	774	208	351	544	<i>Iceland</i>
Norveška	2.332	2.493	2.438	2.259	4.612	5.125	5.278	5.238	<i>Norway</i>
Švicarska	2.863	3.304	3.661	4.258	6.046	6.533	7.336	9.161	<i>Switzerland</i>
Češka	3.171	3.366	3.557	3.913	9.744	10.387	11.015	9.757	<i>Czech Republic</i>
Mađarska	5.124	4.906	5.415	5.920	11.404	9.996	12.833	11.310	<i>Hungary</i>
Poljska	12.616	17.888	22.633	27.017	33.467	54.989	65.853	75.009	<i>Poland</i>
Rumunija	1.830	2.748	3.048	3.641	4.576	6.545	9.253	9.709	<i>Romania</i>
Slovačka	1.449	1.556	1.971	1.988	3.574	3.551	4.808	4.340	<i>Slovakia</i>
Slovenija	34.580	40.246	41.267	39.949	60.762	64.959	69.960	69.183	<i>Slovenia</i>
Albanija	1.916	3.996	1.732	2.064	3.183	7.236	3.201	3.926	<i>Albania</i>
Bugarska	1.654	1.632	2.133	2.573	4.077	3.845	4.591	5.146	<i>Bulgaria</i>
Hrvatska	50.838	56.100	64.028	72.587	93.601	104.863	130.326	150.814	<i>Croatia</i>
Srbija	56.221	56.370	54.169	57.380	120.850	113.840	114.424	121.639	<i>Serbia</i>
Crna Gora	7.848	8.392	7.679	7.474	19.506	22.830	19.174	18.384	<i>Montenegro</i>
BJR Makedonija	4.810	4.650	5.154	4.769	9.533	8.991	10.796	10.171	<i>FYROM</i>
Ruska Federacija	1.526	2.140	2.567	3.061	4.889	6.300	7.699	12.549	<i>Russian Federation</i>
Turska	13.660	24.024	25.893	32.502	31.937	45.349	50.410	58.968	<i>Turkey</i>
Ostale evropske zemlje	4.127	5.137	4.572	5.027	8.143	10.643	9.550	10.883	<i>Other European countries</i>
Izrael	1.737	1.810	1.831	2.895	2.900	3.446	3.483	4.823	<i>Israel</i>
Japan	1.901	2.971	3.201	3.426	3.276	4.268	4.564	5.120	<i>Japan</i>
Kanada	1.462	2.150	1.874	2.204	3.496	4.159	3.599	4.538	<i>Canada</i>
Kina	478	770	2.244	3.369	934	1.255	3.874	4.880	<i>China</i>
SAD	6.664	8.239	8.537	9.743	19.544	22.381	20.546	20.887	<i>USA</i>
Saudijska Arabija	179	464	651	1.430	667	1.144	1.999	4.095	<i>Saudi Arabia</i>
Australija	1.853	2.951	3.601	4.165	3.143	4.815	5.744	6.918	<i>Australia</i>
Novi Zeland	264	400	418	589	464	531	607	837	<i>New Zealand</i>
Egipat	134	160	286	324	381	545	763	986	<i>Egypt</i>
Iran	206	253	167	163	580	577	526	514	<i>Iran</i>
Ostale vanevropske zemlje	5.898	8.596	15.248	29.105	17.811	24.481	35.289	75.261	<i>Other non European countries</i>

## METODOLOŠKA OBJAŠNENJA

Podaci o turističkom prometu prikupljeni su mjesečnim izvještajima koje dostavljaju poslovni subjekti i dijelovi poslovnih subjekata koji obavljaju djelatnost pružanja smještajnih usluga turistima ili samo posreduju u pružanju tih usluga.

Izveštaji se sastavljaju na osnovu evidencija u knjigama gostiju.

U ovom istraživanju iskazan je broj posjeta, a ne broj turista, ostvareni broj noćenja turista i smještajni kapaciteti.

**Turist** je svaka osoba koja u mjestu izvan svog prebivališta, provede najmanje jednu noć u ugostiteljskom ili drugom objektu za smještaj turista, radi odmora ili rekreacije, zdravlja, studija, sporta, religije, porodice, poslova, javnih misija ili skupova.

**Prebivalište** je mjesto u kojem se osoba nastanila s namjerom da u njemu stalno živi.

**Domaći turista** je svaka osoba sa prebivalištem u Bosni i Hercegovini koja u nekom mjestu u Bosni i Hercegovini izvan mjesta svog prebivališta provede najmanje jednu noć u ugostiteljskom ili drugom objektu za smještaj turista.

**Strani turista** je svaka osoba koja u Bosni i Hercegovini nema stalno prebivalište, a provede najmanje jednu noć u ugostiteljskom ili u drugom objektu za smještaj gostiju.

**Smještajni kapaciteti** prikazuju se kao broj soba i ležaja tokom mjeseca.

### Znakovi

- nema pojave
- 0,0 podatak je manji od 0,05 upotrijebljene jedinice mjere
- \* ispravljen podatak

## NOTES ON METHODOLOGY

Data on tourist turnover are collected from monthly report by business entities and their parts in providing accommodation services in tourism, or business entities and their parts engaged in organising and arranging of tourists.

Reports are usually made on the basis of reception records in guest books.

This report covers a number of tourist arrivals, but not a number of tourists, a number of tourist nights and accommodation capacities.

**Tourist** is every person who, outside his place of permanent residence, spends one night in a hotel or some other accommodation facility for reasons of rest, recreation, health, study, sport, religion, family, business, public tasks or meeting.

**Residence** is a place where a person came with an intention of permanent stay.

**Domestic tourist** is a person with permanent residence in the B&H who spends at least one night in a hotel or same other accommodation facility outside their place or residence.

**Foreign tourist** is every person with permanent residence outside in B&H who temporarily resides in B&H and who spends at least one night in a hotel or same other accommodation facility.

**Accommodation capacities** are presented as a number rooms and beds during one month.

### Symbols

- no occurrence
- 0,0 value not zero but less than 0,05 unit of measure used
- corrected data

---

**Izdaje i tiska Agencija za statistiku Bosne i Hercegovine, 71000 Sarajevo, Zelenih beretki 26**

Published and printed by the Agency for Statistics of the Bosnia and Herzegovina, 71000 Sarajevo, Zelenih beretki 26

**Telefon/Phone: +387 (33) 911 911 · Telefaks/Telefax: +387 (33) 220 622**

Elektronska pošta/E-mail : [bhas@bhas.ba](mailto:bhas@bhas.ba) · Internetska stranica/Web site: <http://www.bhas.ba>

**Odgovara: Zdenko Milinović, ravnatelj**

Person responsible: Zdenko Milinović, Director General

**Priopćenje priredili: Jasmina Omić**

Prepared by: Ms Jasmina Omić

**Lektor: Amra Kapetanović**

Language Editor: Ms. Amra Kapetanović

**Naklada: 150 primjeraka**

150 copies printed

**Podaci iz ovog priopćenja se objavljuju i na internetu**

First Release data are also published on the Internet

---