



SAOPĆENJE

FIRST RELEASE



Molimo korisnike da prilikom upotrebe podataka obavezno navedu izvor
Users are kindly requested to mention the data source

GODINA/ YEAR I

SARAJEVO, 20.10.2015.

BROJ/ NUMBER 2

INFORMACIJSKO DRUŠTVO

INFORMATION SOCIETY

ELEKTRONSKE KOMUNIKACIJE, drugi kvartal 2015.

ELECTRONIC COMMUNICATIONS, the second quarter 2015.

Ukupan broj aktivnih fiksnih telefonskih linija dominantnih operatora u drugom kvartalu 2015. godine iznosio je 744.936, što predstavlja pad od 8,5% u odnosu na drugi kvartal 2014. godine.

Total number of fixed telephone lines of dominant operators in the second quarter 2015 was 744.936 which represents a decrease of 8,5% compared to the second quarter 2014th year.

Ukupni odlazni saobraćaj fiksne telefonske mreže u drugom kvartalu 2015. godine iznosio je 533.380.593 minuta, što pokazuje pad od 8,5% u odnosu na drugi kvartal 2014. godine.

The total traffic of fixed telephone network in second quarter 2015 was 533.380.593 minutes which shows a decrease of 8,5% compared to second quarter 2014th year.

Broj pretplatnika mobilne mreže u drugom kvartalu 2015. godine iznosio je 3.407.144 i bilježi porast od 0,6% u odnosu na drugi kvartal 2014. godine. Ukupni odlazni saobraćaj mobilne mreže u drugom kvartalu 2015. godine iznosio je 685.074.191 minuta, što pokazuje pad od 1,4% u odnosu na drugi kvartal 2014. godine.

Total mobile telephone subscribers in the second quarter 2015 was 3.407.144 which shows an increase of 0,6% compared to the second quarter 2014th year. The total traffic of mobile telephone network in the second quarter 2015 was 685.074.191 minutes which shows a decrease of 1,4% compared to the second quarter 2014th year.

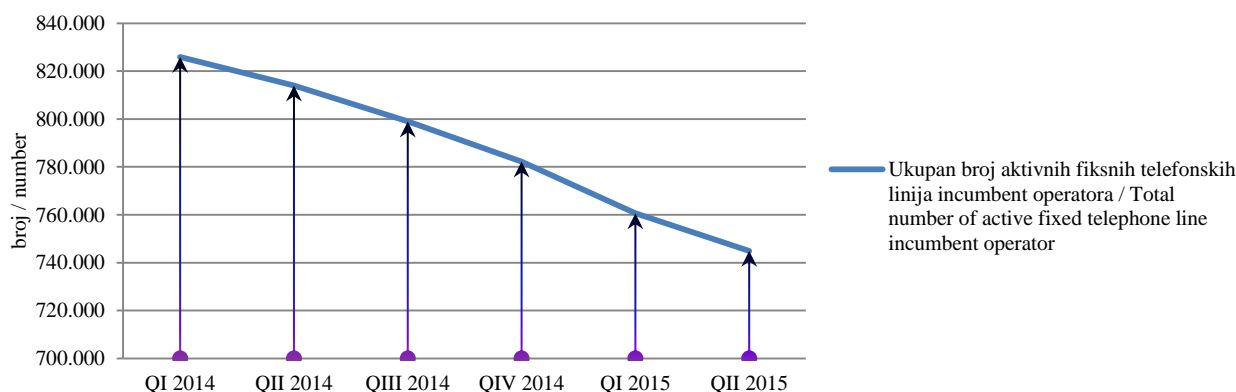
Broj poslanih SMS poruka u drugom kvartalu 2015. godine manji je za 26,7%, dok je broj poslanih MMS poruka manji za 45,0% u odnosu na drugi kvartal 2014. godine.

Number of SMS messages sent in the second quarter 2015 year decreased by 26,7%, while the number of MMS messages sent lower by 45,0% compared to the second quarter 2014th year.

Ukupan broj internet priključaka putem fiksne mreže u drugom kvartalu 2015. godine iznosio je 544.483 i bilježi rast od 2,9% u odnosu na drugi kvartal 2014. godine.

The total number of Internet connections via the fixed network in the second quarter of 2015 was 544.483 an increase of 2,9% compared to the second quarter of 2014.

Grafikon 1.1 Fiksna telefonska mreža- Ukupan broj aktivnih fiksnih telefonskih linija incumbent¹ operatora
Graph.1.1 Fixed telephone network- Total number of fixed telephone lines of incumbent¹ operators



Izvor podataka: Regulatorna agencija za komunikacije Bosne i Hercegovine (RAK BiH)
Data source: Communication Regulatory Agency of Bosnia and Herzegovina (CRA BiH)

¹ Termin incumbent operatori se odnosi na operatore koji su prije liberalizacije tržišta imali državni (zakonski) monopol; u Bosni i Hercegovini su: BH Telecom, Telekom Srpske i HT Mostar.

The term incumbent refers to operators who had public (legal) monopoly before liberalization markets; in Bosnia and Herzegovina these are: BH Telecom, Telekom Srpske and HT Mostar

FIKSNA TELEFONSKA MREŽA

Tabela 1.1 Fiksna telefonska mreža

Table 1.1. Fixed telephone network

	I	II	I	II	Indeksi/ Indices	Indeksi/ Indices	
	kvartal/ quarter	kvartal/ quarter	kvartal/ quarter	kvartal/ quarter			
	2014.		2015.				
Ukupan broj aktivnih fiksnih telefonskih linija incumbent ¹ operatera	825.942	813.989	760.608	744.936	97,9	91,5	Total number of fixed telephone lines of incumben ¹ operators
Broj novih operatera fiksne telefonije	13	13	13	13	100	100	Total number of alternative operators
Ukupan broj vlastitih pretplatnika novih operatera	50.745	55.320	71.905	77.950	108,4	140,9	Alternative operators – Total number of DirectAccess Subscriber
Ukupan broj pretplatnika alternativnih operatera sa indirektnim pristupom	45.845	44.010	41.896	41.681	99,5	94,7	Alternative operators - Number of Indirect Access Subscribers
Ukupan broj prenesenih brojeva	11.959	14.068	22.273	25.776	115,7	183,2	The total number of transferred fixed numbers

Izvor podataka: Regulatorna agencija za komunikacije Bosne i Hercegovine (RAK BiH)

Data source: Communication Regulatory Agency of Bosnia and Herzegovina (CRA BiH)

Tabela 1.2. Odlazni saobraćaj operatera fiksne telefonije

Table 1.2 Outgoing traffic fixed - line operator

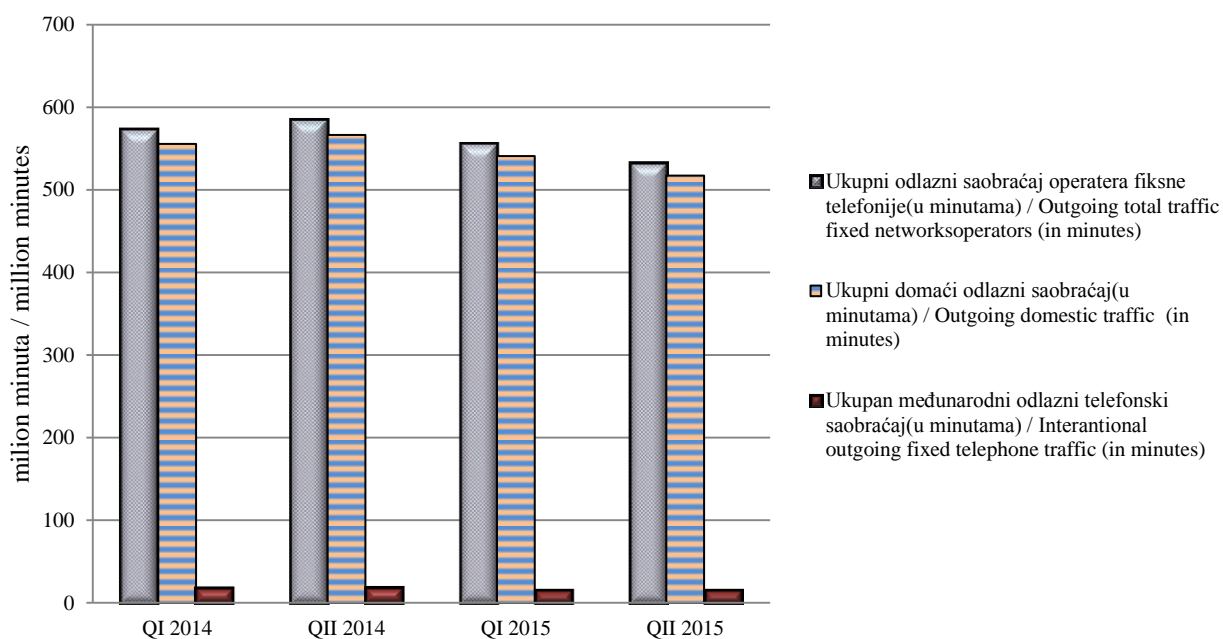
	I	II	I-II	I	II	I-II	Indeksi/ Indices	Indeksi/ Indices	Indeksi/ Indices	
	kvartal/ quarter	kvartal/ quarter	kvartal/ quarter	kvartal/ quarter	kvartal/ quarter	kvartal/ quarter				
	2014.			2015.						
Ukupni odlazni saobraćaj operatera fiksne telefonije (u milionama minuta)	574	586	1.160	557	533	1.090	95,8	91,5	94,0	Outgoing total traffic fixed networks operators (in millions minutes)
Ukupni domaći odlazni saobraćaj (u milionima minuta)	556	566	1.132	541	517	1.058	95,6	91,3	94,3	Outgoing domestic traffic (in millions minutes)
Ukupan međunarodni odlazni telefonski saobraćaj (u milionima minuta)	18	19	37	16	16	32	99,7	82,6	84,2	Interantional outgoing fixed telephone traffi (in millions minutes)

Izvor podataka: Regulatorna agencija za komunikacije Bosne i Hercegovine (RAK BiH)

Data source: Communication Regulatory Agency of Bosnia and Herzegovina (CRA BiH)

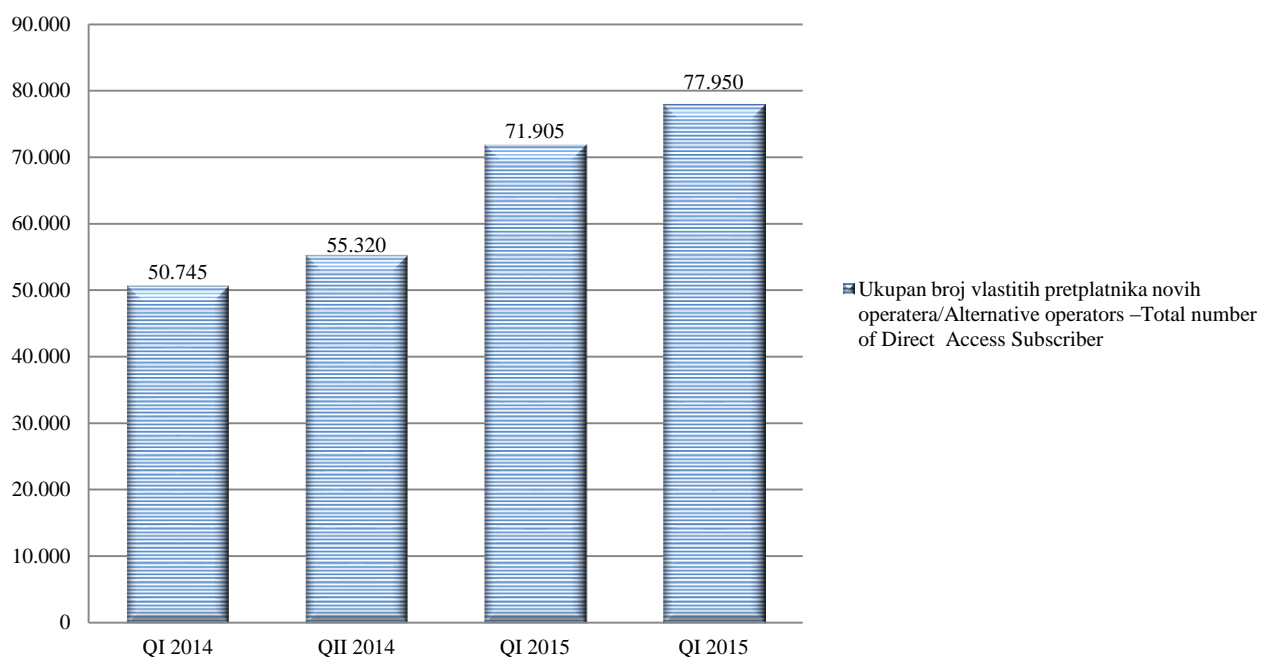
Grafikon 1.2. Saobraćaj ostvaren putem fiksne telefonske mreže

Graph.1.2 Traffic accomplished via fixed telephone network



Grafikon 1.3. Ukupan broj vlastitih pretplatnika novih operatera

Graph.1.3. Alternative operators- Total number of direct access subscriber



MOBILNA TELEFONSKA MREŽA

Tabela 2. Mobilna telefonska mreža

Table 2. Mobile telephone network

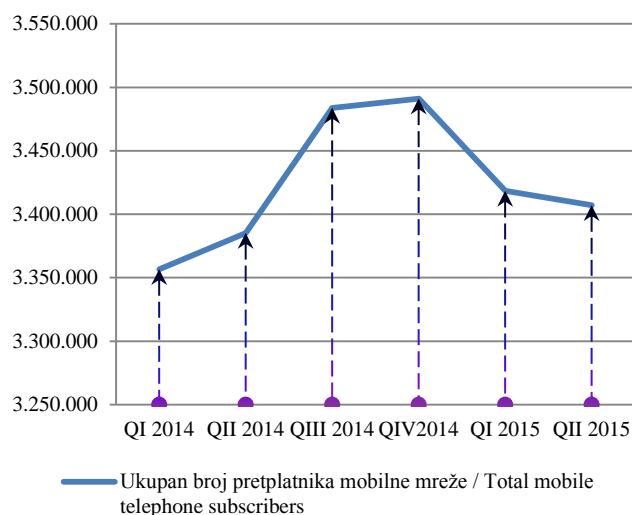
	I kvartal/ quarter	II kvartal/ quarter	I kvartal/ quarter	II kvartal/ quarter	Indeksi/ Indices	Indeksi/ Indices	
	2014		2015		II 2015 I 2015	II 2015 II 2014	
Ukupan broj pretplatnika mobilne mreže	3.356.762	3.385.277	3.418.458	3.407.144	99,7	100,6	Total number mobile telephone subscribers
Penetracija mobilne telefonije	87,37%	88,11%	88,98%	88,68%	99,7	100,6	Penetration of mobile telephony
Ukupan broj prenesenih brojeva	8.778	10.643	18.307	20.720	113,2	194,7	The total number of transferred numbers
Ukupan odlazni saobraćaj operatora mobilne telefonije (u minutama)	644.279.587	694.721.751	634.856.422	685.074.191	107,9	98,6	Total outgoing traffic of mobile operators (in minutes)
Broj poslanih SMS poruka	376.400.957	363.124.176	302.017.901	266.311.828	88,2	73,3	SMS sent
Broj poslanih MMS poruka	583.747	575.427	403.900	316.360	78,3	55,0	MMS sent

Izvor podataka: Regulatorna agencija za komunikacije Bosne i Hercegovine (RAK BiH)

Data source: Communication Regulatory Agency of Bosnia and Herzegovina (CRA BiH)

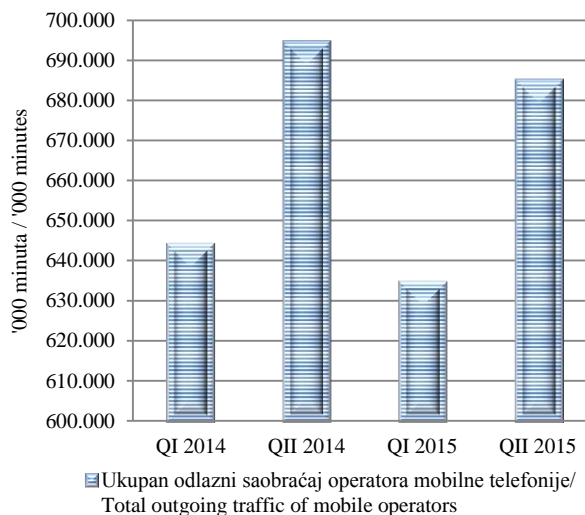
Grafikon 2.1. Broj pretplatnika mobilne mreže

Graph.2.1 Mobile telephone subscribers



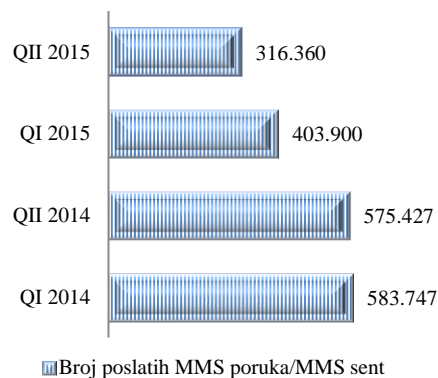
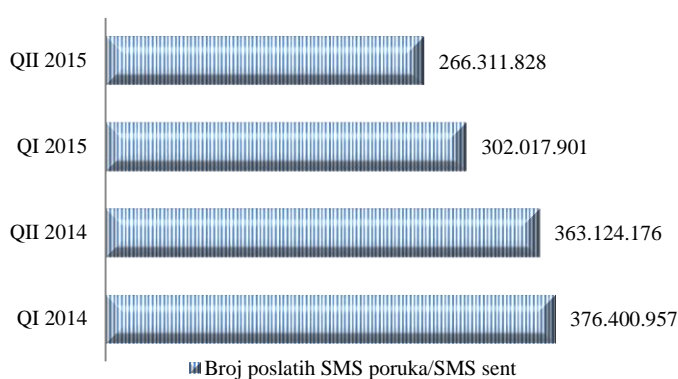
Grafikon 2.2. Odlazni saobraćaj mobilne telefonije

Graph.2.2 Outgoing traffic of mobile operators



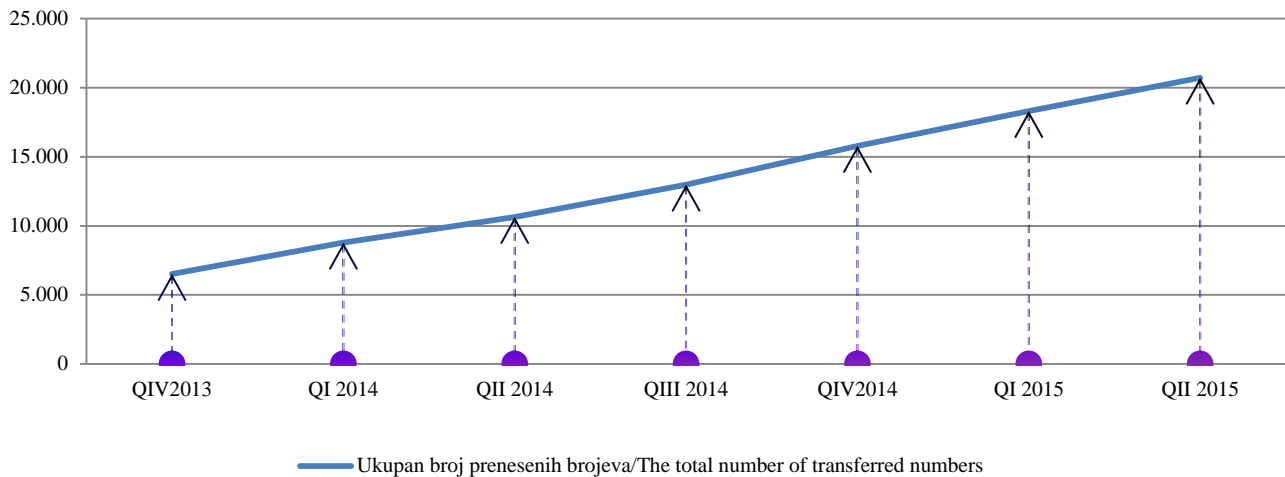
Grafikon 2.3. Broj poslanih SMS/MMS poruka

Graph.2.3. SMS/MMS sent



Grafikon 2.4. Ukupan broj prenesenih brojeva

Graph.2.4. The total number of transferred numbers



PRISTUP INTERNETU

Tabela 3. Pristup internetu

Table 3. Internet access

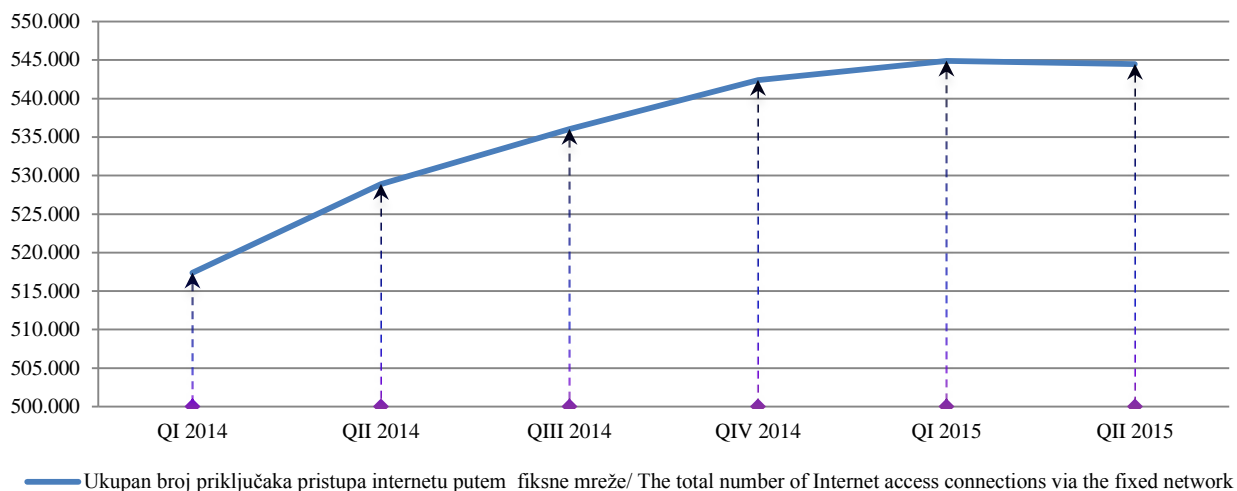
	I kvartal/ quarter	II kvartal/ quarter	I kvartal/ quarter	II kvartal/ quarter	Indeksi/ Indices	Indeksi/ Indices	
	2014.		2015.		2015 II/ 2015 I	2015 II/ 2014 II	
Ukupan broj priključaka širokopojasnog pristupa internetu putem fiksne mreže	517.388	528.893	544.907	544.483	99,9	102,9	Total number of broadband subscribers
Broj xDSL priključaka	297.447	298.006	295.483	292.656	99,0	98,2	The number of subscribers using xDSL connection
Broj priključaka putem kablovske mreže	153.016	164.887	186.298	191.316	102,7	116,0	Number of subscribers by cable network
Broj priključaka fiksni bežični pristup	64.856	63.954	61.108	58.510	95,7	91,5	Number of subscribers fixed wireless connection
Broj priključaka putem iznajmljene linije	1.316	1.310	1.299	1.290	99,3	98,5	The number of subscribers via leased lines
Broj priključaka FTTx	313	325	407	432	106,1	132,9	The number of subscribers via FTTx connection
Broj priključaka putem ostalih tehnologija	440	411	312	279	89,4	67,9	The number of subscribers using other technologies
Stopa penetracije korisnika interneta putem fiksne mreže	58,52%	58,83	61,79%	61,29%	99,2	104,2	The penetration rate of Internet users via the fixed network

Izvor podataka: Regulatorna agencija za komunikacije Bosne i Hercegovine (RAK BiH)

Data source: Communication Regulatory Agency of Bosnia and Herzegovina (CRA BiH)

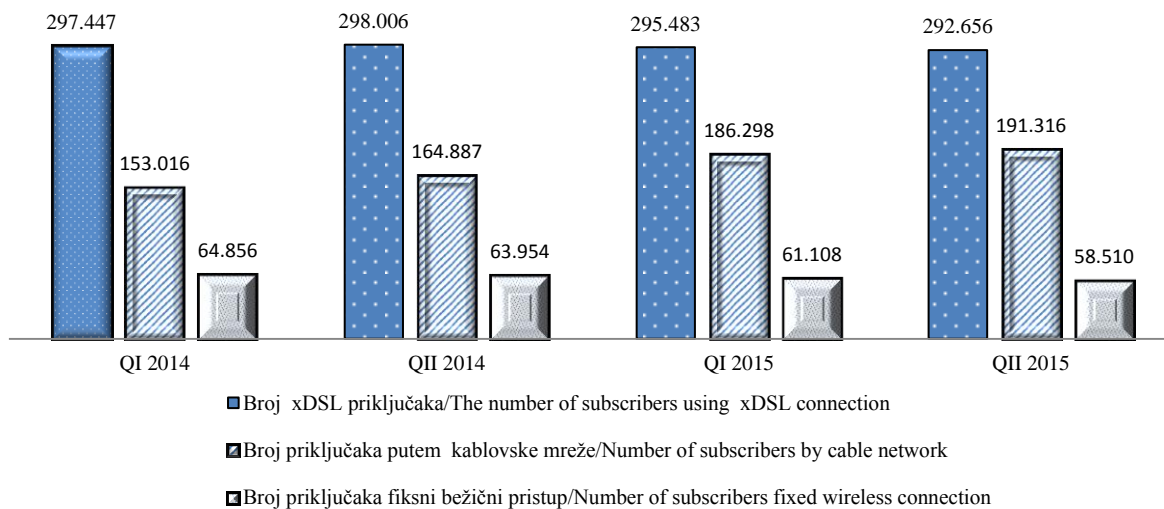
Grafikon 3.1 Ukupan broj priključaka pristupa internet putem fiksne mreže

Graph 3.1 Number of broadband subscribers



Grafikon 3.2. Broj priključaka pristupa internetu putem fiksne mreže

Graph 3.2. Number of Internet access connections via the fixed network



METODOLOŠKA OBJAŠNJENJA

Izvor prikupljanja podataka

Podaci o telekomunikacionim uslugama preuzeti su od Regulatorne agencije za komunikacije Bosne i Hercegovine (RAK BiH)

Obuhvat

Telekomunikacione usluge obuhvataju telekomunikacioni saobraćaj ostvaren u fiksnoj i mobilnoj mreži.

Unutrašnji saobraćaj u fiksnoj ili mobilnoj mreži obuhvata ukupno ostvaren saobraćaj unutar vlastite fiksne ili mobilne mreže prema drugim fiksni i mobilni mrežama.

Međunarodni saobraćaj obuhvata ukupno ostvaren saobraćaj u fiksni i mobilni mrežama koji počinje unutar Bosne i Hercegovine i završava izvan Bosne i Hercegovine.

Definicije

Telekomunikaciona usluga je usluga prijenosa, odašiljanja ili primanja znakova, signala, pisanog teksta, slika, govora i zvukova ili saopćenja bilo koje prirode koja se pruža žičnim, svjetlosnim, bežičnim ili drugim elektromagnetskim sistemima uključujući omogućavanje upotrebe tih sistema kao cjeline ili djelomično davanjem u najam, prodajom ili na neki drugi način.

Priključak je fizička mrežna priključna tačka preko koje korisnik pristupa javnoj komunikacionoj mreži, a uključuje sve tehničke načine pristupa, kao što su PSTN, ISDN, xDSL i sl

Preneseni brojevi su telefonski brojevi koji su preneseni u druge mreže.

FTTx je pristup širokopojasnim internet uslugama realizovan putem optičkog vlakna.

xDSL (Digitalna Pretplatnička Linija) je širokopojasni pristup internet uslugama realizovan putem upredene bakarne parice. Tu spadaju širokopojasne tehnologije kao što su ADSL, VDSL, HDSL, SDSL, itd.

Utrošene minute u fiksnoj i mobilnoj mreži obuhvataju ukupni saobraćaj ostvaren u unutrašnjem i međunarodnom saobraćaju izražen u jedinici vremena – minutama.

Fiksna mreža je telekomunikaciona mreža kod koje je međusobna povezanost svih elemenata ostvarena žično.

Mobilna mreža je telekomunikaciona mreža kod koje je međusobna povezanost nekih elemenata ostvarena bežično i time se omogućava uspostavljanje veza i u uslovima fizičkoga kretanja korisnika usluga te mreže.

SMS poruke (Short Message Service) su kratke tekstualne poruke.

MMS poruke (Multimedia Messaging Service) su poruke koje uključuju i multimedijalne sadržaje (npr. slike, muzika).

NOTES ON METHODOLOGY

Sources of data collection

Data on telecommunication services for the 2012 were picked up from Communication Regulatory Agency of Bosnia and Herzegovina (CRA BiH).

Coverage

Telecommunication services include the telecommunication traffic realized in fixed and mobile telephone network.

The domestic traffic in fixed and mobile network includes the total traffic realized in the own fixed and mobile network, the traffic directed to other fixed and mobile networks.

The international traffic includes the total traffic realized in the fixed and mobile network that starts within and ends outside the Bosnia and Herzegovina.

Definitions

Telecommunication service is a service of transfer, transmission or reception of signs, written text, pictures, speech, sounds or releasing of any kind rendered through wire, light, wireless or other electromagnetic systems, including the possibility of using those systems either as a whole or in part, through renting, sale or some other way.

Connection is a physical network connection point through which users access to a public communications network, and includes all the technical means of access such as PSTN, ISDN, xDSL, etc..

Ported numbers are phone numbers that have been transferred to other networks.

FTTx has access to broadband internet services realized through optical fibers.

xDSL (Digital Subscriber Line) is a broadband internet services realized via twisted copper pairs. These include broadband technologies such as ADSL, VDSL, HDSL, SDSL, etc.

Minutes spent in the fixed and mobile telephone network include the total traffic realized in the domestic and international traffic and measured by time units – minutes.

Fixed network is telecommunication network in which all elements are connected by using wires.

Mobile network is a telecommunication network in which some elements are not connected by using wires. In that way, a connection is possible even when users are physically moving.

SMS messages (Short Message Service) are short text messages.

MMS messages (Multimedia Messaging Service) are messages which include multimedia services (pictures, music).

Izdaje i štampa Agencija za statistiku Bosne i Hercegovine, 71000 Sarajevo, Zelenih beretki 26
Published and printed by the Agency for Statistics of the Bosnia and Herzegovina, 71000 Sarajevo, Zelenih beretki 26

Telefon/Phone: +387 (33) 911 911 · Telefaks/Telefax: +387 (33) 220 622
Elektronska pošta/E-mail : bhas@bhas.ba · Internetska stranica/Web site: <http://www.bhas.ba>

Odgovara zamjenik direktora Fadil Fatić
Person responsible: Fadil Fatić, Deputy Director

Saopćenje priredili: Dragan Jovović
Prepared by: Dragan Jovović

Podaci iz ovog saopćenja objavljuju se i na internetu
First Release data are also published on the Internet
