



FIRST RELEASE



Users are kindly requested to mention the data source

YEAR IX

SARAJEVO, 20.08.2015.

NUMBER 6

Tourism Statistics

Tourism in BIH, June 2015

In June 2015 tourists realised 105.469 tourist arrivals in Bosnia and Hercegovina which represent the decrease by 11.7% as compared to May 2015 and increase by 23.1% as compared to June 2014.

Tourists realised 213.834 tourist nights which represent the decrease by 7.5% as compared to May 2015 and increase by 23.0% as compared to June 2014. Domestic tourists share of total number of overnight stays was 34.5% and foreign tourists share was 65.5%.

The number of domestic tourist nights decreased by 3.0% as compared to May 2015 and increased by 17.0% as compared to June 2014. Foreign tourist nights were decreased by 9.7% as compared to May 2015 and increased by 26.4% as compared to June 2014.

According to the type of accommodation facility the highest number of nights was recorded in Hotels and similar accommodation with share of 91.8%.

Concerning the structure of foreign tourist nights in June 2015, the most of them (56.5%) were realised by tourists from: Italy (12.6%), Croatia (8.5%), Serbia (8.3%), Turkey (8.0%), Slovenia (7.9%), Poland (5.9%) and France (5.2%). Tourists from other countries realised (43.5%) of tourist nights.

Regarding the average detention of foreign tourist stays in our country on the first place comes: Iceland with average stay by 3.8 nights, Estonia by 3.3 nights, Kuwait by 3.0 nights, Italy and France with 2.9 nights and Belgium by 2.7 nights.

Tourist nights by months, June 2014 - June 2015

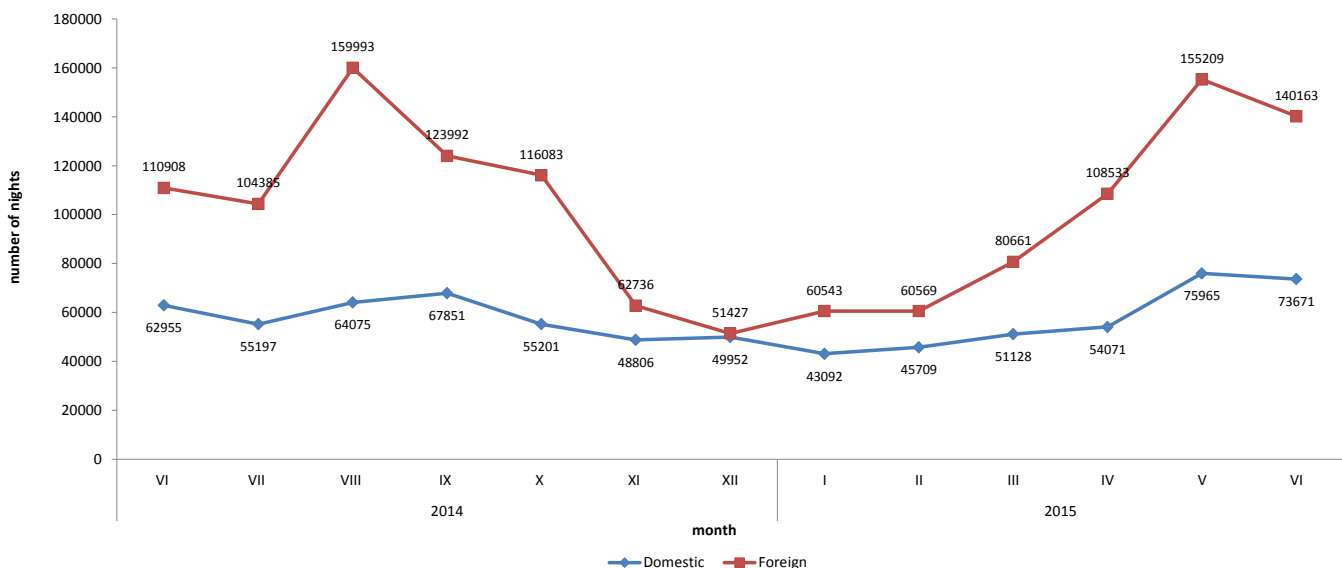
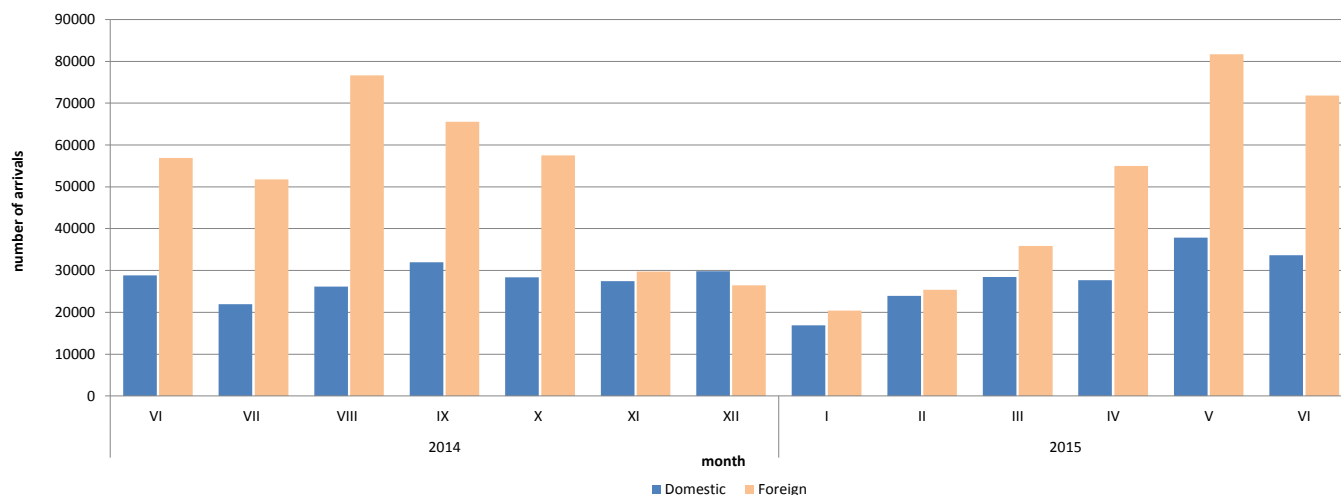


Table 1: Tourist arrivals and nights

	Arrivals					Nights					VI 2015	
	VI 2014	V 2015**	VI 2015*	Indices VI 2015 V 2015	Indices VI 2015 VI 2014	VI 2014	V 2015**	VI 2015*	Indices VI 2015 V 2015	Indeksi VI 2015 VI 2014	Structure of nights %	Average number of nights by arrivals
TOTAL	85.675	119.480	105.469	88,3	123,1	173.863	231.174	213.834	92,5	123,0	100,0	2,0
Domestic tourists	28.804	37.819	33.639	88,9	116,8	62.955	75.965	73.671	97,0	117,0	34,5	2,2
Foreign tourists	56.871	81.661	71.830	88,0	126,3	110.908	155.209	140.163	90,3	126,4	65,5	2,0

* preliminary data

**data for the previous period are revised

Tourist arrivals by months, June 2014 - June 2015

Table 2: Tourist arrivals and nights by country of residence

	Arrivals					Nights					VI 2015	
	VI 2014	V 2015**	VI 2015*	Indices VI 2015 V 2015	Indices VI 2015 VI 2014	VI 2014	V 2015**	VI 2015*	Indices VI 2015 V 2015	Indices VI 2015 VI 2014	Structure of nights %	Average number of nights by arrivals
UKUPNO	56.871	81.661	71.830	88,0	126,3	110.908	155.209	140.163	90,3	126,4	100,0	2,0
Albania	203	267	205	76,8	101,0	459	437	294	67,3	64,1	0,2	1,4
Austria	1.994	2.370	1.685	71,1	84,5	3.362	4.216	2.786	66,1	82,9	2,0	1,7
Belgium	275	364	399	109,6	145,1	576	931	1.083	116,3	188,0	0,8	2,7
Bulgaria	407	1.041	613	58,9	150,6	851	1.389	827	59,5	97,2	0,6	1,3
Montenegro	948	1.036	610	58,9	64,3	1.976	2.321	1.306	56,3	66,1	0,9	2,1
Czech Republic	377	575	493	85,7	130,8	869	868	1.088	125,3	125,2	0,8	2,2
Denmark	216	363	239	65,8	110,6	528	809	466	57,6	88,3	0,3	1,9
Estonia	38	30	13	43,3	34,2	55	69	43	62,3	78,2	0,0	3,3
Finland	216	327	195	59,6	90,3	300	641	439	68,5	146,3	0,3	2,3
France	2.153	2.301	2.529	109,9	117,5	5.811	5.925	7.293	123,1	125,5	5,2	2,9
Greece	895	502	1.024	204,0	114,4	1.631	993	1.815	182,8	111,3	1,3	1,8
Netherlands	1.006	973	983	101,0	97,7	2.328	2.272	2.143	94,3	92,1	1,5	2,2
Croatia	5.124	7.267	7.185	98,9	140,2	9.384	13.248	11.899	89,8	126,8	8,5	1,7
Ireland	240	444	508	114,4	211,7	679	1.154	1.265	109,6	186,3	0,9	2,5
Iceland	38	17	13	76,5	34,2	97	32	49	153,1	50,5	0,0	3,8
Italy	4.887	7.084	6.036	85,2	123,5	11.570	16.238	17.712	109,1	153,1	12,6	2,9

* preliminary data

**data for the previous period are revised

(continued on next page)

	Arrivals					Nights					VI 2015	
	VI 2014	V 2015**	VI 2015*	Indices VI 2015 V 2015	Indices VI 2015 VI 2014	VI 2014	V 2015**	VI 2015*	Indices VI 2015 V 2015	Indices VI 2015 VI 2014	Structure of nights %	Average number of nights by arrivals
Cyprus	22	27	67	248,1	304,5	30	93	104	111,8	346,7	0,1	1,6
Latvia	58	22	175	795,5	301,7	90	51	434	851,0	482,2	0,3	2,5
Lithuania	225	92	239	259,8	106,2	310	147	278	189,1	89,7	0,2	1,2
Luxembourg	79	28	20	71,4	25,3	161	48	32	66,7	19,9	0,0	1,6
Hungary	684	919	919	100,0	134,4	1.157	1.830	1.658	90,6	143,3	1,2	1,8
FYR of Macedonia	503	984	727	73,9	144,5	1.118	1.708	1.086	63,6	97,1	0,8	1,5
Malta	12	38	29	76,3	241,7	30	66	51	77,3	170,0	0,0	1,8
Norway	392	422	479	113,5	122,2	736	999	1.265	126,6	171,9	0,9	2,6
Germany	2.215	2.994	2.639	88,1	119,1	4.875	6.085	5.190	85,3	106,5	3,7	2,0
Poland	2.872	2.029	4.579	225,7	159,4	4.966	3.666	8.302	226,5	167,2	5,9	1,8
Portugal	114	50	84	168,0	73,7	196	89	157	176,4	80,1	0,1	1,9
Romania	186	242	259	107,0	139,2	446	500	434	86,8	97,3	0,3	1,7
Russian Federation	420	432	293	67,8	69,8	1.245	873	560	64,1	45,0	0,4	1,9
Slovakia	309	283	209	73,9	67,6	525	535	360	67,3	68,6	0,3	1,7
Slovenia	2.940	5.101	4.834	94,8	164,4	4.418	7.662	11.087	144,7	251,0	7,9	2,3
Serbia	5.624	7.850	6.604	84,1	117,4	10.594	14.509	11.668	80,4	110,1	8,3	1,8
Spain	894	757	542	71,6	60,6	1.521	1.537	933	60,7	61,3	0,7	1,7
Switzerland (including Liechtenstein)	420	850	625	73,5	148,8	923	1.703	1.193	70,1	129,3	0,9	1,9
Sweden	518	692	594	85,8	114,7	1.156	1.535	1.317	85,8	113,9	0,9	2,2
Turkey	6.230	12.961	7.057	54,4	113,3	11.224	23.179	11.200	48,3	99,8	8,0	1,6
United Kingdom	1.242	854	1.193	139,7	96,1	2.754	2.219	2.464	111,0	89,5	1,8	2,1
Ukraine	68	208	104	50,0	152,9	167	468	161	34,4	96,4	0,1	1,5
Other European countries	183	450	441	98,0	241,0	534	1.342	1.048	78,1	196,3	0,7	2,4
Egypt	41	56	45	80,4	109,8	167	182	87	47,8	52,1	0,1	1,9
South Africa	76	12	66	550,0	86,8	80	48	142	295,8	177,5	0,1	2,2
Other African countries	104	113	128	113,3	123,1	160	256	228	89,1	142,5	0,2	1,8
Canada	460	629	434	69,0	94,3	978	1.069	855	80,0	87,4	0,6	2,0
USA	1.846	2546	2.439	95,8	132,1	4188	5.420	5.147	95,0	122,9	3,7	2,1
Other Northern American countries	16	40	70	175,0	437,5	133	93	112	120,4	84,2	0,1	1,6
Brazil	236	499	476	95,4	201,7	411	1.053	863	82,0	210,0	0,6	1,8
Other Southern and Central American countries	248	240	360	150,0	145,2	517	535	533	99,6	103,1	0,4	1,5
India	52	92	95	103,3	182,7	87	252	217	86,1	249,4	0,2	2,3
Iran	28	10	44	440,0	157,1	48	34	103	302,9	214,6	0,1	2,3
Israel	269	356	385	108,1	143,1	403	645	673	104,3	167,0	0,5	1,7
Japan	576	814	695	85,4	120,7	914	1.011	1.029	101,8	112,6	0,7	1,5
China	995	1731	1.094	63,2	109,9	1241	2.036	1.317	64,7	106,1	0,9	1,2
Republic of Korea	3.233	4837	4.646	96,1	143,7	3400	5.294	5.170	97,7	152,1	3,7	1,1
Kuwait	811	1226	1.075	87,7	132,6	2966	3.876	3.262	84,2	110,0	2,3	3,0
Saudi Arabia	524	631	763	120,9	145,6	1280	1.531	1.677	109,5	131,0	1,2	2,2
Other Asian countries	1.034	3684	2.399	65,1	232,0	2428	8.073	5.164	64,0	212,7	3,7	2,2
Australia	936	771	1.012	131,3	108,1	1547	1.201	1.781	148,3	115,1	1,3	1,8
New Zealand	133	97	137	141,2	103,0	216	150	267	178,0	123,6	0,2	1,9
Other countries of Oceania	26	31	25	80,6	96,2	92	63	46	73,0	50,0	0,0	1,8

* preliminary data

**data for the previous period are revised

Tourist arrivals and nights by country of residence, June 2015

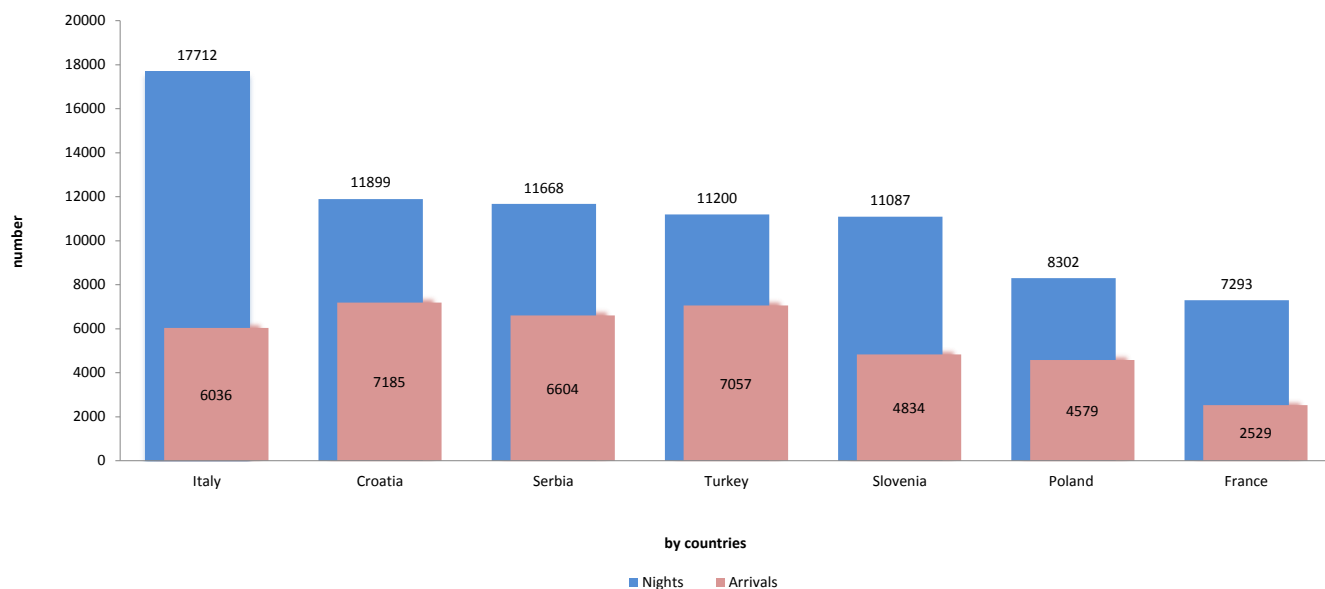


Table 3: Tourist arrivals and nights according to the classification of activities ¹⁾

	Arrivals					Nights					VI 2015
	VI 2014	V 2015**	VI 2015*	Indices VI 2015 V 2015	Indices VI 2015 VI 2014	VI 2014	V 2015**	VI 2015*	Indices VI 2015 V 2015	Indices VI 2015 VI 2014	Structure of nights %
TOTAL	85.675	119.480	105.469	88,3	123,1	173.863	231.174	213.834	92,5	123,0	100,0
Hotels and similar accommodation	80.923	112.660	97.946	86,9	121,0	160.544	215.324	196.369	91,2	122,3	91,8
Holiday and other short-stay accommodation	2.412	3.877	3.702	95,5	153,5	5.655	7.859	7.835	99,7	138,5	3,7
Camps and camping grounds	1519	1.269	2.164	170,5	142,5	2.267	1.752	3.056	174,4	134,8	1,4
Other accommodation	821	1.674	1.657	99,0	201,8	5.397	6.239	6.574	105,4	121,8	3,1
DOMESTIC TOURISTS	28.804	37.819	33.639	88,9	116,8	62.955	75.965	73.671	97,0	117,0	34,5
Hotels and similar accommodation	27.273	35.687	31.126	87,2	114,1	56.787	69.823	66.426	95,1	117,0	31,1
Holiday and other short-stay accommodation	639	978	924	94,5	144,6	914	1.420	1.487	104,7	162,7	0,7
Camps and camping grounds	207	155	418	269,7	201,9	368	173	521	301,2	141,6	0,2
Other accommodation	685	999	1.171	117,2	170,9	4.886	4.549	5.237	115,1	107,2	2,4
FOREIGN TOURISTS	56.871	81.661	71.830	88,0	126,3	110.908	155.209	140.163	90,3	126,4	65,5
Hotels and similar accommodation	53.650	76.973	66.820	86,8	124,5	103.757	145.501	129.943	89,3	125,2	60,8
Holiday and other short-stay accommodation	1.773	2.899	2778	95,8	156,7	4.741	6.439	6.348	98,6	133,9	3,0
Camps and camping grounds	1312	1.114	1746	156,7	133,1	1.899	1.579	2.535	160,5	133,5	1,2
Other accommodation	136	675	486	72,0	357,4	511	1.690	1.337	79,1	261,6	0,6

* preliminary data

**data for the previous period are revised

1) The Classification of Economic Activities of BiH 2010

NOTES ON METHODOLOGY

The purpose of the statistical survey

The purpose of the statistical survey is to monitor the tourist activity realised in commercial accommodation establishments and to provide internationally comparable BiH's statistics of tourism in accordance with current EU Regulations for the tourism statistics.

Observation units

Observation units are all business entities /legal units which are, by the main activity, registered in accommodation activity (division 55 - KD BiH 2010), persons as well as households that rent accommodation establishments to tourists. For the purpose of the survey, Classification of Activities in Bosnia and Herzegovina - KD BiH 2010 was used, and it is fully compliant with the European Classification of Economic Activities - NACE Rev. 2.

Coverage

Reporting units are all business entities (enterprises, entrepreneurs, institutions, associations etc.) and parts thereof engaged in providing accommodation services in tourism registered according to the CA BiH 2010 under section : 55.1 (hotels and similar accommodation), 55.2 (holiday and other short - stay accommodation), 55.3 (camps and camping grounds), 55.9 (other accommodation), health institutions for their facilities in which persons stay for medical rehabilitation (costs are on persons themselves), business entities and parts thereof engaged in tourist stay in rural households, houses, camps, apartments and rooms directly rented by private persons/households.

Survey covers the entire territory of Bosnia and Herzegovina.

Source and methods of data collection

Data on turnover of tourists (number of tourist arrivals and tourist nights) are collected from regular monthly report (TU-11 form). Reports are usually made on the basis of reception records in guest books, entities and their parts engaged in organising and arranging of tourists.

Definitions

Tourism means the activity of visitors taking a trip to a main destination outside their usual environment for less than a year, for leisure, business or other personal purpose other than to be employed by a resident entity in the place visited.

Tourist is every person who, outside his place of permanent residence, spends one night in a hotel or some other accommodation facility for reasons of rest, recreation, health, study, sport, religion, family, business, public tasks or meeting.

Residence is a place where a person came with the intention of permanent stay. Tourist is registered in every place or establishment where he stays and, therefore, in case he/she changes the place or establishment, he/she must register again, which results in data ambiguity. Consequently, the statistics register the number of tourist arrivals and not the number of tourists.

Domestic tourist is a person with permanent residence in the BiH who spends at least one night in a hotel or some other accommodation establishment outside their place or residence.

Foreign tourist is every person with permanent residence outside in BiH who temporarily resides in BiH and who spends at least one night in a hotel or some other accommodation establishment.

Symbols

- no occurrence

0,0 value not zero but less than 0,05 unit of measure used

Published and printed by the Agency for Statistics of the Bosnia and Herzegovina, 71000 Sarajevo, Zelenih beretki 26

Phone: +387 (33) 911 911 · Telefax: +387 (33) 220 622
E-mail : bhas@bhas.ba · Web site: <http://www.bhas.ba>

Person responsible: Fadil Fatić, Deputy Director

Prepared by: Azra Demirović

First Release data are also published on the Internet
