



FIRST RELEASE



Users are kindly requested to mention the data source

YEAR IX

SARAJEVO, 20.10.2015.

NUMBER 8

Tourism Statistics

Tourism in BIH, August 2015

In August 2015 tourists realised 124.053 tourist arrivals in Bosnia and Hercegovina which represent the increase by 19.6% as compared to July 2015 and increase by 20.6% as compared to August 2014.

Tourists realised 302.211 tourist nights which represent the increase by 30.1% as compared to July 2015 and increase by 34.9% as compared to August 2014. Domestic tourists share of total number of overnight stays was 22.7% and foreign tourists share was 77.3%.

The number of domestic tourist nights increased by 3.6% as compared to July 2015 and increased by 7.3% as compared to August 2014. Foreign tourist nights were increased by 40.6% as compared to July 2015 and increased by 45.9% as compared to August 2014.

According to the type of accommodation facility the highest number of nights was recorded in Hotels and similar accommodation with share of 91.9%.

Concerning the structure of foreign tourist nights in August 2015, the most of them (55.1%) of them were realised by tourists from: Italy (10.5%), Poland (8.4%), Serbia (6.7%), Turkey and Croatia by (5.6%), France (5.2%), Slovenia (4.9%), Kuwait (4.8%) and Germany (3.4%). Tourists from other countries realised 44.9% of tourist nights.

Regarding the average detention of foreign tourist stays in our country on the first place comes: Malta with average stay by 6.2 nights, South Africa with 5.6 nights, France with 4.2 nights and Kuwait, Egypt and India by 3.6 nights.

Tourist nights by months, August 2014 - August 2015

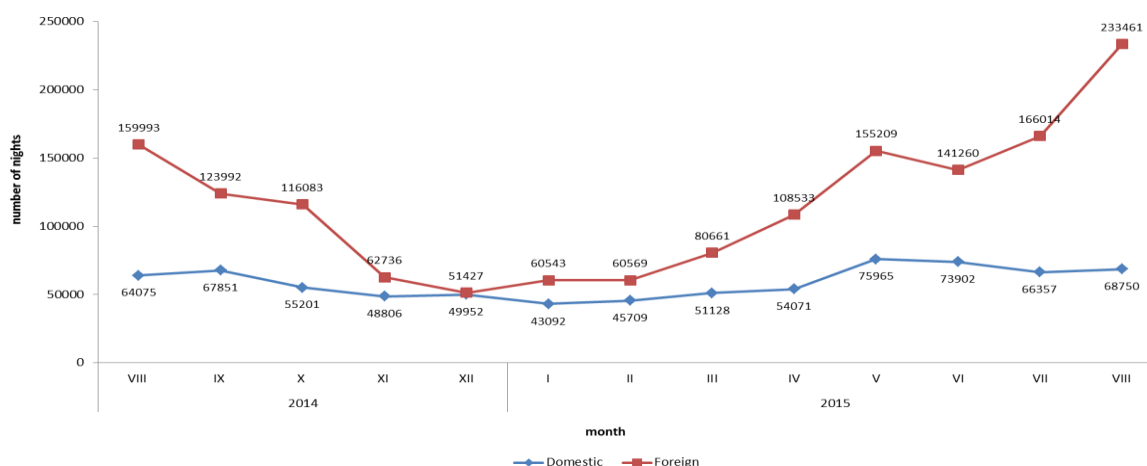
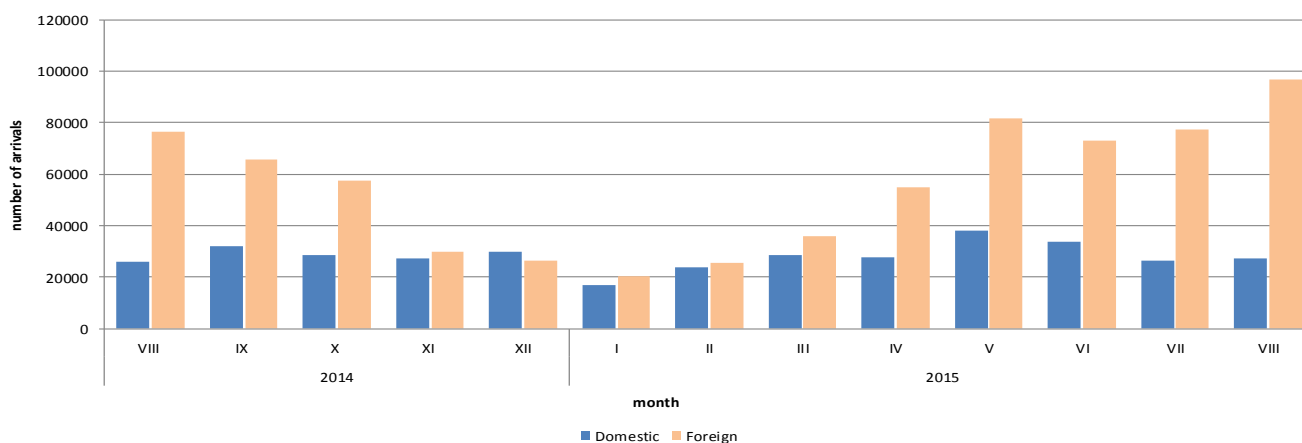


Table 1: Tourist arrivals and nights

	Arrivals					Nights					VIII 2015	
	VIII 2014	VII 2015**	VIII 2015*	Indices VIII 2015 VII 2015	Indices VIII 2015 VIII 2014	VIII 2014	VII 2015**	VIII 2015*	Indices VIII 2015 VII 2015	Indices VIII 2015 VIII 2014	Structure of nights %	Average number of nights by arrivals
TOTAL	102.823	103.743	124.053	119,6	120,6	224.068	232.371	302.211	130,1	134,9	100,0	2,4
Domestic tourists	26.139	26.386	27.251	103,3	104,3	64.075	66.357	68.750	103,6	107,3	22,7	2,5
Foreign tourists	76.684	77.357	96.802	125,1	126,2	159.993	166.014	233.461	140,6	145,9	77,3	2,4

* preliminary data

**data for the previous period are revised

Tourist arrivals by months, August 2014 - August 2015

Table 2: Tourist arrivals and nights by country of residence

	Arrivals					Nights					VIII 2015	
	VIII 2014	VII 2015**	VIII 2015*	Indices VIII 2015 VII 2015	Indices VIII 2015 VIII 2014	VIII 2014	VII 2015**	VIII 2015*	Indices VIII 2015 VII 2015	Indices VIII 2015 VIII 2014	Structure of nights %	Average number of nights by arrivals
UKUPNO	76.684	77.357	96.802	125,1	126,2	159.993	166.014	233.461	140,6	145,9	100,0	2,4
Albania	149	184	194	105,4	130,2	356	300	565	188,3	158,7	0,2	2,9
Austria	2.210	2.067	2.477	119,8	112,1	4.378	3.790	4.819	127,2	110,1	2,1	1,9
Belgium	326	727	661	90,9	202,8	717	1.556	1.506	96,8	210,0	0,6	2,3
Bulgaria	455	357	426	119,3	93,6	913	665	1.034	155,5	113,3	0,4	2,4
Montenegro	836	1.016	832	81,9	99,5	2.059	2.200	2.679	121,8	130,1	1,1	3,2
Czech Republic	775	881	1.397	158,6	180,3	1.420	2.213	3.092	139,7	217,7	1,3	2,2
Denmark	233	547	254	46,4	109,0	577	1.270	518	40,8	89,8	0,2	2,0
Estonia	145	109	74	67,9	51,0	184	212	145	68,4	78,8	0,1	2,0
Finland	196	212	161	75,9	82,1	492	382	394	103,1	80,1	0,2	2,4
France	1.624	1.803	2.913	161,6	179,4	3.539	7.200	12.180	169,2	344,2	5,2	4,2
Greece	2.318	550	1.320	240,0	56,9	3.190	1.088	2.858	262,7	89,6	1,2	2,2
Netherlands	1.146	1.551	1.438	92,7	125,5	2.419	2.992	3.042	101,7	125,8	1,3	2,1
Croatia	6.490	4.981	6.245	125,4	96,2	11.999	9.720	13.157	135,4	109,7	5,6	2,1
Ireland	229	363	350	96,4	152,8	703	795	1.113	140,0	158,3	0,5	3,2
Iceland	49	29	112	386,2	228,6	103	78	289	370,5	280,6	0,1	2,6
Italy	8.052	5.091	9.872	193,9	122,6	17.226	12.623	24.610	195,0	142,9	10,5	2,5

* preliminary data

**data for the previous period are revised

(continued on next page)

(continued)

	Arrivals					Nights					VIII 2015	
	VIII 2014	VII 2015**	VIII 2015*	Indices VIII 2015 VII 2015	Indices VIII 2015 VIII 2014	VIII 2014	VII 2015**	VIII 2015*	Indices VIII 2015 VII 2015	Indices VIII 2015 VIII 2014	Structure of nights %	Average number of nights by arrivals
Cyprus	45	98	27	27,6	60,0	101	172	70	40,7	69,3	0,0	2,6
Latvia	18	162	190	117,3	1.055,6	31	701	548	78,2	1767,7	0,2	2,9
Lithuania	250	378	309	81,7	123,6	394	556	634	114,0	160,9	0,3	2,1
Luxembourg	57	29	74	255,2	129,8	107	41	153	373,2	143,0	0,1	2,1
Hungary	1.223	1.267	1.747	137,9	142,8	2.720	2.917	5.028	172,4	184,9	2,2	2,9
FYR of Macedonia	420	390	458	117,4	109,0	1.047	733	884	120,6	84,4	0,4	1,9
Malta	325	111	338	304,5	104,0	2.041	453	2.091	461,6	102,4	0,9	6,2
Norway	471	875	542	61,9	115,1	974	1.970	1.209	61,4	124,1	0,5	2,2
Germany	3.589	2.517	3.746	148,8	104,4	7.942	5.121	7.915	154,6	99,7	3,4	2,1
Poland	6.227	8.018	7.237	90,3	116,2	11.760	21.258	19.540	91,9	166,2	8,4	2,7
Portugal	183	165	192	116,4	104,9	311	229	342	149,3	110,0	0,1	1,8
Romania	277	301	779	258,8	281,2	649	508	1.832	360,6	282,3	0,8	2,4
Russian Federation	390	347	443	127,7	113,6	1.269	718	1.403	195,4	110,6	0,6	3,2
Slovakia	426	401	510	127,2	119,7	794	622	1.219	196,0	153,5	0,5	2,4
Slovenia	4.222	3.417	5.271	154,3	124,8	8.301	8.317	11.410	137,2	137,5	4,9	2,2
Serbia	4.799	5.521	5.921	107,2	123,4	10.337	10.256	15.609	152,2	151,0	6,7	2,6
Spain	1.980	1.549	2.575	166,2	130,1	2.827	2.680	4.886	182,3	172,8	2,1	1,9
Switzerland (including Liechtenstein)	907	1.375	943	68,6	104,0	1.904	2.799	1.802	64,4	94,6	0,8	1,9
Sweden	963	1.904	1.063	55,8	110,4	2.246	5.660	2.199	38,9	97,9	0,9	2,1
Turkey	6.919	8.673	9.327	107,5	134,8	10.779	13.298	13.162	99,0	122,1	5,6	1,4
United Kingdom	1.025	1.158	1.321	114,1	128,9	2.240	2.339	2.834	121,2	126,5	1,2	2,1
Ukraine	90	135	155	114,8	172,2	170	228	506	221,9	297,6	0,2	3,3
Other European countries	178	307	427	139,1	239,9	469	753	1.451	192,7	309,4	0,6	3,4
Egypt	53	79	156	197,5	294,3	248	111	558	502,7	225,0	0,2	3,6
South Africa	12	27	62	229,6	516,7	54	102	349	342,2	646,3	0,1	5,6
Other African countries	123	184	413	224,5	335,8	486	453	1.620	357,6	333,3	0,7	3,9
Canada	494	547	506	92,5	102,4	1169	1.109	995	89,7	85,1	0,4	2,0
USA	1.381	2386	1.972	82,6	142,8	3000	5.142	4.283	83,3	142,8	1,8	2,2
Other Northern American countries	27	140	136	97,1	503,7	66	259	244	94,2	369,7	0,1	1,8
Brazil	459	272	333	122,4	72,5	692	522	756	144,8	109,2	0,3	2,3
Other Southern and Central American countries	379	397	629	158,4	166,0	572	594	1.188	200,0	207,7	0,5	1,9
India	65	132	138	104,5	212,3	185	197	490	248,7	264,9	0,2	3,6
Iran	36	26	52	200,0	144,4	40	48	169	352,1	422,5	0,1	3,3
Israel	474	684	519	75,9	109,5	730	1.007	1.307	129,8	179,0	0,6	2,5
Japan	264	544	666	122,4	252,3	392	878	1.259	143,4	321,2	0,5	1,9
China	993	741	614	82,9	61,8	1701	865	991	114,6	58,3	0,4	1,6
Republic of Korea	2.430	2704	3.075	113,7	126,5	2749	3.170	3.568	112,6	129,8	1,5	1,2
Kuwait	2.801	1695	3.086	182,1	110,2	10043	5.020	11.173	222,6	111,3	4,8	3,6
Saudi Arabia	1.664	1834	2.764	150,7	166,1	4512	4.255	6.796	159,7	150,6	2,9	2,5
Other Asian countries	3.328	3924	7.915	201,7	237,8	10983	10.410	26.300	252,6	239,5	11,3	3,3
Australia	1.371	1318	1.273	96,6	92,9	2436	2.195	2.427	110,6	99,6	1,0	1,9
New Zealand	82	110	123	111,8	150,0	181	195	195	100,0	107,7	0,1	1,6
Other countries of Oceania	31	47	49	104,3	158,1	66	69	65	94,2	98,5	0,0	1,3

* preliminary data

**data for the previous period are revised

Tourist arrivals and nights by country of residence, August 2015

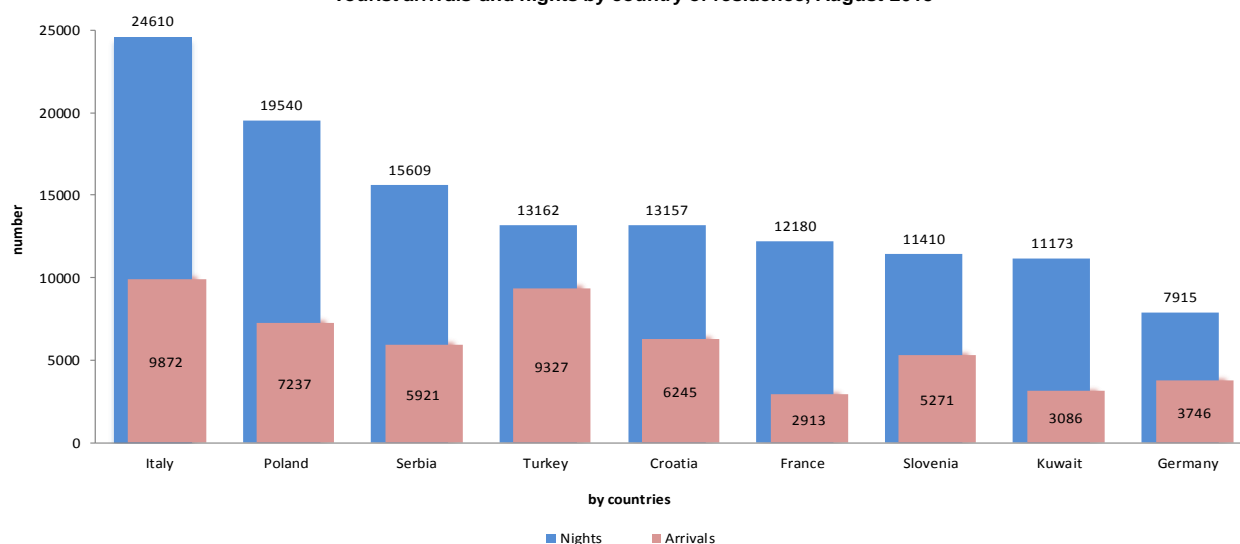


Table 3: Tourist arrivals and nights according to the classification of activities ¹⁾

	Arrivals					Nights					VIII 2015
	VIII 2014	VII 2015**	VIII 2015*	Indices VIII 2015 VII 2015	Indices VIII 2015 VIII 2014	VIII 2014	VII 2015**	VIII 2015*	Indices VIII 2015 VII 2015	Indices VIII 2015 VIII 2014	Structure of nights %
TOTAL	102.823	103.743	124.053	119,6	120,6	224.068	232.371	302.211	130,1	134,9	100,0
Hotels and similar accommodation	76.330	95.091	113.685	119,6	148,9	173.982	214.108	277.642	129,7	159,6	91,9
Holiday and other short-stay accommodation	6.489	4.116	5.757	139,9	88,7	15.620	7.905	13.633	172,5	87,3	4,5
Camps and camping grounds	17.458	2.868	2.936	102,4	16,8	29.572	4.169	4.541	108,9	15,4	1,5
Other accommodation	2.546	1.668	1.675	100,4	65,8	4.894	6.189	6.395	103,3	130,7	2,1
DOMESTIC TOURISTS	26.139	26.386	27.251	103,3	104,3	64.075	66.357	68.750	103,6	107,3	22,7
Hotels and similar accommodation	16.059	23.860	24.760	103,8	154,2	46.724	59.459	61.382	103,2	131,4	20,3
Holiday and other short-stay accommodation	3.214	884	1.244	140,7	38,7	7.140	1.488	2.170	145,8	30,4	0,7
Camps and camping grounds	5.796	644	362	56,2	6,2	8.512	723	416	57,5	4,9	0,1
Other accommodation	1.070	998	885	88,7	82,7	1.699	4.687	4.782	102,0	281,5	1,6
FOREIGN TOURISTS	76.684	77.357	96.802	125,1	126,2	159.993	166.014	233.461	140,6	145,9	77,3
Hotels and similar accommodation	60.271	71.231	88.925	124,8	147,5	127.258	154.649	216.260	139,8	169,9	71,6
Holiday and other short-stay accommodation	3.275	3.232	4.513	139,6	137,8	8.480	6.417	11.463	178,6	135,2	3,8
Camps and camping grounds	11.662	2.224	2.574	115,7	22,1	21.060	3.446	4.125	119,7	19,6	1,4
Other accommodation	1.476	670	790	117,9	53,5	3.195	1.502	1.613	107,4	50,5	0,5

* preliminary data

**data for the previous period are revised

1) The Classification of Economic Activities of BiH 2010

NOTES ON METHODOLOGY

The purpose of the statistical survey

The purpose of the statistical survey is to monitor the tourist activity realised in commercial accommodation establishments and to provide internationally comparable BiH's statistics of tourism in accordance with current EU Regulations for the tourism statistics.

Observation units

Observation units are all business entities /legal units which are, by the main activity, registered in accommodation activity (division 55 - KD BiH 2010), persons as well as households that rent accommodation establishments to tourists. For the purpose of the survey, Classification of Activities in Bosnia and Herzegovina - KD BiH 2010 was used, and it is fully compliant with the European Classification of Economic Activities - NACE Rev. 2.

Coverage

Reporting units are all business entities (enterprises, entrepreneurs, institutions, associations etc.) and parts thereof engaged in providing accommodation services in tourism registered according to the CA BiH 2010 under section : 55.1 (hotels and similar accommodation), 55.2 (holiday and other short - stay accommodation), 55.3 (camps and camping grounds), 55.9 (other accommodation), health institutions for their facilities in which persons stay for medical rehabilitation (costs are on persons themselves), business entities and parts thereof engaged in tourist stay in rural households, houses, camps, apartments and rooms directly rented by private persons/households.

Survey covers the entire territory of Bosnia and Herzegovina.

Source and methods of data collection

Data on turnover of tourists (number of tourist arrivals and tourist nights) are collected from regular monthly report (TU-11 form). Reports are usually made on the basis of reception records in guest books, entities and their parts engaged in organising and arranging of tourists.

Definitions

Tourism means the activity of visitors taking a trip to a main destination outside their usual environment for less than a year, for leisure, business or other personal purpose other than to be employed by a resident entity in the place visited.

Tourist is every person who, outside his place of permanent residence, spends one night in a hotel or some other accommodation facility for reasons of rest, recreation, health, study, sport, religion, family, business, public tasks or meeting.

Residence is a place where a person came with the intention of permanent stay. Tourist is registered in every place or establishment where he stays and, therefore, in case he/she changes the place or establishment, he/she must register again, which results in data ambiguity. Consequently, the statistics register the number of tourist arrivals and not the number of tourists.

Domestic tourist is a person with permanent residence in the BiH who spends at least one night in a hotel or same other accommodation establishment outside their place or residence.

Foreign tourist is every person with permanent residence outside in BiH who temporarily resides in BiH and who spends at least one night in a hotel or same other accommodation establishment.

Symbols

- no occurrence

0,0 value not zero but less than 0,05 unit of measure used

Published and printed by the Agency for Statistics of the Bosnia and Herzegovina, 71000 Sarajevo, Zelenih beretki 26

Phone: +387 (33) 911 911 · Telefax: +387 (33) 220 622
E-mail : bhas@bhas.ba · Web site: <http://www.bhas.ba>

Person responsible: Fadil Fatić, Deputy Director

Prepared by: Azra Demirović

First Release data are also published on the Internet
