



Users are kindly requested to mention the data source

GODINA IX

SARAJEVO, 20.11.2015.

BROJ 9

TOURISM STATISTICS

Tourism in BiH, September 2015

In September 2015 tourists realised 112.401 tourist arrivals in Bosnia and Hercegovina which represent the decrease by 9.4% as compared to August 2015 and increase by 15.3% as compared to September 2014.

Tourists realised 226.907 tourist nights which represent the decrease by 24.9% as compared to August 2015 and increase by 18.3% as compared to September 2014. Domestic tourists share of total number of overnight stays was 30.4% and foreign tourists share was 69.6%.

The number of domestic tourist nights increased by 0.3% as compared to August 2015 and increased by 1.7% as compared to September 2014. Foreign tourist nights were decreased by 32.4% as compared to August 2015 and increased by 27.4% as compared to September 2014.

According to the type of accommodation facility the highest number of nights was recorded in Hotels and similar accommodation with share of 93.4%.

Concerning the structure of foreign tourist nights in September 2015, the most of them (60.2%) of them were realised by tourists from: Turkey (9.7%), Italy (7.5%), Poland (7.3%), Croatia (6.9%), Serbia (6.1%), France (5.8%), Slovenia (4.7%) and Germany (4.5%). Tourists from other countries realised 39.8% of tourist nights.

Regarding the average detention of foreign tourist stays in our country on the first place comes: Malta with average stay by 8.9 nights, Luxembourg 3.7 nights, Ireland 3.6 nights, South Africa with 3.3 nights, Kuwait 3.2 nights, Cyprus and Latvia by 3.1 nights and France with 2.9 nights.

Tourist nights by months, September 2014 - September 2015

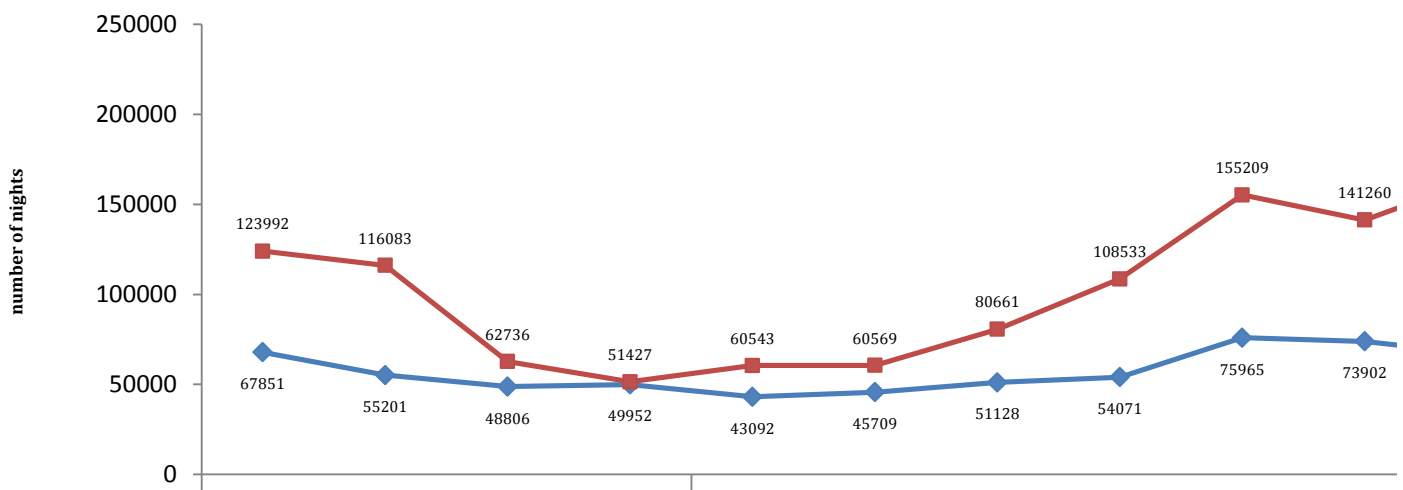
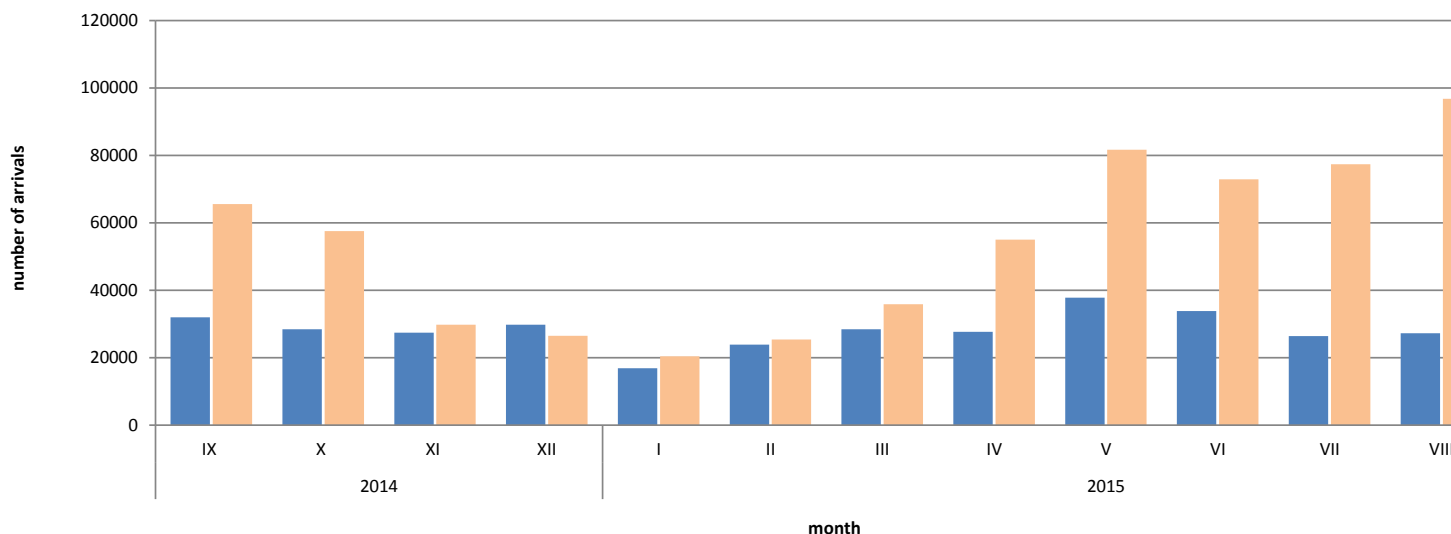


Table 1: Tourist arrivals and nights

	Arrivals					Nights					IX 2015	
	IX 2014	VIII 2015	IX2015	Indices IX 2015 VIII 2015	Indices IX 2015 IX 2014	IX 2014	VIII 2015	IX 2015	Indices IX 2015 VIII 2015	Indices IX 2015 IX 2014	Structure of nights %	Average number of nights by arrivals
TOTAL	97.494	124.053	112.401	90,6	115,3	191.843	302.211	226.907	75,1	118,3	100,0	2,0
Domestic	31.970	27.251	31.895	117,0	99,8	67.851	68.750	68.983	100,3	101,7	30,4	2,2
Foreign	65.524	96.802	80.506	83,2	122,9	123.992	233.461	157.924	67,6	127,4	69,6	2,0

Tourist arrivals by months, September 2014 - September 2015

Table 2: Tourist arrivals and nights by country of residence

	Arrivals					Nights					IX 2015	
	IX 2014	VIII 2015	IX 2015	Indices IX 2015 VIII 2015	Indices IX 2015 IX 2014	IX 2014	VIII 2015	IX 2015	Indices IX 2015 VIII 2015	Indices IX 2015 IX 2014	Structure of nights %	Average number of nights by arrivals
TOTAL	65524	96.802	80.506	83,2	122,9	123.992	233.461	157.924	67,6	127,4	100,0	2,0
Albania	187	194	225	116,0	120,3	494	565	423	74,9	85,6	0,3	1,9
Austria	2094	2477	1.972	79,6	94,2	4.083	4819	3514	72,9	86,1	2,2	1,8
Belgium	787	661	584	88,4	74,2	1.529	1506	1354	89,9	88,6	0,9	2,3
Bulgaria	479	426	1.379	323,7	287,9	746	1034	2262	218,8	303,2	1,4	1,6
Montenegro	1139	832	1.018	122,4	89,4	2.698	2679	2244	83,8	83,2	1,4	2,2
Czech Republic	373	1397	495	35,4	132,7	894	3092	1183	38,3	132,3	0,7	2,4
Denmark	287	254	672	264,6	234,1	764	518	1534	296,1	200,8	1,0	2,3
Estonia	31	74	33	44,6	106,5	46	145	59	40,7	128,3	0,0	1,8
Finland	190	161	260	161,5	136,8	372	394	529	134,3	142,2	0,3	2,0
France	2059	2913	3.229	110,8	156,8	4.868	12180	9221	75,7	189,4	5,8	2,9
Greece	923	1320	815	61,7	88,3	1.761	2858	1846	64,6	104,8	1,2	2,3
Netherlands	896	1438	930	64,7	103,8	1.659	3042	1957	64,3	118,0	1,2	2,1
Croatia	5828	6245	6.137	98,3	105,3	10.482	13157	10940	83,1	104,4	6,9	1,8
Ireland	204	350	360	102,9	176,5	737	1113	1284	115,4	174,2	0,8	3,6
Iceland	137	112	11	9,8	8,0	297	289	18	6,2	6,1	0,0	1,6
Italy	4217	9872	5.251	53,2	124,5	8.895	24610	11771	47,8	132,3	7,5	2,2

(continued on next page)

(continued)

	Arrivals					Nights					IX 2015	
	IX 2014	VIII 2015	IX 2015	Indices	Indices	IX 2014	VIII 2015	IX 2015	Indices	Indices	Structure of nights %	Average number of nights by arrivals
				IX 2015	IX 2014				IX 2015	IX 2014		
Cyprus	70	27	117	433,3	167,1	183	70	368	525,7	201,1	0,2	3,1
Latvia	29	190	92	48,4	317,2	58	548	282	51,5	486,2	0,2	3,1
Lithuania	239	309	129	41,7	54,0	305	634	240	37,9	78,7	0,2	1,9
Luxembourg	12	74	16	21,6	133,3	23	153	59	38,6	256,5	0,0	3,7
Hungary	790	1747	984	56,3	124,6	1.574	5028	1946	38,7	123,6	1,2	2,0
FYR of Macedonia	653	458	604	131,9	92,5	1.164	884	1156	130,8	99,3	0,7	1,9
Malta	156	338	138	40,8	88,5	1.344	2091	1223	58,5	91,0	0,8	8,9
Norway	524	542	501	92,4	95,6	1.068	1209	1088	90,0	101,9	0,7	2,2
Germany	3507	3746	3.871	103,3	110,4	6.867	7915	7166	90,5	104,4	4,5	1,9
Poland	3701	7237	6.192	85,6	167,3	6.535	19540	11503	58,9	176,0	7,3	1,9
Portugal	126	192	190	99,0	150,8	351	342	370	108,2	105,4	0,2	1,9
Romania	272	779	352	45,2	129,4	688	1832	730	39,8	106,1	0,5	2,1
Russian Federation	525	443	399	90,1	76,0	1.241	1403	918	65,4	74,0	0,6	2,3
Slovakia	194	510	261	51,2	134,5	287	1219	693	56,8	241,5	0,4	2,7
Slovenia	4322	5271	4.239	80,4	98,1	6.865	11410	7389	64,8	107,6	4,7	1,7
Serbia	6176	5921	5.032	85,0	81,5	11.996	15609	9649	61,8	80,4	6,1	1,9
Spain	1426	2575	1.735	67,4	121,7	1.821	4886	2718	55,6	149,3	1,7	1,6
Switzerland (including Liechtenstein)	773	943	746	79,1	96,5	1.752	1802	1387	77,0	79,2	0,9	1,9
Sweden	970	1063	765	72,0	78,9	1.841	2199	1647	74,9	89,5	1,0	2,2
Turkey	5595	9327	9.195	98,6	164,3	8.090	13162	15382	116,9	190,1	9,7	1,7
United Kingdom	1181	1321	1.264	95,7	107,0	2.183	2834	2554	90,1	117,0	1,6	2,0
Ukraine	60	155	91	58,7	151,7	106	506	219	43,3	206,6	0,1	2,4
Other European countries	197	427	233	54,6	118,3	398	1451	462	31,8	116,1	0,3	2,0
Egypt	34	156	43	27,6	126,5	124	558	92	16,5	74,2	0,1	2,1
South Africa	23	62	19	30,6	82,6	59	349	62	17,8	105,1	0,0	3,3
Other African countries	52	413	103	24,9	198,1	193	1620	240	14,8	124,4	0,2	2,3
Canada	708	506	735	145,3	103,8	1.192	995	1251	125,7	104,9	0,8	1,7
USA	2287	1972	2.657	134,7	116,2	4.211	4283	4725	110,3	112,2	3,0	1,8
Other Northern American	66	136	38	27,9	57,6	114	244	64	26,2	56,1	0,0	1,7
Brazil	684	333	751	225,5	109,8	1.181	756	1198	158,5	101,4	0,8	1,6
Other Southern and Central American	406	629	595	94,6	146,6	668	1188	1027	86,4	153,7	0,7	1,7
India	33	138	87	63,0	263,6	157	490	172	35,1	109,6	0,1	2,0
Iran	17	52	32	61,5	188,2	21	169	75	44,4	357,1	0,0	2,3
Israel	289	519	308	59,3	106,6	398	1307	648	49,6	162,8	0,4	2,1
Japan	531	666	988	148,3	186,1	720	1259	1414	112,3	196,4	0,9	1,4
China	691	614	1.497	243,8	216,6	1.019	991	2072	209,1	203,3	1,3	1,4
Republic of Korea:	2951	3075	2.986	97,1	101,2	3.346	3568	3260	91,4	97,4	2,1	1,1
Kuwait	1080	3086	1.448	46,9	134,1	4.022	11173	4594	41,1	114,2	2,9	3,2
Saudi Arabia	933	2764	1.551	56,1	166,2	1.945	6796	3506	51,6	180,3	2,2	2,3
Other Asian countries	1943	7915	4.732	59,8	243,5	5.192	26300	12025	45,7	231,6	7,6	2,5
Australia	1308	1273	1.271	99,8	97,2	2.059	2427	1969	81,1	95,6	1,2	1,5
New Zealand	133	123	111	90,2	83,5	249	195	188	96,4	75,5	0,1	1,7
Other countries of Oceania	26	49	37	75,5	142,3	57	65	54	83,1	94,7	0,0	1,5

* preliminary data

** data for the previous period are revised

Tourist arrivals and nights by country of residence, September 2015

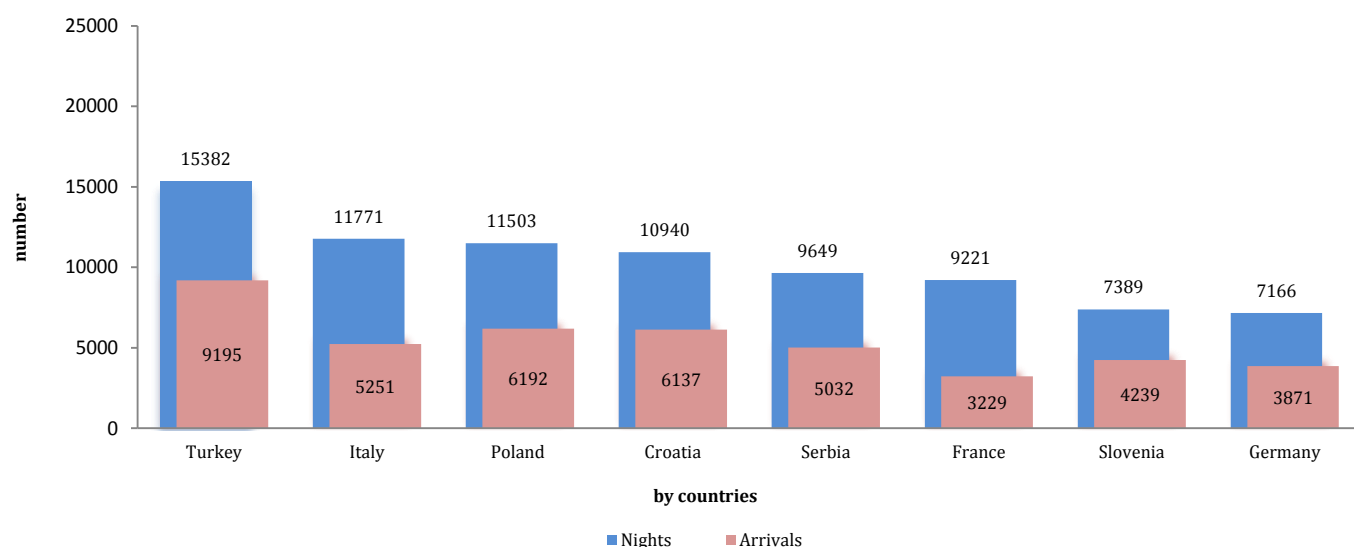


Table 3: Tourist arrivals and nights according to the classification of activities 1)

	Arrivals					Nights					IX 2015
	IX 2014	VIII 2015	IX 2015	Indices IX 2015 VIII 2015	Indices IX 2015 IX 2014	IX 2014	VIII 2015	IX 2015	Indices IX 2015 VIII 2015	Indices IX 2015 IX 2014	Structure of nights %
TOTAL	97.494	124.053	112.401	90,6	115,3	191.843	302.211	226.907	75,1	118,3	100,0
Hotels and similar accommodation	92.695	113.685	106.847	94,0	115,3	179.761	277.642	212.025	76,4	117,9	93,4
Holiday and other short-stay accommodation	2.382	5.757	3.393	58,9	142,4	4.775	13.633	7.590	55,7	159,0	3,3
Camps and camping grounds	1.362	2.936	765	26,1	56,2	1.997	4.541	1.156	25,5	57,9	0,5
Other accommodation	1.055	1.675	1.396	83,3	132,3	5.310	6.395	6.136	95,9	115,6	2,7
DOMESTIC TOURISTS	31.970	27.251	31.895	117,0	99,8	67.851	68.750	68.983	100,3	101,7	30,4
Hotels and similar accommodation	30.340	24.760	30.029	121,3	99,0	62.419	61.382	62.806	102,3	100,6	27,7
Holiday and other short-stay accommodation	758	1.244	910	73,2	120,1	1.007	2.170	1.438	66,3	142,8	0,6
Camps and camping grounds	124	362	90	24,9	72,6	131	416	107	25,7	81,7	0,0
Other accommodation	748	885	866	97,9	115,8	4.294	4.782	4.632	96,9	107,9	2,0
FOREIGN TOURISTS	65.524	96.802	80.506	83,2	122,9	123.992	233.461	157.924	67,6	127,4	69,6
Hotels and similar accommodation	62.355	88.925	76.818	86,4	123,2	117.342	216.260	149.219	69,0	127,2	65,8
Holiday and other short-stay accommodation	1.624	4.513	2.483	55,0	152,9	3.768	11.463	6.152	53,7	163,3	2,7
Camps and camping grounds	1.238	2.574	675	26,2	54,5	1.866	4.125	1.049	25,4	56,2	0,5
Other accommodation	307	790	530	67,1	172,6	1.016	1.613	1.504	93,2	148,0	0,7

* preliminary data

** data for the previous period are revised

1) The Classification of Economic Activities of BiH 2010

NOTES ON METHODOLOGY

The purpose of the statistical survey

The purpose of the statistical survey is to monitor the tourist activity realised in commercial accommodation establishments and to provide internationally comparable BiH's statistics of tourism in accordance with current EU Regulations for the tourism statistics.

Observation units

Observation units are all business entities /legal units which are, by the main activity, registered in accommodation activity (division 55 - KD BiH 2010), persons as well as households that rent accommodation establishments to tourists. For the purpose of the survey, Classification of Activities in Bosnia and Herzegovina - KD BiH 2010 was used, and it is fully compliant with the European Classification of Economic Activities - NACE Rev. 2.

Coverage

Reporting units are all business entities (enterprises, entrepreneurs, institutions, associations etc.) and parts thereof engaged in providing accommodation services in tourism registered according to the CA BiH 2010 under section : 55.1 (hotels and similar accommodation), 55.2 (holiday and other short - stay accommodation), 55.3 (camps and camping grounds), 55.9 (other accommodation), health institutions for their facilities in which persons stay for medical rehabilitation (costs are on persons themselves), business entities and parts thereof engaged in tourist stay in rural households, houses, camps, apartments and rooms directly rented by private persons/households. Survey covers the entire territory of Bosnia and Herzegovina.

Source and methods of data collection

Data on turnover of tourists (number of tourist arrivals and tourist nights) are collected from regular monthly report (TU-11 form). Reports are usually made on the basis of reception records in guest books, entities and their parts engaged in organising and arranging of tourists.

Definitions

Tourism means the activity of visitors taking a trip to a main destination outside their usual environment for less than a year, for leisure, business or other personal purpose other than to be employed by a resident entity in the place visited.

Tourist is every person who, outside his place of permanent residence, spends one night in a hotel or some other accommodation facility for reasons of rest, recreation, health, study, sport, religion, family, business, public tasks or meeting.

Residence is a place where a person came with the intention of permanent stay. Tourist is registered in every place or establishment where he stays and, therefore, in case he/she changes the place or establishment, he/she must register again, which results in data ambiguity. Consequently, the statistics register the number of tourist arrivals and not the number of tourists.

Domestic tourist is a person with permanent residence in the BiH who spends at least one night in a hotel or some other accommodation establishment outside their place or residence.

Foreign tourist is every person with permanent residence outside in BiH who temporarily resides in BiH and who spends at least one night in a hotel or some other accommodation establishment.

Symbols

- no occurrence

0,0 value not zero but less than 0,05 unit of measure use

Published and printed by the Agency for Statistics of the Bosnia and Herzegovina, 71000 Sarajevo, Zelenih beretki 26

Phone: +387 (33) 911 911 · Telefax: +387 (33) 220 622
E-mail : bhas@bhas.ba · Web site: <http://www.bhas.ba>

Person responsible: Fadil Fatić, Deputy Director

Prepared by: Ms. Azra Demirović

First Release data are also published on the Internet
