



Users are kindly requested to mention the data source

YEAR IX

SARAJEVO, 20.08.2015.

NUMBER 6

## Tourism Statistics

*Cumulative data, January - June 2015*

In the period from January - June 2015 tourists realised 467.225 tourists arrivals which represent the increase by 25.2% and 949.430 overnight stays which is increase by 26.3% as compared to the same period of 2014.

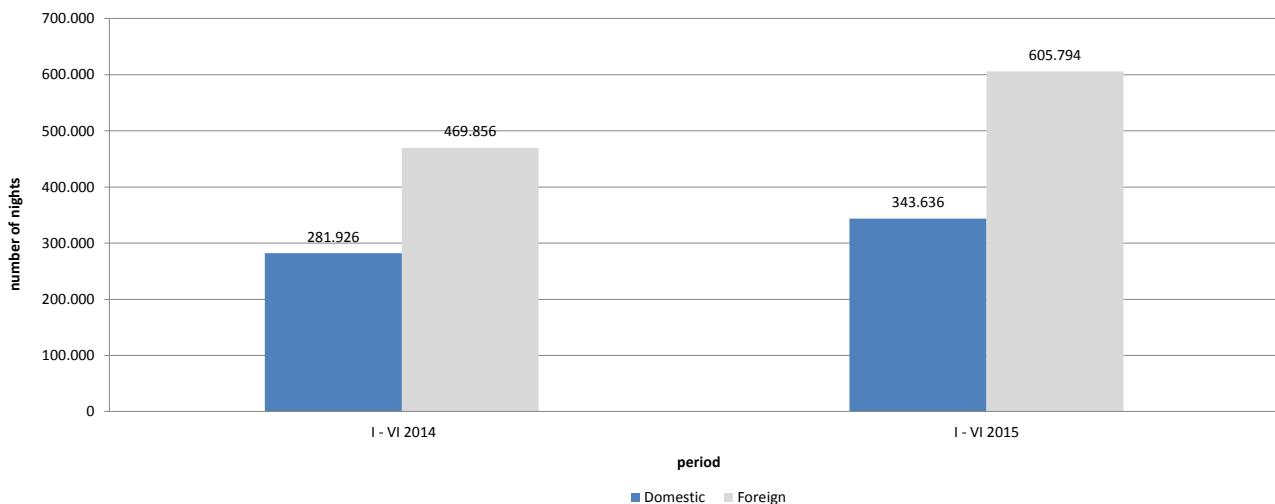
The number of domestic tourist nights increased by 21.9% and foreign tourist increased by 28.9% as compared to the same period of 2014. Domestic tourists share of total number of overnight stays was 36.2% and foreign tourists share was 63.8%.

According to the type of accommodation facility the highest number of nights was recorded in Hotels and similar accommodation with share of 93.4%.

Concerning the structure of foreign tourist nights in first six months of 2015, the most of them 58.4% were realised by tourists from Croatia (16.7%), Serbia (12.1%), Turkey (9.6%), Italy (9.4%) and Slovenia (6.6%). Tourists from other countries realised 41.6% of tourist nights.

Regarding the average detention of foreign tourist stays in our country, on the first place comes South Africa with average stay by 3.4 nights, Kuwait with 3.2 nights, Egypt with 2.8 nights, France, Iran and Ireland by 2.7 nights and Latvia with 2.6 nights.

Tourist nights, January - June 2014 and 2015



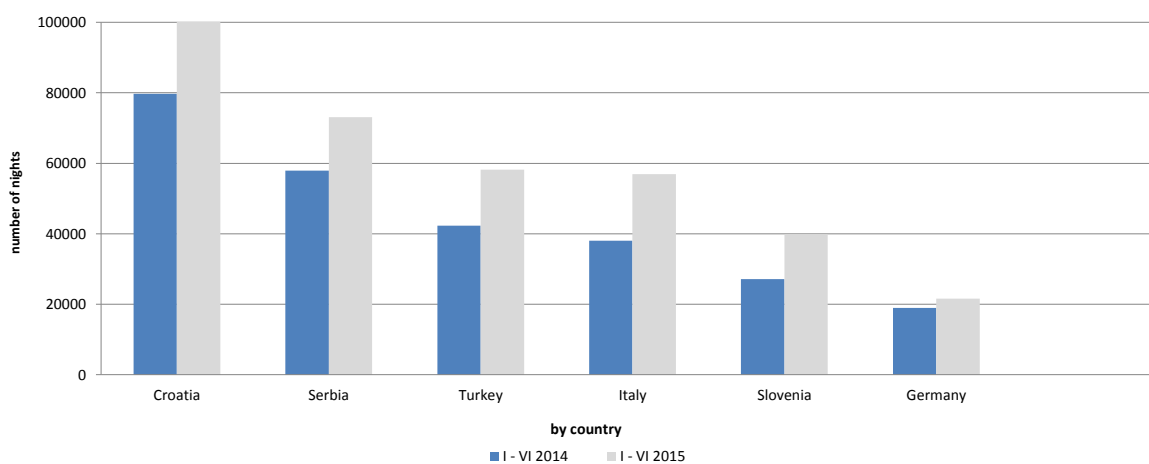
**Table1:Tourist arrivals and nights**

	Arrivals			Nights			I - VI 2015	
	I-VI 2014**	I-VI 2015*	Indices I-VI 2015 I-VI 2014	I-VI 2014**	I-VI 2015*	Indices I-VI 2015 I-VI 2014	Structure of nights %	Average number of nights by arrivals
<b>TOTAL</b>	<b>373.249</b>	<b>467.225</b>	<b>125,2</b>	<b>751.782</b>	<b>949.430</b>	<b>126,3</b>	<b>100,0</b>	<b>2,0</b>
Domestic tourists	144.581	171.648	118,7	281.926	343.636	121,9	36,2	2,0
Foreign tourists	228.668	295.577	129,3	469.856	605.794	128,9	63,8	2,0

\* preliminary data

\*\*data for the previous period are revised

**Foreign tourist night by country of residence January - June 2014 and 2015**



**Table 2:Tourist arrivals and nights by country of residence**

	Arrivals			Nights			I - VI 2015	
	I-VI 2014**	I-VI 2015*	Indices I-VI 2015 I-VI 2014	I-VI 2014**	I-VI 2015*	Indices I-VI 2015 I-VI 2014	Structure of nights %	Average number of nights by arrivals
<b>TOTAL</b>	<b>228.668</b>	<b>295.577</b>	<b>129,3</b>	<b>469.856</b>	<b>605.794</b>	<b>128,9</b>	<b>100,0</b>	<b>2,0</b>
Albania	1.452	1.335	91,9	2.428	2.520	103,8	0,4	1,9
Austria	8.419	8.439	100,2	14.757	14.880	100,8	2,5	1,8
Belgium	1.215	1.370	112,8	2.691	3.100	115,2	0,5	2,3
Bulgaria	2.626	3.058	116,5	4.259	4.287	100,7	0,7	1,4
Montenegro	4.344	4.842	111,5	9.573	11.551	120,7	1,9	2,4
Czech Republic	1.328	1.713	129,0	2.517	3.053	121,3	0,5	1,8
Denmark	852	1.051	123,4	2.304	2.404	104,3	0,4	2,3
Estonia	144	77	53,5	330	182	55,2	0,0	2,4
Finland	716	853	119,1	1.120	1.705	152,2	0,3	2,0
France	4.905	6.342	129,3	11.785	17.309	146,9	2,9	2,7
Greece	2.395	2.373	99,1	4.569	4.506	98,6	0,7	1,9
Netherlands	3.194	3.499	109,5	9.085	7.937	87,4	1,3	2,3
Croatia	34.727	45.216	130,2	79.736	101.450	127,2	16,7	2,2
Ireland	771	1.545	200,4	2.271	4.095	180,3	0,7	2,7

(continued on next page)

(continued)

	Arrivals			Nights			I - VI 2015	
	I-VI 2014**	I-VI 2015*	Indices I-VI 2015 I-VI 2014	I-VI 2014**	I-VI 2015*	Indices I-VI 2015 I-VI 2014	Structure of nights %	Average number of nights by arrivals
Iceland	128	41	32,0	297	101	34,0	0,0	2,5
Italy	16842	22.746	135,1	37.991	56.935	149,9	9,4	2,5
Cyprus	368	133	36,1	931	270	29,0	0,0	2,0
Latvia	135	268	198,5	242	700	289,3	0,1	2,6
Lithuania	568	488	85,9	976	828	84,8	0,1	1,7
Luxembourg	143	96	67,1	271	184	67,9	0,0	1,9
Hungary	2418	3138	129,8	3.915	5.837	149,1	1,0	1,9
FYR of Macedonia	2623	3.587	136,8	5.272	6.303	119,6	1,0	1,8
Malta	36	95	263,9	61	168	275,4	0,0	1,8
Norway	1749	1.520	86,9	3.581	3.598	100,5	0,6	2,4
Germany	9002	10.488	116,5	18.996	21.568	113,5	3,6	2,1
Poland	6716	8.413	125,3	11.743	15.985	136,1	2,6	1,9
Portugal	418	329	78,7	964	599	62,1	0,1	1,8
Romania	967	1.194	123,5	2.299	2.513	109,3	0,4	2,1
Russian Federation	1566	1629	104,0	4644	3.610	77,7	0,6	2,2
Slovakia	863	1.069	123,9	1.511	1.998	132,2	0,3	1,9
Slovenia	16266	21.499	132,2	27.176	39.786	146,4	6,6	1,9
Serbia	26759	34.448	128,7	57.920	73.053	126,1	12,1	2,1
Spain	2497	2.396	96,0	5.518	5.224	94,7	0,9	2,2
Switzerland (including Liechtenstein)	2258	2.860	126,7	4.774	5.858	122,7	1,0	2,0
Sweden	2972	2.717	91,4	6.644	6.381	96,0	1,1	2,3
Turkey	22086	32.390	146,7	42.309	58.150	137,4	9,6	1,8
United Kingdom	3965	3.838	96,8	8.966	8.935	99,7	1,5	2,3
Ukraine	282	512	181,6	609	1.099	180,5	0,2	2,1
Other European countries	803	1.311	163,3	2.283	3.314	145,2	0,5	2,5
Egypt	265	214	80,8	703	602	85,6	0,1	2,8
South Africa	115	111	96,5	182	377	207,1	0,1	3,4
Other African countries	305	393	128,9	724	889	122,8	0,1	2,3
Canada	1172	1.436	122,5	2.223	2.741	123,3	0,5	1,9
USA	6033	8.194	135,8	14.974	17.709	118,3	2,9	2,2
Other Northern American countries	144	228	158,3	354	391	110,5	0,1	1,7
Brazil	775	1.421	183,4	1.400	2.774	198,1	0,5	2,0
Other Southern and Central American countries	660	1.015	153,8	1.438	2.074	144,2	0,3	2,0
India	158	313	198,1	494	773	156,5	0,1	2,5
Iran	64	225	351,6	169	610	360,9	0,1	2,7
Israel	506	927	183,2	940	1.723	183,3	0,3	1,9
Japan	2156	2.767	128,3	3.325	3.724	112,0	0,6	1,3
China	2519	4.148	164,7	3.591	5.149	143,4	0,8	1,2
Republic of Korea	13649	15.885	116,4	14.883	17.702	118,9	2,9	1,1
Kuwait	2509	3.887	154,9	9.018	12.270	136,1	2,0	3,2
Saudi Arabia	1469	2.039	138,8	3.313	4.734	142,9	0,8	2,3
Other Asian countries	4192	10.749	256,4	10.293	24.682	239,8	4,1	2,3
Australia	2043	2.243	109,8	3.775	3.991	105,7	0,7	1,8
New Zealand	277	290	104,7	428	551	128,7	0,1	1,9
Other countries of Oceania	139	174	125,2	311	352	113,2	0,1	2,0

\* preliminary data

\*\*data for the previous period are revised

**Table 3: Tourist arrivals and nights according to the classification of activities 1)**

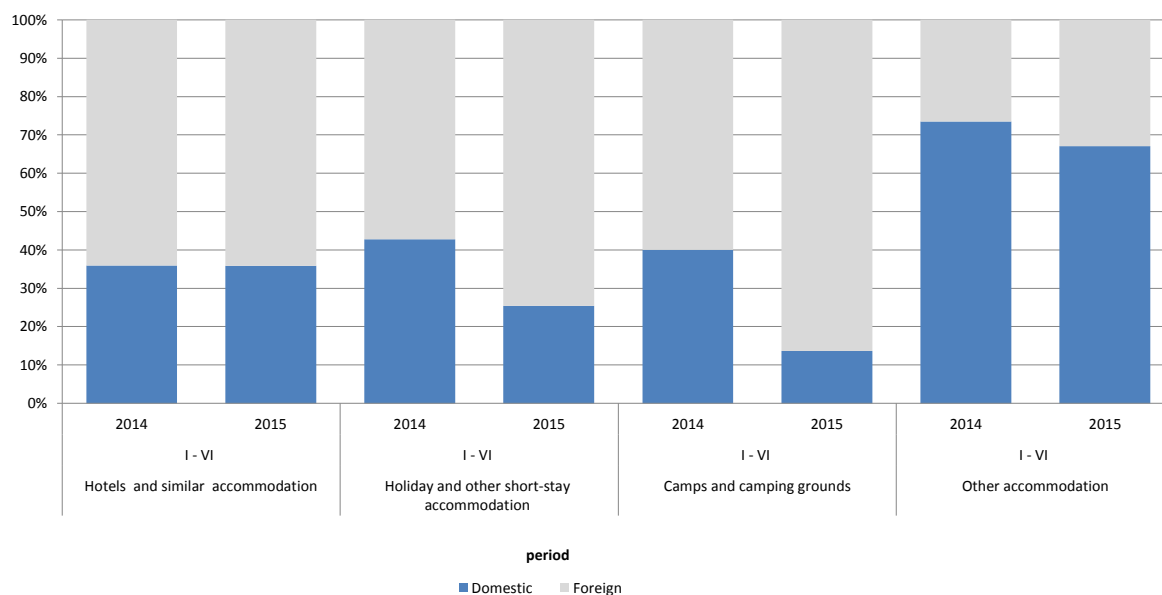
	Arrivals			Nights			I - VI 2015
	I-VI 2014**	I-VI 2015*	Indices $\frac{I-VI\ 2015}{I-VI\ 2014}$	I-VI 2014**	I-VI 2015*	Indices $\frac{I-VI\ 2015}{I-VI\ 2014}$	Structure of nights %
<b>TOTAL</b>	<b>373.249</b>	<b>467.225</b>	<b>125,2</b>	<b>751.782</b>	<b>949.430</b>	<b>126,3</b>	<b>100,0</b>
Hotels and similar accommodation	337.394	440.820	130,7	671.021	887.209	132,2	93,4
Holiday and other short-stay accommodation	13.181	15.979	121,2	29.910	32.359	108,2	3,4
Camps and camping grounds	17.599	3.846	21,9	27.541	5.412	19,7	0,6
Other accommodation	5.075	6.580	129,7	23.310	24.450	104,9	2,6
<b>DOMESTIC TOURISTS</b>	<b>144.581</b>	<b>171.648</b>	<b>118,7</b>	<b>281.926</b>	<b>343.636</b>	<b>121,9</b>	<b>36,2</b>
Hotels and similar accommodation	127.465	161.726	126,9	240.975	318.261	132,1	33,5
Holiday and other short-stay accommodation	6.487	5.215	80,4	12.785	8.236	64,4	0,9
Camps and camping grounds	7.200	616	8,6	11.034	737	6,7	0,1
Other accommodation	3.429	4.091	119,3	17.132	16.402	95,7	1,7
<b>FOREIGN TOURISTS</b>	<b>228.668</b>	<b>295.577</b>	<b>129,3</b>	<b>469.856</b>	<b>605.794</b>	<b>128,9</b>	<b>63,8</b>
Hotels and similar accommodation	209.929	279.094	132,9	430.046	568.948	132,3	59,9
Holiday and other short-stay accommodation	6.694	10.764	160,8	17.125	24.123	140,9	2,5
Camps and camping grounds	10.399	3.230	31,1	16.507	4.675	28,3	0,5
Other accommodation	1.646	2.489	151,2	6.178	8.048	130,3	0,8

\* preliminary data

\*\*data for the previous period are revised

1) The Classification of Economic Activities of BiH 2010

**Structure of tourist nights by types of accommodation facilities ,January - June 2014 and 2015**



## NOTES ON METHODOLOGY

### The purpose of the statistical survey

The purpose of the statistical survey is to monitor the tourist activity realised in commercial accommodation establishments and to provide internationally comparable BiH's statistics of tourism in accordance with current EU Regulations for the tourism statistics.

### Observation units

Observation units are all business entities /legal units which are, by the main activity, registered in accommodation activity (division 55 - KD BiH 2010), persons as well as households that rent accommodation establishments to tourists. For the purpose of the survey, Classification of Activities in Bosnia and Herzegovina - KD BiH 2010 was used, and it is fully compliant with the European Classification of Economic Activities - NACE Rev. 2.

### Coverage

Reporting units are all business entities (enterprises, entrepreneurs, institutions, associations etc.) and parts thereof engaged in providing accommodation services in tourism registered according to the CA BiH 2010 under section : 55.1 (hotels and similar accommodation), 55.2 (holiday and other short - stay accommodation), 55.3 (camps and camping grounds), 55.9 (other accommodation), health institutions for their facilities in which persons stay for medical rehabilitation (costs are on persons themselves), business entities and parts thereof engaged in tourist stay in rural households, houses, camps, apartments and rooms directly rented by private persons/households. Survey covers the entire territory of Bosnia and Herzegovina.

### Source and methods of data collection

Data on turnover of tourists (number of tourist arrivals and tourist nights) are collected from regular monthly report (TU-11 form). Reports are usually made on the basis of reception records in guest books, entities and their parts engaged in organising and arranging of tourists.

### Definitions

**Tourism** means the activity of visitors taking a trip to a main destination outside their usual environment for less than a year, for leisure, business or other personal purpose other than to be employed by a resident entity in the place visited.

**Tourist** is every person who, outside his place of permanent residence, spends one night in a hotel or some other accommodation facility for reasons of rest, recreation, health, study, sport, religion, family, business, public tasks or meeting.

**Residence** is a place where a person came with the intention of permanent stay. Tourist is registered in every place or establishment where he stays and, therefore, in case he/she changes the place or establishment, he/she must register again, which results in data ambiguity. Consequently, the statistics register the number of tourist arrivals and not the number of tourists.

**Domestic tourist** is a person with permanent residence in the BiH who spends at least one night in a hotel or some other accommodation establishment outside their place or residence.

**Foreign tourist** is every person with permanent residence outside in BiH who temporarily resides in BiH and who spends at least one night in a hotel or some other accommodation establishment.

### Symbols

- no occurrence

0,0 value not zero but less than 0,05 unit of measure used

---

Published and printed by the Agency for Statistics of the Bosnia and Herzegovina, 71000 Sarajevo, Zelenih beretki 26

Phone: +387 (33) 911 911 · Telefax: +387 (33) 220 622  
E-mail : bhas@bhas.ba · Web site: <http://www.bhas.ba>

Person responsible: Fadil Fatić, Deputy Director

Prepared by: Azra Demirović

First Release data are also published on the Internet

---