



FIRST RELEASE



Users are kindly requested to mention the data source

YEAR IX

SARAJEVO, 18.12.2015.

NUMBER 10

TOURISM STATISTICS

Cumulative data, January - October 2015

In the period from January - October 2015 tourists realised 905.767 tourists arrivals which represent the increase by 23.5% and 1.906.113 overnight stays which is increase by 27.2% as compared to the same period of 2014.

The number of domestic tourist nights increased by 16.8% and foreign tourist increased by 32.8% as compared to the same period of 2014. Domestic tourists share of total number of overnight stays was 32.1% and foreign tourists share was 67.9%.

According to the type of accommodation facility the highest number of nights was recorded in Hotels and similar accommodation with share of 93.0%.

Concerning the structure of foreign tourist nights in first ten months of 2015, the most of them (50,2%) were realised by tourists from Croatia (12.1%), Serbia (9.3%), Italy (8.9%), Turkey (8.6%), Slovenia (5.9%) and Poland (5.4%). Tourists from other countries realised 49,8% of tourist nights.

Regarding the average detention of foreign tourist stays in our country, on the first place comes Malta with average stay by 5.8 nights, South Africa with 3.9 nights, Kuwait with 3.3 nights, France with 3.2 nights, Latvia with 3.0 nights and Ireland with 2.9 nights.

Tourist nights, January - October 2014 and 2015

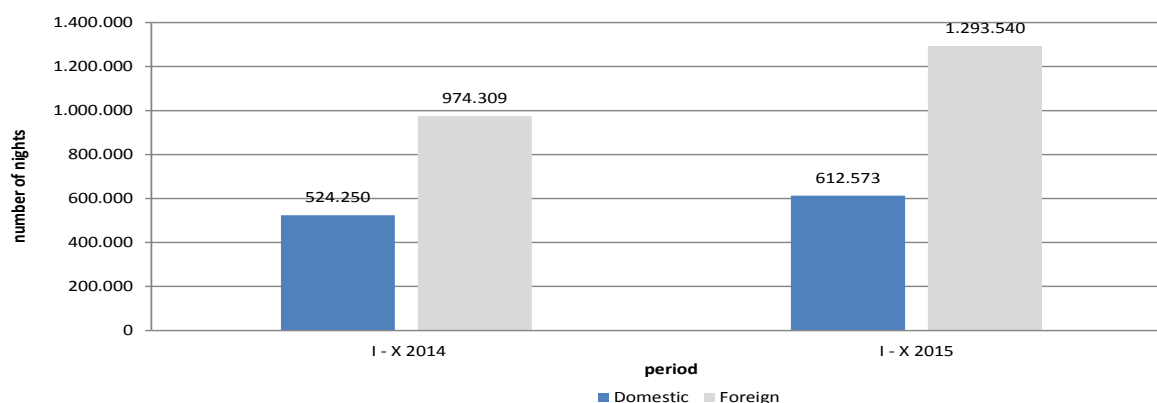
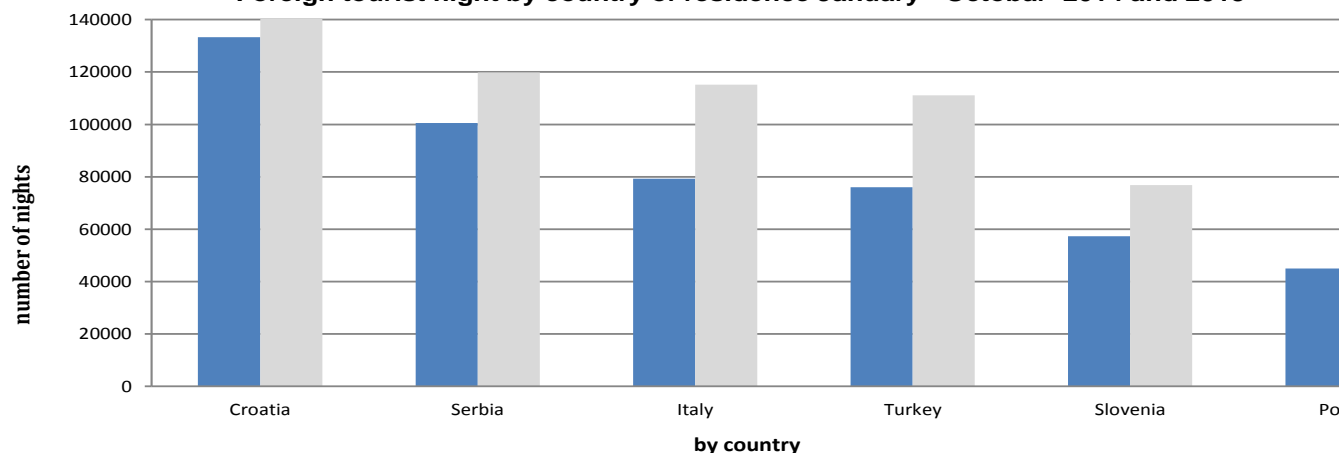


Table1: Tourist arrivals and nights

	Arrivals			Nights			I - X 2015	
	I-X 2014**	I-X 2015*	Indices <u>I-X 2015</u> I-X 2014	I-X 2014**	I-X 2015*	Indices <u>I-X 2015</u> I-X 2014	Structure of nights %	Average number of nights by arrivals
TOTAL	733.160	905.767	123,5	1.498.559	1.906.113	127,2	100,0	2,1
Domestic	253.004	290.232	114,7	524.250	612.573	116,8	32,1	2,1
Foreign	480.156	615.535	128,2	974.309	1.293.540	132,8	67,9	2,1

* preliminary data

**data for the previous period are revised

Foreign tourist night by country of residence January - October 2014 and 2015**Table 2: Tourist arrivals and nights by country of residence**

	Arrivals			Nights			I - X 2015	
	I - X 2014**	I - X 2015*	Indices <u>I-X 2015</u> I-X 2014	I - X 2014**	I - X 2015*	Indices <u>I-X 2015</u> I-X 2014	Structure of nights %	Average number of nights by arrivals
TOTAL	480.156	615.535	128,2	974.309	1.293.540	132,8	100,0	2,1
Albania	2.319	2.281	98,4	4.207	4.468	106,2	0,3	2,0
Austria	16.286	16.810	103,2	29.689	30.940	104,2	2,4	1,8
Belgium	3.246	3.664	112,9	7.300	8.161	111,8	0,6	2,2
Bulgaria	4.240	5.731	135,2	7.250	9.467	130,6	0,7	1,7
Montenegro	7.777	8.671	111,5	17.818	20.531	115,2	1,6	2,4
Czech Republic	3.440	4.778	138,9	6.630	10.108	152,5	0,8	2,1
Denmark	2.060	2.817	136,7	5.424	6.397	117,9	0,5	2,3
Estonia	355	332	93,5	811	707	87,2	0,1	2,1
Finland	1.448	1.702	117,5	2.826	3.410	120,7	0,3	2,0
France	10.586	15.177	143,4	25.104	48.059	191,4	3,7	3,2
Greece	6.933	5.430	78,3	11.767	11.057	94,0	0,9	2,0
Netherlands	6.672	8.077	121,1	16.083	17.079	106,2	1,3	2,1
Croatia	59.948	71.106	118,6	133.348	157.001	117,7	12,1	2,2
Ireland	1.545	2.980	192,9	4.799	8.589	179,0	0,7	2,9
Iceland	399	201	50,4	963	503	52,2	0,0	2,5
Italy	35.828	47.229	131,8	79.302	115.176	145,2	8,9	2,4

(continued on next page)

(continued)

	Arrivals			Nights			I - X 2015	
	I - X 2014**	I - X 2015*	Indices I-X 2015 I-X 2014	I - X 2014**	I - X 2015*	Indices I-X 2015 I-X 2014	Structure of nights %	Average number of nights by arrivals
Cyprus	614	387	63,0	1.545	914	59,2	0,1	2,4
Latvia	259	770	297,3	474	2.333	492,2	0,2	3,0
Lithuania	1.272	1.352	106,3	2.092	2.407	115,1	0,2	1,8
Luxembourg	309	247	79,9	771	492	63,8	0,0	2,0
Hungary	5.747	7.692	133,8	10.261	16.959	165,3	1,3	2,2
FYR of Macedonia	4.611	5.730	124,3	9.460	10.396	109,9	0,8	1,8
Malta	594	684	115,2	3.743	3.938	105,2	0,3	5,8
Norway	3.702	3.846	103,9	7.608	8.884	116,8	0,7	2,3
Germany	20.465	23.229	113,5	43.304	48.061	111,0	3,7	2,1
Poland	23.161	31.071	134,2	44.958	70.342	156,5	5,4	2,3
Portugal	1.157	1.034	89,4	2.624	1.747	66,6	0,1	1,7
Romania	2.059	2.861	139,0	5.080	6.198	122,0	0,5	2,2
Russian Federation	3.242	3.066	94,6	10.582	7.081	66,9	0,5	2,3
Slovakia	1.920	2.423	126,2	3.351	4.913	146,6	0,4	2,0
Slovenia	33.649	40.505	120,4	57.330	76.823	134,0	5,9	1,9
Serbia	48.208	56.804	117,8	100.526	119.798	119,2	9,3	2,1
Spain	8.217	9.132	111,1	13.488	16.959	125,7	1,3	1,9
Switzerland (including Liechtenstein)	5.256	6.625	126,0	11.224	13.195	117,6	1,0	2,0
Sweden	7.138	7.331	102,7	15.847	17.603	111,1	1,4	2,4
Turkey	44.142	66.009	149,5	76.010	111.134	146,2	8,6	1,7
United Kingdom	8.355	9.047	108,3	17.065	19.934	116,8	1,5	2,2
Ukraine	569	956	168,0	1.423	2.165	152,1	0,2	2,3
Other European countries	1.487	2.645	177,9	3.958	6.836	172,7	0,5	2,6
Egypt	412	566	137,4	1.187	1.552	130,7	0,1	2,7
South Africa	175	258	147,4	330	1.006	304,8	0,1	3,9
Other African countries	643	1.171	182,1	2.037	3.452	169,5	0,3	2,9
Canada	3.236	3.701	114,4	6.268	6.974	111,3	0,5	1,9
USA	12.819	16.973	132,4	28.877	35.591	123,3	2,8	2,1
Other Northern American countries	310	641	206,8	652	1.233	189,1	0,1	1,9
Brazil	2.680	3.095	115,5	4.643	5.889	126,8	0,5	1,9
Other Southern and Central American countries	1.774	3.025	170,5	3.322	5.525	166,3	0,4	1,8
India	317	827	260,9	951	1.856	195,2	0,1	2,2
Iran	134	386	288,1	281	986	350,9	0,1	2,6
Israel	1.801	2.786	154,7	2.819	5.127	181,9	0,4	1,8
Japan	4.259	6.311	148,2	6.333	9.356	147,7	0,7	1,5
China	6.131	8.767	143,0	8.851	11.092	125,3	0,9	1,3
Republic of Korea	24.106	28.350	117,6	26.800	32.072	119,7	2,5	1,1
Kuwait	7.695	10.854	141,1	27.442	35.449	129,2	2,7	3,3
Saudi Arabia	4.619	8.770	189,9	10.980	20.680	188,3	1,6	2,4
Other Asian countries	12.701	31.021	244,2	33.867	81.606	241,0	6,3	2,6
Australia	6.227	6.581	105,7	10.882	11.491	105,6	0,9	1,7
New Zealand	603	679	112,6	1.060	1.207	113,9	0,1	1,8
Other countries of Oceania	299	341	114,0	682	631	92,5	0,0	1,9

* preliminary data

**data for the previous period are revised

**Structure of tourist nights, according to division 55 of KD 2010 , January - October
2014 and 2015**

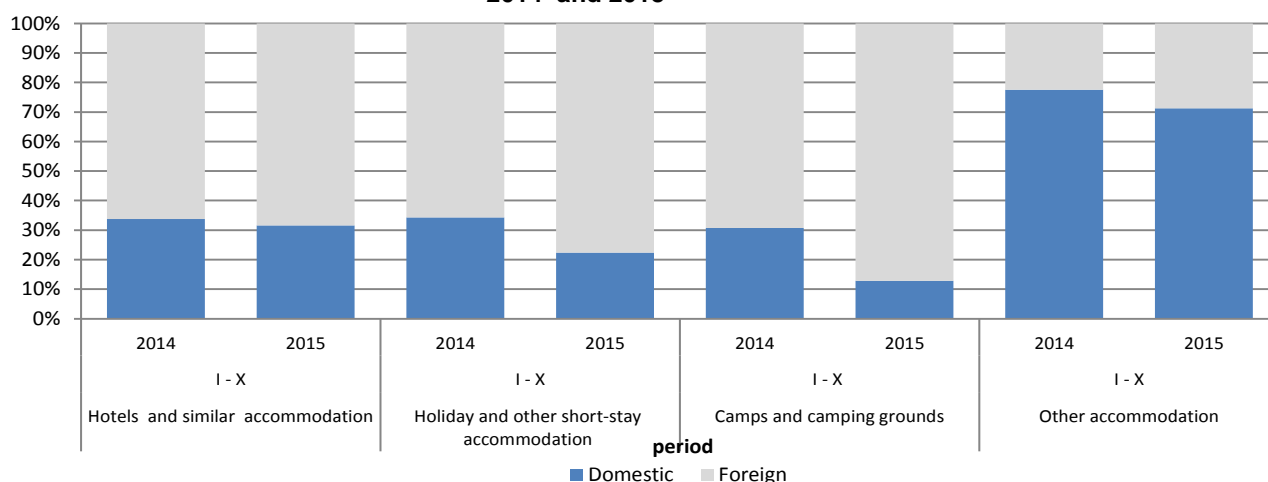


Table 3: Tourist arrivals and nights according to the classification of activities 1)

	Arrivals			Nights			I - X 2015
	I - X 2014**	I - X 2015*	Indices $\frac{I-X 2015}{I-X 2014}$	I - X 2014**	I - X 2015**	Indices $\frac{I-X 2015}{I-X 2014}$	Structure of nights %
TOTAL	733.160	905.767	123,5	1.498.559	1.906.113	127,2	100,0
Hotels and similar accommodation	676.301	850.068	125,7	1.366.567	1.773.314	129,8	93,0
Holiday and other short-stay accommodation	23.095	32.203	139,4	50.561	67.877	134,2	3,6
Camps and camping grounds	24.332	10.510	43,2	37.624	15.414	41,0	0,8
Other accommodation	9.432	12.986	137,7	43.807	49.508	113,0	2,6
DOMESTIC TOURISTS	253.004	290.232	114,7	524.250	612.573	116,8	32,1
Hotels and similar accommodation	229.291	271.293	118,3	461.355	560.142	121,4	29,4
Holiday and other short-stay accommodation	9.487	9.338	98,4	17.356	15.170	87,4	0,8
Camps and camping grounds	7.677	1.712	22,3	11.559	1.983	17,2	0,1
Other accommodation	6.549	7.889	120,5	33.980	35.278	103,8	1,9
FOREIGN TOURISTS	480.156	615.535	128,2	974.309	1.293.540	132,8	67,9
Hotels and similar accommodation	447.010	578.775	129,5	905.212	1.213.172	134,0	63,6
Holiday and other short-stay accommodation	13.608	22.865	168,0	33.205	52.707	158,7	2,8
Camps and camping grounds	16.655	8.798	52,8	26.065	13.431	51,5	0,7
Other accommodation	2.883	5.097	176,8	9.827	14.230	144,8	0,7

* preliminary data

**data for the previous period are revised

1) The Classification of Economic Activities of BiH 2010

NOTES ON METHODOLOGY

The purpose of the statistical survey

The purpose of the statistical survey is to monitor the tourist activity realised in commercial accommodation establishments and to provide internationally comparable BiH's statistics of tourism in accordance with current EU Regulations for the tourism statistics.

Observation units

Observation units are all business entities /legal units which are, by the main activity, registered in accommodation activity (division 55 - KD BiH 2010), persons as well as households that rent accommodation establishments to tourists. For the purpose of the survey, Classification of Activities in Bosnia and Herzegovina - KD BiH 2010 was used, and it is fully compliant with the European Classification of Economic Activities - NACE Rev. 2.

Coverage

Reporting units are all business entities (enterprises, entrepreneurs, institutions, associations etc.) and parts thereof engaged in providing accommodation services in tourism registered according to the CA BiH 2010 under section : 55.1 (hotels and similar accommodation), 55.2 (holiday and other short - stay accommodation), 55.3 (camps and camping grounds), 55.9 (other accommodation), health institutions for their facilities in which persons stay for medical rehabilitation (costs are on persons themselves), business entities and parts thereof engaged in tourist stay in rural households, houses, camps, apartments and rooms directly rented by private persons/households. Survey covers the entire territory of Bosnia and Herzegovina.

Source and methods of data collection

Data on turnover of tourists (number of tourist arrivals and tourist nights) are collected from regular monthly report (TU-11 form). Reports are usually made on the basis of reception records in guest books, entities and their parts engaged in organising and arranging of tourists.

Definitions

Tourism means the activity of visitors taking a trip to a main destination outside their usual environment for less than a year, for leisure, business or other personal purpose other than to be employed by a resident entity in the place visited.

Tourist is every person who, outside his place of permanent residence, spends one night in a hotel or some other accommodation facility for reasons of rest, recreation, health, study, sport, religion, family, business, public tasks or meeting.

Residence is a place where a person came with the intention of permanent stay. Tourist is registered in every place or establishment where he stays and, therefore, in case he/she changes the place or establishment, he/she must register again, which results in data ambiguity. Consequently, the statistics register the number of tourist arrivals and not the number of tourists.

Domestic tourist is a person with permanent residence in the BiH who spends at least one night in a hotel or same other accommodation establishment outside their place or residence.

Foreign tourist is every person with permanent residence outside in BiH who temporarily resides in BiH and who spends at least one night in a hotel or same other accommodation establishment.

Symbols

- no occurrence

0,0 value not zero but less than 0,05 unit of measure use

Published and printed by the Agency for Statistics of the Bosnia and Herzegovina, 71000 Sarajevo, Zelenih beretki 26

Phone: +387 (33) 911 911 · Telefax: +387 (33) 220 622
E-mail : bhas@bhas.ba · Web site: <http://www.bhas.ba>

Person responsible: Velimir Jukić, Director General

Prepared by: Azra Demirović

First Release data are also published on the Internet
