



FIRST RELEASE



Users are kindly requested to mention the data source

YEAR IX

SARAJEVO, 20.05.2015.

NUMBER 3

Tourism Statistics

Tourism in BIH, March 2015

In March 2015 tourists realised 64.317 tourist arrivals in Bosnia and Hercegovina which represent the increase by 29.8% as compared to February 2015 and increase by 19.2% as compared to March 2014.

Tourists realised 131.789 tourist nights which represent the increase by 24.0% as compared to February 2015 and increase by 19.6% as compared to March 2014. Domestic tourists share of total number of overnight stays was 38.8% and foreign tourists share was 61.2%.

The number of domestic tourist nights increased by 11.9% as compared to February 2015 and increased by 13.8% as compared to March 2014. Foreign tourist nights were increased by 33.2% as compared to February 2015 and increased by 23.7% as compared to March 2014.

According to the type of accommodation facility the highest number of nights was recorded in Hotels and similar accommodation with share of 93.1%.

Concerning the structure of foreign tourist nights in March 2015, the most of them (61.1%) were realised by tourists from: Croatia (29.8%), Serbia (15.3%), Italy (10.0%) and Slovenia (6.0%). Tourists from other countries realised (38.9%) of tourist nights.

Regarding the average detention of foreign tourist stays in our country on the first place comes Latvia with average stay by 3.6 nights, Egypt with 3.5 nights, Denmark with 3.4 nights, Kuwait with 3.3 nights and South Africa by 3.0 nights.

Tourist nights by months, March 2014 - March 2015

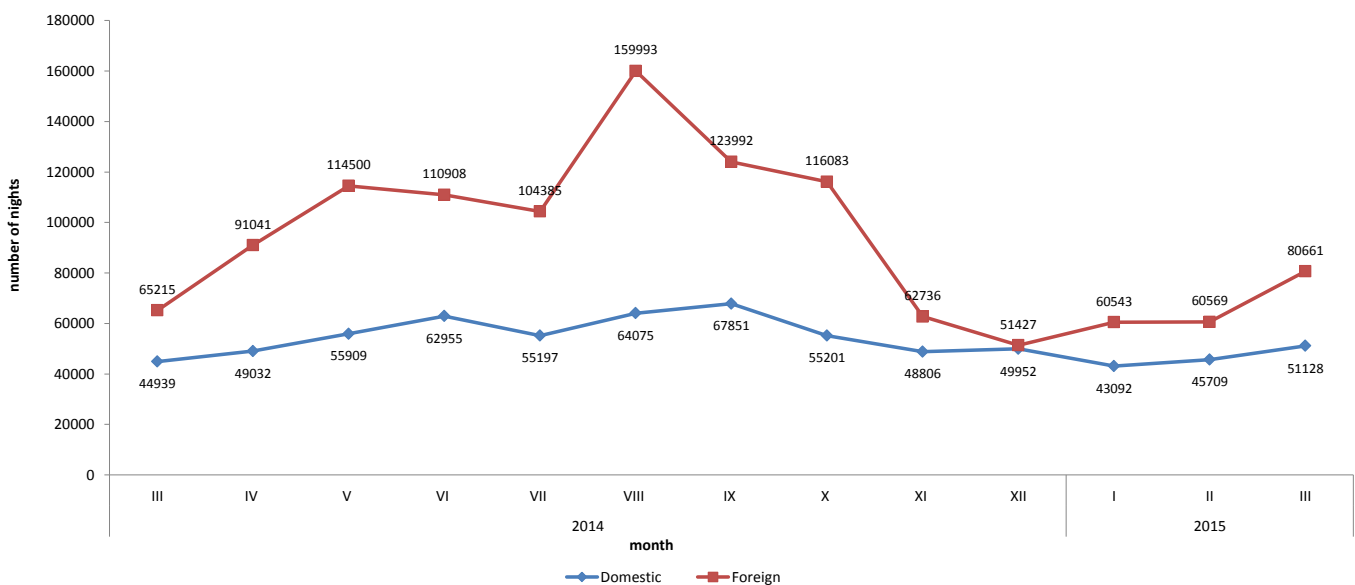
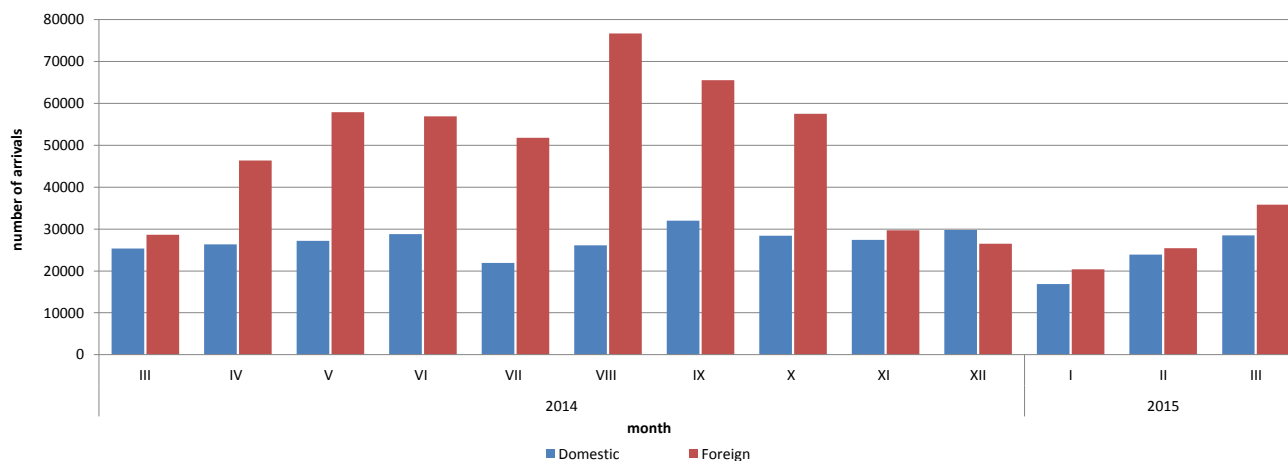


Table1:Tourist arrivals and nights

	Arrivals					Nights					III 2015	
	III 2014	II 2015**	III 2015*	Indices III 2015 II 2015	Indices III 2015 III 2014	III 2014	II 2015**	III 2015*	Indices III 2015 II 2015	Indices III 2015 III 2014	Structure of nights %	Average number of nights by arrivals
TOTAL	53.974	49.558	64.317	129,8	119,2	110.154	106.278	131.789	124,0	119,6	100,0	2,0
Domestic tourists	25.347	23.939	28.463	118,9	112,3	44.939	45.709	51.128	111,9	113,8	38,8	1,8
Foreign tourists	28.627	25.619	35.854	140,0	125,2	65.215	60.569	80.661	133,2	123,7	61,2	2,2

* preliminary data

**data for the previous period are revised

Tourist arrivals by months, March 2014 - March 2015

Table 2:Tourist arrivals and nights by country of residence

	Arrivals					Nights					III 2015	
	III 2014	II 2015**	III 2015*	Indices III 2015 II 2015	Indices III 2015 III 2014	III 2014	II 2015**	III 2015*	Indices III 2015 II 2015	Indices III 2015 III 2014	Structure of nights %	Average number of nights by arrivals
UKUPNO	28.627	25.619	35.854	140,0	125,2	65.215	60.569	80.661	133,2	123,7	100,0	2,2
Albania	397	176	276	156,8	69,5	629	417	571	136,9	90,8	0,7	2,1
Austria	914	765	1107	144,7	121,1	1.520	1.619	2.027	125,2	133,4	2,5	1,8
Belgium	178	95	127	133,7	71,3	516	247	232	93,9	45,0	0,3	1,8
Bulgaria	231	135	138	102,2	59,7	399	199	230	115,6	57,6	0,3	1,7
Montenegro	702	666	685	102,9	97,6	1.520	1.728	1.236	71,5	81,3	1,5	1,8
Czech Republic	189	190	176	92,6	93,1	333	293	268	91,5	80,5	0,3	1,5
Denmark	155	78	105	134,6	67,7	549	197	354	179,7	64,5	0,4	3,4
Estonia	8	4	11	275,0	137,5	14	6	27	450,0	192,9	0,0	2,5
Finland	29	80	34	42,5	117,2	56	179	64	35,8	114,3	0,1	1,9
France	219	254	313	123,2	142,9	637	694	733	105,6	115,1	0,9	2,3
Greece	332	174	160	92,0	48,2	686	295	292	99,0	42,6	0,4	1,8
Netherlands	456	194	566	291,8	124,1	2.560	542	1.202	221,8	47,0	1,5	2,1
Croatia	6.741	6.973	8459	121,3	125,5	19.809	16.606	24.017	144,6	121,2	29,8	2,8
Ireland	69	50	66	132,0	95,7	140	186	157	84,4	112,1	0,2	2,4
Iceland	-	3	4	133,3	0,0	-	3	7	233,3	0,0	0,0	1,8
Italy	1.433	1.008	3059	303,5	213,5	2.752	2.139	8.071	377,3	293,3	10,0	2,6

* preliminary data

**data for the previous period are revised

(continued on next page)

	Arrivals					Nights					III 2015	
	III 2014	II 2015**	III 2015*	Indices III 2015 II 2015	Indices III 2015 III 2014	III 2014	II 2015**	III 2015*	Indices III 2015 II 2015	Indices III 2015 III 2014	Structure of nights %	Average number of nights by arrivals
Cyprus	2	15	5	33,3	250,0	3	38	6	15,8	200,0	0,0	1,2
Latvia	15	8	38	475,0	253,3	48	12	135	1.125,0	281,3	0,2	3,6
Lithuania	67	31	48	154,8	71,6	116	107	97	90,7	83,6	0,1	2,0
Luxembourg	12	11	5	45,5	41,7	15	35	10	28,6	66,7	0,0	2,0
Hungary	327	268	380	141,8	116,2	541	539	748	138,8	138,3	0,9	2,0
FYR of Macedonia	533	280	745	266,1	139,8	1.029	552	1425	258,2	138,5	1,8	1,9
Malta	2	3	2	66,7	100,0	7	7	2	28,6	28,6	0,0	1,0
Norway	144	135	81	60,0	56,3	303	381	182	47,8	60,1	0,2	2,2
Germany	957	790	1100	139,2	114,9	2.030	1903	2184	114,8	107,6	2,7	2,0
Poland	186	333	275	82,6	147,8	518	1155	644	55,8	124,3	0,8	2,3
Portugal	37	26	35	134,6	94,6	90	61	73	119,7	81,1	0,1	2,1
Romania	160	155	168	108,4	105,0	345	432	356	82,4	103,2	0,4	2,1
Russian Federation	204	132	244	184,8	119,6	630	408	621	152,2	98,6	0,8	2,5
Slovakia	101	78	95	121,8	94,1	143	136	153	112,5	107,0	0,2	1,6
Slovenia	2198	2.217	2526	113,9	114,9	3.597	4677	4813	102,9	133,8	6,0	1,9
Serbia	4795	5.107	6028	118,0	125,7	10.028	12901	12355	95,8	123,2	15,3	2,0
Spain	285	100	227	227,0	79,6	623	265	407	153,6	65,3	0,5	1,8
Switzerland (including Liechtenstein)	199	254	244	96,1	122,6	455	600	531	88,5	116,7	0,7	2,2
Sweden	521	262	421	160,7	80,8	1.207	767	1043	136,0	86,4	1,3	2,5
Turkey	1408	1.761	1905	108,2	135,3	2.576	4027	3975	98,7	154,3	4,9	2,1
United Kingdom	472	432	483	111,8	102,3	1.091	1025	1107	108,0	101,5	1,4	2,3
Ukraine	34	41	25	61,0	73,5	56	96	44	45,8	78,6	0,1	1,8
Other European countries	129	83	116	139,8	89,9	423	187	263	140,6	62,2	0,3	2,3
Egypt	57	39	23	59,0	40,4	157	96	81	84,4	51,6	0,1	3,5
South Africa	12	7	10	142,9	83,3	23	67	30	44,8	130,4	0,0	3,0
Other African countries	33	34	33	97,1	100,0	125	91	96	105,5	76,8	0,1	2,9
Canada	85	46	73	158,7	85,9	173	109	165	151,4	95,4	0,2	2,3
USA	598	485	958	197,5	160,2	1504	994	1978	199,0	131,5	2,5	2,1
Other Northern American countries	2	5	60	1200,0	3000,0	4	15	75	500,0	1875,0	0,1	1,3
Brazil	29	17	151	888,2	520,7	51	28	382	1364,3	749,0	0,5	2,5
Other Southern and Central American countries	42	32	81	253,1	192,9	119	79	191	241,8	160,5	0,2	2,4
India	14	19	27	142,1	192,9	73	74	56	75,7	76,7	0,1	2,1
Iran	4	20	9	45,0	225,0	16	86	26	30,2	162,5	0,0	2,9
Israel	37	25	34	136,0	91,9	90	50	53	106,0	58,9	0,1	1,6
Japan	329	107	382	357,0	116,1	473	162	511	315,4	108,0	0,6	1,3
China	253	140	289	206,4	114,2	552	223	429	192,4	77,7	0,5	1,5
Republic of Korea	1515	514	1619	315,0	106,9	1647	596	1765	296,1	107,2	2,2	1,1
Kuwait	178	183	282	154,1	158,4	586	674	926	137,4	158,0	1,1	3,3
Saudi Arabia	182	42	240	571,4	131,9	384	126	540	428,6	140,6	0,7	2,3
Other Asian countries	353	463	1021	220,5	289,2	998	1210	2496	206,3	250,1	3,1	2,4
Australia	45	56	69	123,2	153,3	221	159	173	108,8	78,3	0,2	2,5
New Zealand	17	6	7	116,7	41,2	24	18	19	105,6	79,2	0,0	2,7
Other countries of Oceania	1	12	4	33,3	400,0	1	51	7	13,7	700,0	0,0	1,8

* preliminary data

**data for the previous period are revised

Tourist arrivals and nights by country of residence, March 2015

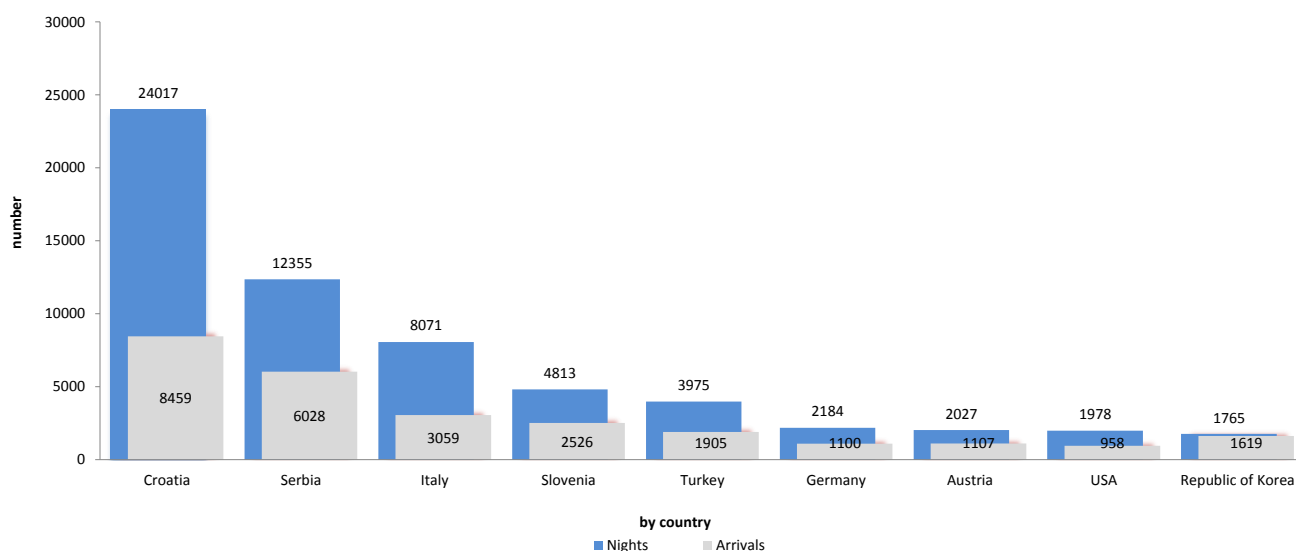


Table 3: Tourist arrivals and nights according to the classification of activities ¹⁾

	Arrivals					Nights					III 2015
	III 2014	II 2015**	III 2015*	Indices III 2015 II 2015	Indices III 2015 III 2014	III 2014	II 2015**	III 2015*	Indices III 2015 II 2015	Indices III 2015 III 2014	Structure of nights %
TOTAL	53.974	49.558	64.317	129,8	119,2	110.154	106.278	131.789	124,0	119,6	100,0
Hotels and similar accommodation	51.967	47.656	60.454	126,9	116,3	103.159	102.338	122.761	120,0	119,0	93,1
Holiday and other short-stay accommodation	1326	1.318	2.871	217,8	216,5	2.598	2.600	4.402	169,3	169,4	3,3
Camps and camping grounds	27	19	33	173,7	122,2	34	19	39	205,3	114,7	0,0
Other accommodation	654	565	959	169,7	146,6	4.363	1.321	4.587	347,2	105,1	3,5
DOMESTIC TOURISTS	25.347	23.939	28.463	118,9	112,3	44.939	45.709	51.128	111,9	113,8	38,8
Hotels and similar accommodation	24.177	22.862	26.259	114,9	108,6	40.972	43.665	47.019	107,7	114,8	35,7
Holiday and other short-stay accommodation	703	685	1.633	238,4	232,3	1.194	1.240	1.563	126,0	130,9	1,2
Camps and camping grounds	16	12	8	66,7	50,0	18	12	8	66,7	44,4	0,0
Other accommodation	451	380	563	148,2	124,8	2.755	792	2.538	320,5	92,1	1,9
FOREIGN TOURISTS	28.627	25.619	35.854	140,0	125,2	65.215	60.569	80.661	133,2	123,7	61,2
Hotels and similar accommodation	27.790	24.794	34.195	137,9	123,0	62.187	58.673	75.742	129,1	121,8	57,5
Holiday and other short-stay accommodation	623	633	1238	195,6	198,7	1.404	1.360	2.839	208,8	202,2	2,2
Camps and camping grounds	11	7	25	357,1	227,3	16	7	31	442,9	193,8	0,0
Other accommodation	203	185	396	214,1	195,1	1.608	529	2.049	387,3	127,4	1,6

* preliminary data

**data for the previous period are revised

1) The Classification of Economic Activities of BiH 2010

NOTES ON METHODOLOGY

The purpose of the statistical survey

The purpose of the statistical survey is to monitor the tourist activity realised in commercial accommodation establishments and to provide internationally comparable BiH's statistics of tourism in accordance with current EU Regulations for the tourism statistics.

Observation units

Observation units are all business entities /legal units which are, by the main activity, registered in accommodation activity (division 55 - KD BiH 2010), persons as well as households that rent accommodation establishments to tourists. For the purpose of the survey, Classification of Activities in Bosnia and Herzegovina - KD BiH 2010 was used, and it is fully compliant with the European Classification of Economic Activities - NACE Rev. 2.

Coverage

Reporting units are all business entities (enterprises, entrepreneurs, institutions, associations etc.) and parts thereof engaged in providing accommodation services in tourism registered according to the CA BiH 2010 under section : 55.1 (hotels and similar accommodation), 55.2 (holiday and other short - stay accommodation), 55.3 (camps and camping grounds), 55.9 (other accommodation), health institutions for their facilities in which persons stay for medical rehabilitation (costs are on persons themselves), business entities and parts thereof engaged in tourist stay in rural households, houses, camps, apartments and rooms directly rented by private persons/households.

Survey covers the entire territory of Bosnia and Herzegovina.

Source and methods of data collection

Data on turnover of tourists (number of tourist arrivals and tourist nights) are collected from regular monthly report (TU-11 form). Reports are usually made on the basis of reception records in guest books, entities and their parts engaged in organising and arranging of tourists.

Definitions

Tourism means the activity of visitors taking a trip to a main destination outside their usual environment for less than a year, for leisure, business or other personal purpose other than to be employed by a resident entity in the place visited.

Tourist is every person who, outside his place of permanent residence, spends one night in a hotel or some other accommodation facility for reasons of rest, recreation, health, study, sport, religion, family, business, public tasks or meeting.

Residence is a place where a person came with the intention of permanent stay. Tourist is registered in every place or establishment where he stays and, therefore, in case he/she changes the place or establishment, he/she must register again, which results in data ambiguity. Consequently, the statistics register the number of tourist arrivals and not the number of tourists.

Domestic tourist is a person with permanent residence in the BiH who spends at least one night in a hotel or same other accommodation establishment outside their place or residence.

Foreign tourist is every person with permanent residence outside in BiH who temporarily resides in BiH and who spends at least one night in a hotel or same other accommodation establishment.

Symbols

- no occurrence

0,0 value not zero but less than 0,05 unit of measure used

Published and printed by the Agency for Statistics of the Bosnia and Herzegovina, 71000 Sarajevo, Zelenih beretki 26

Phone: +387 (33) 911 911 · Telefax: +387 (33) 220 622
E-mail : bhas@bhas.ba · Web site: <http://www.bhas.ba>

Person responsible: Fadil Fatić, Deputy Director

Prepared by: Azra Demirović

First Release data are also published on the Internet
