



SAOPĆENJE

FIRST RELEASE



Molimo korisnike da prilikom upotrebe podataka obavezno navedu izvor
Users are kindly requested to mention the data source

GODINA/ YEAR IV

SARAJEVO, 15.07.2016.

BROJ/ NUMBER 1

SAOBRAĆAJ

TRANSPORT

GRANIČNI PROMET ROBE I CESTOVNIH TERETNIH MOTORNIH VOZILA

I kvartal 2016.

ROAD CROSS-BORDER TRAFFIC OF FREIGHT MOTOR VEHICLES AND GOODS

1st quarter 2016

U ulazu u Bosnu i Hercegovinu u prvom kvartalu 2016. godine ušlo je 7.534 teretnih motornih vozila, što je za 16,1% manje u odnosu na prvi kvartal 2015. godine. Broj tranzitnih teretnih motornih vozila na ulazu u prvom kvartalu 2016.godine iznosi 6.991 što je za 17,8% više u odnosu na isti kvartal prethodne godine.

There were 7.534 freight motor vehicles that arrived in Bosnia and Herzegovina in the first quarter of 2016, which represents a decrease of 16,1% in comparison with the first quarter of 2015. Number of transit freight motor vehicles on entrance in the first quarter 2016 was 6.991 which is 17,8% more than in the same quarter of the previous year

U prvom kvartalu 2016. godine ušlo je 539.118 tona robe, što je za 1,3% više u poređenju sa prvim kvartalom prethodne godine.

In road cross-border traffic there were 539.118 tonnes of goods that entered in the first quarter of 2016 which was by 1,3% more compared with first quarter of 2015.

Na izlazu iz Bosne i Hercegovine u prvom kvartalu 2016. godine izašlo je 27.957 teretnih motornih vozila, što je za 0,3% manje u odnosu na prvi kvartal 2015. godine. Broj tranzitnih teretnih motornih vozila na izlazu u prvom kvartalu 2016.godine iznosi 282 što je za 4,7% manje u odnosu na isti kvartal prethodne godine.

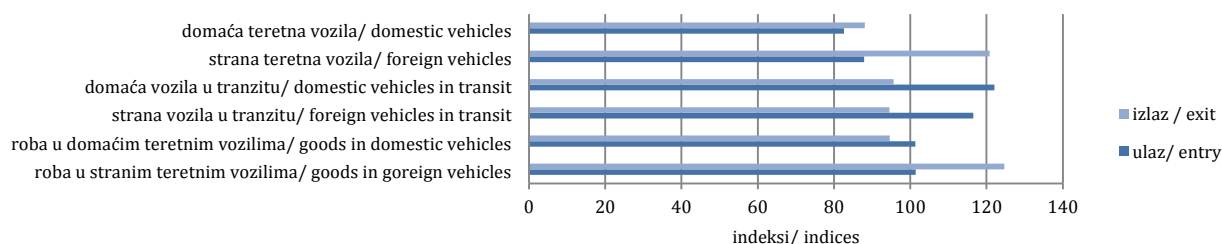
There were 27.957 freight motor vehicles that exited from Bosnia and Herzegovina in the first quarter of 2016. which represents a decrease of 0,3% in comparison to the first quarter of 2015. Number of transit freight motor vehicles on exit in the first quarter 2016 was 282, which is 4,7% less than in the same quarter of the previous year.

U prvom kvartalu 2016. godine izašlo je 644.939 tona robe, što je za 5,6% više nego u prvom kvartalu prethodne godine.

In road cross-border traffic there were 644.939 tonnes of goods that exited in the first quarter of 2016. which was by 5,6% more than in the first quarter of the previous year

G.1. Cestovni granični promet teretnih motornih vozila i robe, ulaz i izlaz, I kvartal 2016/ I kvartal 2015.

Road cross-border traffic of freight motor vehicles and goods, entry and exit, 1st quarter 2016/ 1st quarter 2015



T.1. Cestovni granični promet teretnih motornih vozila i robe
Road cross-border traffic of freight motor vehicles and goods

Registracija vozila	Ulaz/Entry			Izlaz/Exit			Vehicle's registration
	2015	2016	Indeks /index	2015	2016	Indeks /index	
	I kvartal 1 st quarter	I kvartal 1 st quarter	I 2016 I 2015	I kvartal 1 st quarter	I kvartal 1 st quarter	I 2016 I 2015	
Teretna vozila UKUPNO	34.062	38.149	112,0	57.350	62.261	108,6	Freight vehicles TOTAL
domaća	17.981	18.087	100,6	37.491	38.660	103,1	domestic
strana	16.081	20.062	124,8	19.859	23.601	118,8	foreign
Teretna vozila Uvoz/ izvoz	8.976	7.534	83,9	28.029	27.957	99,7	Freight vehicles Import/ export
domaća	6.729	5.559	82,6	18.045	15.898	88,1	domestic
strana	2.247	1.975	87,9	9.984	12.059	120,8	foreign
Teretna vozila Tranzit	5.937	6.991	117,8	296	282	95,3	Freight vehicles Transit
domaća	1.319	1.611	122,1	205	196	95,6	domestic
strana	4.618	5.380	116,5	91	86	94,5	foreign
Prazna teretna vozila	19.149	23.624	123,4	29.025	34.022	117,2	Empty freight vehicles
domaća	9.933	10.917	109,9	19.241	22.566	117,3	domestic
strana	9.216	12.707	137,9	9.784	11.456	117,1	foreign
Roba, hilj,t	532	539	101,3	611	645	105,6	Goods, '000t
domaća	387	392	101,3	388	367	94,6	domestic
strana	145	147	101,4	223	278	124,7	foreign
U teretnim vozilima Uvoz/ izvoz, hilj,t	105	103	98,1	608	642	105,6	In freight vehicles Import/ export
domaća	81	83	102,5	386	365	94,6	domestic
strana	24	20	83,3	222	277	124,8	foreign
U teretnim vozilima Tranzit, hilj,t	427	436	102,1	3	3	100,0	In freight vehicles Transit, '000t
domaća	306	309	101,0	2	2	100,0	domestic
strana	121	127	105,0	1	1	100,0	foreign

T.2. Cestovni granični promet teretnih motornih vozila prema smjerovima kretanja, I kvartal 2016.
Road cross-border traffic of freight motor vehicles by directions, 1st quarter 2016

Registracija vozila	Ulaz/Entry			Izlaz/Exit			Vehicle's registration
	Teretna vozila sa teretom <i>Loaded freight motor vehicles</i>	Prazna teretna vozila <i>Goods in freight vehicles, '000 t</i>	Roba u teretnim vozilima, hilj.tona <i>Goods in freight vehicles, '000 t</i>	Teretna vozila sa teretom <i>Loaded freight motor vehicles</i>	Prazna teretna vozila <i>Goods in freight vehicles, '000 t</i>	Roba u teretnim vozilima, hilj.tona <i>Goods in freight vehicles, '000 t</i>	
UKUPNO	14.525	23.624	539.118	28.239	34.022	644.939	TOTAL
Preko bosanskohercegovačko-hrvatske granice	9.951	14.790	422.911	20.568	21.038	472.713	Across Bosnia and Herzegovina- Croatia border
Preko bosanskohercegovačko-srbijanske granice	4.240	7.882	100.874	6.528	12.716	149.575	Across Bosnia and Herzegovina- Serbia border
Preko bosanskohercegovačko-crnogorske granice	334	952	15.333	1.143	268	22.651	Across Bosnia and Herzegovina- Montenegro border

T.3. Cestovni granični promet robe u teretnim motornim vozilima prema smjerovima kretanja i graničnim prijelazima*Road cross-border traffic of goods in freight motor vehicles, by directions and border crossings*

	Roba u teretnim vozilima, tona <i>Goods in freight vehicles, t</i>			
	I kvartal 2015. / 1 st quarter 2015		I kvartal 2016. / 1 st quarter 2016	
	Ulaz <i>Entry</i>	Izlaz <i>Exit</i>	Ulaz <i>Entry</i>	Izlaz <i>Exit</i>
Ukupno Total	531.861	610.672	539.118	644.939
Preko bosanskohercegovačko-hrvatske granice/ Across Bosnia and Herzegovina- Croatia border	418.635	429.586	422.911	472.713
Bijača	81.231	27.971	76.470	16.225
Brčko	1.489	8.437	1.746	24.108
Bosanski Brod	83.634	62.473	90.882	56.380
Bosanska Gradiška	67.243	51.510	69.689	44.761
Crveni Grm	-	-	-	-
Doljani	-	-	-	-
Gorica	69.752	18.409	59.738	6.874
Gradina	10.264	15.193	14.024	20.088
Gabela	-	-	-	-
Hukića Brdo	11.834	51	15.314	210
Ivanjica	-	-	-	-
Izačić	12.760	40.681	13.688	52.569
Kamensko	50.252	28.310	52.678	26.777
Novi Grad	-	-	-	-
Orašje	14.997	83.976	16.561	94.975
Šamac	11.875	80.507	7.698	116.432
Strmica	3.304	12.068	4.423	13.314
Preko bosanskohercegovačko-srbijanske granice/ Across Bosnia and Herzegovina- Serbia border	106.528	157.149	100.874	149.575
Karakaj	14.723	73.039	15.498	84.740
Pavlovića Most	3.100	14.664	6.752	3.474
Rača	49.441	26.199	40.775	27.664
Uvac	117	9.474	351	18.763
Vardište	39.147	33.773	37.498	14.934
Preko bosanskohercegovačko- crnogorske granice/ Across Bosnia and Herzegovina- Montenegro border	6.698	23.937	15.333	22.651
Deluša	13	15.406	53	16.473
Hum	21	28	22	59
Klobuk	6.663	8.502	9.681	6.118
Metaljka	1	1	5.577	1

T.4. Cestovni granični promet teretnih motornih vozila prema smjerovima kretanja i graničnim prijelazima (ulaz)
Road cross – border traffic of freight motor vehicles, by directions and border crossings(entry)

	Ulaz <i>Entry</i>			
	I kvartal 2015. / <i>1st quarter 2015</i>		I kvartal 2016. / <i>1st quarter 2016</i>	
	Teretna vozila sa teretom <i>Loaded freight vehicles</i>	Prazna teretna vozila <i>Empty freight vehicles</i>	Teretna vozila sa teretom <i>Loaded freight vehicles</i>	Prazna teretna vozila <i>Empty freight vehicles</i>
Ukupno <i>Total</i>	14.913	19.149	14.525	23.624
Preko bosanskohercegovačko-hrvatske granice/ Across Bosnia and Herzegovina- Croatia border	10.632	10.097	9.951	14.790
Bijača	406	2.087	427	1.452
Brčko	315	436	360	966
Bosanski Brod	2.093	1	2.128	822
Bosanska Gradiška	1.428	48	2.093	114
Doljani	-	-		
Gorica	979	-	788	292
Gradina	361	1.175	425	1.249
Gabela	-	-		
Hukića Brdo	492	240	566	285
Ivanjica	-	212		78
Izačić	976	781	425	978
Kamensko	1.533	1.620	1.569	1.438
Novi Grad	-	-		
Orašje	717	1.273	678	4.242
Šamac	1.279	1.861	429	2.369
Strmica	53	363	63	505
Preko bosanskohercegovačko-srbijanske granice/ Across Bosnia and Herzegovina- Serbia border	4.015	7.993	4.240	7.882
Bratunac		320		394
Karakaj	508	3.658	562	3.776
Pavlovića Most	238	2.554	434	2.194
Rača	2.353	602	2.318	699
Uvac	81	552	102	630
Vardište	835	203	824	19
Skelani	-	104		170
Preko bosanskohercegovačko- crnogorske granice/ Across Bosnia and Herzegovina- Montenegro border	266	1.059	334	952
Deluša	17	201	26	
Hum	42	146	45	208
Klobuk	201	712	193	644
Metaljka	6	-	70	100

T.5. Cestovni granični promet teretnih motornih vozila prema smjerovima kretanja i graničnim prijelazima (izlaz)
Road cross – border traffic of freight motor vehicles, by directions and border crossings(exit)

	Izlaz Exit			
	I kvartal 2015. / 1 st quarter 2015		I kvartal 2016. / 1 st quarter 2016	
	Teretna vozila sa teretom <i>Loaded freight vehicles</i>	Prazna teretna vozila <i>Empty freight vehicles</i>	Teretna vozila sa teretom <i>Loaded freight vehicles</i>	Prazna teretna vozila <i>Empty freight vehicles</i>
Ukupno <i>Total</i>	28.325	29.025	28.239	34.022
Preko bosanskohercegovačko-hrvatske granice/ Across Bosnia and Herzegovina- Croatia border	20.399	18.157	20.568	21.038
Bijača	1.287	3.780	749	5.221
Brčko	375	1.388	971	1.623
Bosanski Brod	3.352	2	2.554	769
Bosanska Gradiška	3.052	2.108	2.172	1.362
Crveni Grm	-	-		
Doljani	-	-		
Gorica	1.056	4	369	468
Gradina	739	3.480	924	3.384
Hukića Brdo	61	488	81	427
Ivanjica	-	34		15
Izačić	1.920	2.669	2.281	2.706
Kamensko	1.246	224	1.236	372
Orašje	3.524	3.121	3.974	2.931
Šamac	3.303	834	4.719	1.722
Strmica	484	24	538	38
Preko bosanskohercegovačko-srbijanske granice/ Across Bosnia and Herzegovina- Serbia border	6.750	10.760	6.528	12.716
Bratunac	-	195		295
Karakaj	3.054	3.727	3.545	4.763
Pavlovića Most	648	2.210	272	2.972
Rača	1.262	4.111	1.300	4.260
Uvac	375	59	725	40
Vardište	1.411	142	686	122
Šepak	-	-		
Skelani	-	316		264
Preko bosanskohercegovačko- crnogorske granice/ Across Bosnia and Herzegovina- Montenegro border	1.176	108	1.143	268
Deluša	719	-	772	
Hum	50	7	61	20
Klobuk	401	101	300	160
Metaljka	6	-	10	88

T.6. Cestovni granični promet robe u teretnim motornim vozilima (ulaz), prema zemljama registracije
Road cross-border traffic of goods in freight motor vehicles(entry), by country of registration

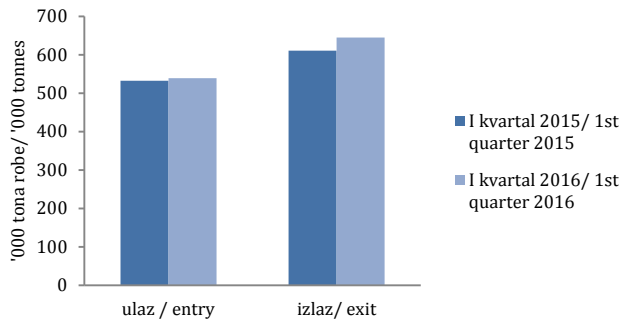
Zemlja registracije	Ulaz Entry				Country of registration
	I kvartal 2015. 1 st quarter 2015		I kvartal 2016. 1 st quarter 2016		
	Broj vozila sa teretom Number of loaded vehicles	Tona robe Tonnes of goods	Broj vozila sa teretom Number of loaded vehicles	Tona robe Tonnes of goods	
Ukupno	14.913	531.861	14.525	539.118	Total
Bosna i Hercegovina	8.048	387.276	7.170	391.694	Bosnia and Herzegovina
Strane zemlje	6.865	144.585	7.355	147.424	Foreign countries
Albanija	8	108	6	129	Albania
Andora	15	9	17	105	Andorra
Austrija	350	2.007	427	3.428	Austria
Bahrein					Bahrain
Belgija	34	149	38	148	Belgium
Bjelorusija					Belarus
Bugarska	155	2.822	157	2.759	Bulgaria
Crna Gora	104	2.948	139	7.079	Montenegro
Češka	51	323	52	458	Czech Republic
Danska	31	107	30	116	Denmark
Estonija	4	81	7	156	Estonia
Finska					Finland
Francuska	95	346	124	504	France
Grčka	0		0	0	Greece
Hrvatska	1.146	33.260	1.092	30.565	Croatia
Irska	0	0	0	0	Ireland
Italija	172	768	188	965	Italy
Litva					Lithuania
Luksemburg	17	34	17	33	Luxembourg
Mađarska	102	1.919	112	2.464	Hungary
Makedonija	324	7.933	337	7.837	FYR Macedonia
Moldavija	13	234	11	175	Moldova
Holandija	228	1.208	255	1.981	Netherlands
Norveška	1	10	8	44	Norway
Njemačka	774	11.099	767	12.643	Germany
Poljska	119	1.951	109	1.506	Poland
Rumunija	55	561	49	419	Romania
Rusija	7	169	6	78	Russia Federation
Slovačka	72	539	73	348	Slovakia
Slovenija	619	13.456	654	14.071	Slovenia
Srbija	1.002	39.265	1.159	33.375	Serbia
Sjedinjene Američke Države	7	16	7	22	Unated States of America
Španija	7	64	7	34	Spain
Švedska	70	376	118	636	Sweedan
Švicarska	343	994	498	2.197	Switzerland
Turska	679	11.868	608	12.222	Turkey
Ukrajina	27	486	23	564	Ukraine
Velika Britanija	7	32	13	47	United Kingdom
Ostale zemlje	227	9.443	247	10.316	Other countries

T.7. Cestovni granični promet robe u teretnim motornim vozilima (izlaz), prema zemljama registracije
Road cross-border traffic of goods in freight motor vehicles(exit), by country of registration

Zemlja registracije	Izlaz Exit				Country of registration
	I kvartal 2015. 1 st quarter 2015		I kvartal 2016. 1 st quarter 2016		
	Broj vozila sa teretom Number of loaded vehicles	Tona robe Tonnes of goods	Broj vozila sa teretom Number of loaded vehicles	Tona robe Tonnes of goods	
Ukupno	28.325	610.672	28.239	644.939	Total
Bosna i Hercegovina	18.250	387.876	16.094	366.625	Bosnia and Herzegovina
Strane zemlje	10.075	222.796	12.145	278.314	Foreign countries
Albanija	9	224	10	249	Albania
Andora	15	3	16	77	Andorra
Austrija	22	50	25	12	Austria
Bahrein					Bahrain
Belgija	1	2	0	0	Belgium
Bjelorusija					Belarus
Bugarska	77	1.783	67	1.502	Bulgaria
Crna Gora	474	10.310	542	12.089	Montenegro
Češka	1	25	6	51	Czech Republic
Danska	1	0	0	0	Denmark
Estonija			0	0	Estonia
Francuska	0		4	1	France
Grčka	1	23	0	0	Greece
Hrvatska	4.536	103.866	5.678	136.597	Croatia
Irska			0	0	Ireland
Italija	21	273	24	386	Italy
Litva					Lithuania
Luksemburg			0	0	Luxembourg
Mađarska	64	1.471	181	4.698	Hungary
Makedonija	54	1.042	98	1.986	FYR Macedonia
Moldavija			2	15	Moldova
Holandija	5	26	0	0	Netherlands
Norveška			0	0	Norway
Njemačka	42	53	61	99	Germany
Poljska	15	222	5	23	Poland
Rumunija	2	25	3	1	Romania
Rusija	6	109	29	622	Russia Federation
Slovačka	11	220	8	125	Slovakia
Slovenija	619	12.772	783	16.543	Slovenia
Srbija	3.758	83.646	4.265	96.226	Serbia
Sjedinjene Američke Države			0	0	Unated States of America
Španija	1	0	0	0	Spain
Švedska	1	4	1	0	Sweeden
Švicarska	1	25	7	10	Switzerland
Turska	121	1.976	153	3.217	Turkey
Ukrajina	23	426	29	587	Ukraine
Velika Britanija	0	0	2	2	United Kingdom
Ostale zemlje	194	4.220	146	3.196	Other countries

G.2. Cestovni granični promet robe u teretnim motornim vozilima, ulaz i izlaz

Road cross-border traffic of freight in motor vehicles, entry and exit



METODOLOŠKA OBJAŠNENJA

Izvori i metode prikupljanja

Svrha istraživanja je prikupiti podatke o radu pretovarnih preduzeća te prikupiti podatke o uvozu, izvozu, tranzitu, broju vozila na ulazu, broju vozila na izlazu, međunarodnom cestovnom prometu na ulazu, međunarodnom cestovnom prometu na izlazu. U obuhvat istraživanja o graničnom prometu teretnih motornih vozila uključeni su svi cestovni granični prelazi na kojima postoji carinska ispostava. Podatke za cestovni granični promet teretnih motornih vozila i robe Agencija za statistiku BiH preuzela je od Uprave za indirektno oporezivanje BiH. Podaci obuhvataju sva cestovna teretna motorna vozila i robu koja je prešla granicu i ušla u državu Bosnu i Hercegovinu odnosno izašla iz Bosne i Hercegovine. Teretna cestovna motorna vozila razvrstavaju se prema zemlji u kojoj su registrovana i prate se prema smjervima kretanja i graničnim prijelazima.

DEFINICIJE

Granični prijelaz je mjesto namijenjeno prelazu državne granice. Granični prijelazi su međunarodni, međudržavni ili pogranični. Mogu biti cestovni, zračni, pomorski prijelazi i prijelazi na unutrašnjim vodenim putevima

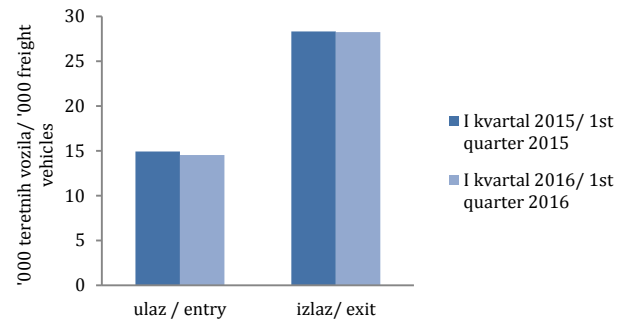
Granični prijelazi za međunarodni promet namijenjeni su graničnom prometu građana države Bosne i Hercegovine i građanima drugih zemalja

Granični prijelazi za pogranični promet namijenjeni su graničnom prometu građana određenog područja države Bosne i Hercegovine i određenog područja susjedne zemlje prema međunarodnom sporazumu

Roba na ulazu je roba koja je ušla u carinsko područje države Bosne i Hercegovine, a **roba na izlazu** je roba koja napušta carinsko područje Bosne i Hercegovine

G.3. Cestovni granični promet teretnih motornih vozila sa teretom, ulaz i izlaz

Road cross-border traffic of loaded freight motor vehicles, entry and exit



NOTES OF METHODOLOGY

Source and methods of data collection

The purpose of the research is to gather information on the work of transfer companies and gather information on the temporary import, temporary export, transit, the number of vehicles at the exit international road transport at the door, international road transport at the exit. Data on cross-border traffic of freight motor vehicles cover all border crossings where there are customs offices. Data for cross-border traffic of freight vehicles and goods Agency for Statistics of BiH has taken from the Indirect Taxation Authority BiH. Data includes all freight road vehicles and goods crossing the border and entering or exiting the Bosnia and Herzegovina. Freight motor vehicles are grouped according to a country of registration and monitored according to the directions of movement and border crossings.

DEFINITION

Border crossing is a place intended for crossing the state border. Border crossings are international, interstate or local ones. They may be road, railway, air, maritime crossings or crossings on inland waterways.

Border crossings for the international traffic are intended for a cross-border traffic of citizens of the Bosnia and Herzegovina and citizens of other countries.

Border crossings for the local traffic are intended for a cross-border traffic of citizens from a certain area of the Bosnia and Herzegovina and a certain area of the neighbouring country according to the international agreement

Goods in entry are goods that entered the customs territory of the Bosnia and Herzegovina, while goods in exit are goods that exited from the customs territory of the Bosnia and Herzegovina.

Teretno vozilo je motorno vozilo kojim se prevozi roba i koje je evidentirano na ulazu u carinsko područje države Bosne i Hercegovine ili na izlazu iz carinskog područja države Bosne i Hercegovine od strane carinske uprave.

Freight vehicle is a motor vehicle used for the transport of goods, which is recorded by the Customs Authority in the entry to the customs territory of the Bosnia and Herzegovina or in the exit from the customs territory of Bosnia and Herzegovina

Tranzit označava prijevoz robe od carinarnice na teritoriji jedne strane ugovornice do druge carinarnice u istoj teritoriji, u skladu sa uslovima predviđenim nacionalnim zakonima i propisima te strane ugovornice.

Transit means the transport of goods from the customs territory of one part to another office in the same territory, in accordance with the conditions provided for by national laws and regulations of that country

Skraćenice

t tona
'000 t hiljade tona

Abbreviations

t tonne
'000 t '000 tonne

Izdaje i štampa Agencija za statistiku Bosne i Hercegovine, 71000 Sarajevo, Zelenih beretki 26

Published and printed by the Agency for Statistics of the Bosnia and Herzegovina, 71000 Sarajevo, Zelenih beretki 26

Telefon/Phone: +387 (33) 911 911 · Telefaks/Telefax: +387 (33) 220 622

Elektronska pošta/E-mail : bhas@bhas.ba · Internetska stranica/Web site: <http://www.bhas.ba>

Odgovara direktor mr.sc. Velimir Jukić

Person responsible: mr.sc. Velimir Jukić, Director General

Saopćenje priredili: Emina Mehanović

Prepared by: Emina Mehanović

Periodika izlaženja: kvartalno

Periodicity: quarterly

Podaci iz ovog saopćenja objavljuju se i na internet

First Release data are also published on the Internet